

PRODUCT



Item no.: 001-0323X
+ style code

COLOURS



// Black / Chrome



// Off-White / Chrome



// White / Chrome

DESCRIPTION

Bestlite has been in continuous production since 1930. Robert Dudley Best created Bestlite design. He was highly influenced by the Bauhaus. In the past 80 years, people appreciated the lamps and it decorates many homes, hotels and restaurants worldwide. Loved by architects, designers and design aficionados throughout its 80-year history, today, Bestlite enjoys global iconic status.

VERSION - BESTLITE FLOOR LAMP BL3M

Shade and base: Black, White or Off-White
Tube and arm: Chromed steel

RAL codes are indicative.

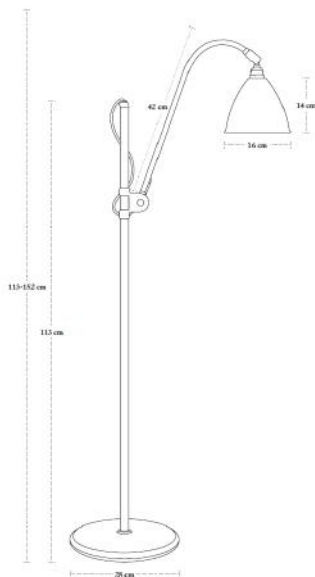
- Fabric wire - Black:
- Black / White inside // RAL 9004 / RAL 9003 // Gloss level 20 / Gloss level 20
- Fabric wire - Off-White:
- Off-White / White inside // RAL 1015 / RAL 9003 // Gloss level 20 / Gloss level 20
- Fabric wire - White:
- White / White inside // RAL 9003 / RAL 9003 // Gloss level 20 / Gloss level 20

VERSION

Order item - look for part number in the pricelist.

Series contains the following:

BL3S, BL3M, BL3 Original shade, BL4



FACTS

MEASUREMENT - L X W X H MM

Lamp height: 1130-1520 mm
Lamp stand: Ø280 mm
Shade height: 140 mm
Shade diameter: Ø160 mm
Cord - total length w/sw: App. 4500 mm
Cord - exposed out of lamp: App. 4230 mm

WEIGHT ITEM - LAMP INCL. WIRE
5425.5 g netto

PACKAGING TYPE

White cardboard box w/ 5ply corrugated

PACKAGING MEASUREMENT - L X W X H CM
L:34 x W:37 x H:120 cm

WEIGHT PACKAGING - MATERIAL TYPE

- LD EPE foam bund: 68,5 g
- LD EPE foam top: 148,5 g
- LD EPE foam top: 75,5 g
- Bestlite key: 18 g
- PE polybag: 1 g
- PE polybag: 180g
- Cardboard inside: 23 g
- Cardboard outside: 1713 g
- Strapping: 7 g

WEIGHT PACKAGING - TOTAL
7742 g brutto

NUMBER OF PARCELS
1 pcs.

LIGHT SOURCE:

- Socket: E14 base
- Recommended light source: *All fluorescens light bulbs*
- Recommended wattage: 9 W = (40 WATT incandescent bulbs)
- Max wattage: 13 W

- Recommended light source: *Halogen light bulb*
- Recommended wattage: 28 W = (40 WATT incandescent bulbs)
- Max wattage: 28 W

- All lamps can be fitted with a dimmer.
Please contact your local electrician.

- Lightbulb not included

CLEANING AND MAINTENANCE

Use a soft damp cloth when cleaning your Bestlite lamp. Do not use household cleaners.

ACCESSORIES

Item no.: 001-99058B plug UK

ENVIRONMENT

-

TESTS

-

CERTIFICATION AND LABELS

CE-CERTIFIED

STANDARD

STOCK - BL3M: Floor lamp

- UK plug: Type G, 3 PIN, 13 amp
- British voltage: 230 V
- Frequency: 50 Hz
- Supply voltage: AC power ~
- Normally Closed IP20



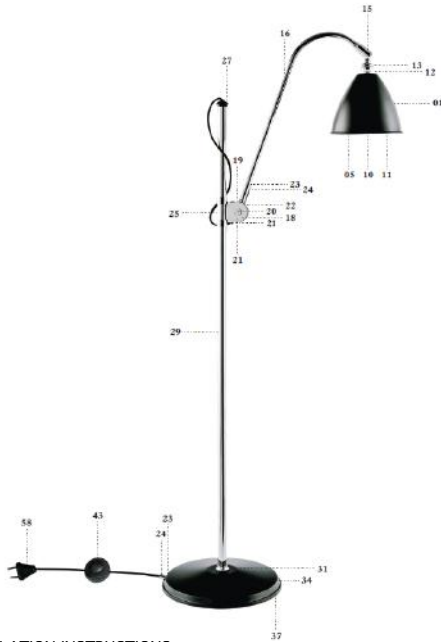
Class II / Double insulated



CE-Mark



Luminaires accepted for mounting on a flammable base



KOMPONENTS

- 01 // Shade, 115,5 g
- 05 // Lamp holder
- 10 // Insulating ring
- 11 // Internal shade ring
- 12 // External shade ring
- 13 // Lamp holder cover
- 15 // Universal joint
- 16 // Bestlite arm
- 18 // Bestlite clip
- 19 // Bestlite nut
- 20 // Bestlite bolt
- 21 // Tension spring
- 22 // Fibre washer
- 23 // Cord grip
- 24 // Cord grip cover
- 25 // Acetate
- 27 // Top knob with hole
- 29 // Tube
- 31 // Collar
- 34 // Base cover
- 37 // Feltac
- 38 // Textile covered cord
- 43 // Foot switch
- 58 // Plug

Item no.: 001-0323X

14 // Bestlite key

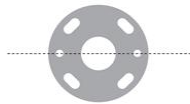
MATERIAL

Shade and base: Powder coated aluminium
Tube and arm: Chromed steel
Textile covered cord

INSTALLATION INSTRUCTIONS

The Bestlite key:
It's a practical tool that enables you to fasten the lamp arm. Simply use it like a screwdriver in the slot in the Bestlite nut.

1) Wall-mounting:
Get an electrician to install, and use directly on your wall for necessary placing of the tube.
Refer to the Bestlite key.



Technical information:

Light source: E14 or E27 incandescent or LED halogen bulb.
Not power off when changing light bulb.

The Bestlite key is used to adjust the lamp arm in a simple way.

Some advice on cleaning your Bestlite:

Powder coated parts - base, bracket and shade:
Wipe the parts with a damp cloth. Do not use water and do not use detergents.

Chrome plated parts:

Wipe the parts with a damp cloth and do not use detergents.
If the surface is scratched, it can be polished with a soft cloth.

Use only soft cloth for wiping and polishing. Never clean on a hard surface.
Do not use abrasive household cleaners.

Do not use alcohol or other cleaning products. Check always in household manuals.



BESTLITE
SINCE 1930

80202 - GUBI, K&S A/S, Copenhagen, Denmark - www.gubi.com

Mounting the shade and light bulb:
1. Shade
2. Lamp holder
3. Insulating ring
4. Lamp holder cover

Wall-mounting instruction:
1. Fix the wall-mounting plate to the wall.
2. Fix the lamp arm to the wall-mounting plate.
3. Fix the lamp arm to the wall-mounting plate.
4. Fix the lamp arm to the wall-mounting plate.

The adjustability of the Bestlite:
The Bestlite key is used to adjust the lamp arm in a simple way.

The Bestlite clip:
The Bestlite clip is used to adjust the lamp arm in a simple way.