
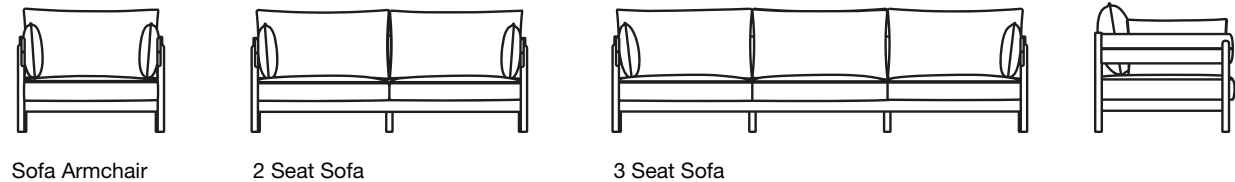
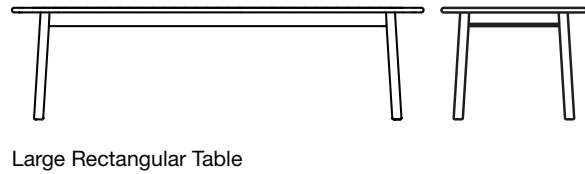
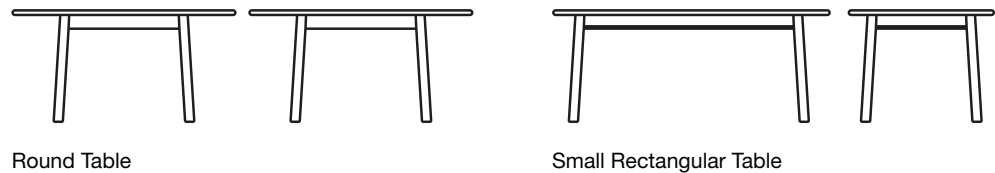
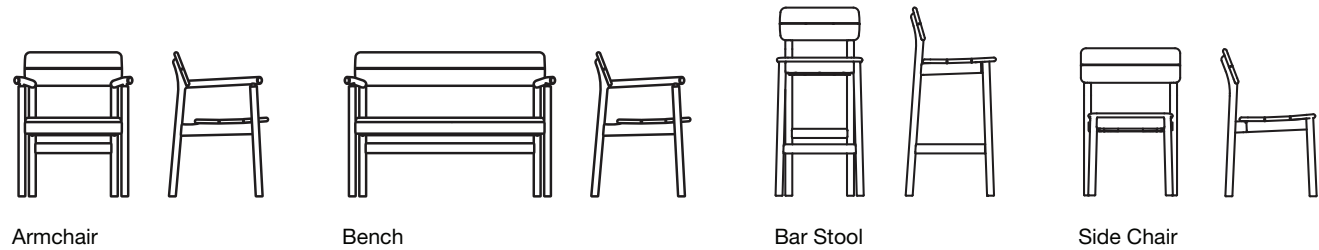


Tanso Range

Tanso  
Sofa Armchair



Case Furniture Ltd  
London, SW18 2HZ  
United Kingdom  
[info@casefurniture.com](mailto:info@casefurniture.com)  
[casefurniture.com](http://casefurniture.com)



# Care Instructions

Tanso Sofa Armchair – designed by David Irwin

## Cushion Care

The cushions for the Tanso sofa use an outdoor rated and UV resistant fabric that utilises industry-leading textile technologies.

We advise that the cushions are stored in a dry location whilst not in use to prolong the life of this product. it is not advised to machine wash the cushions – please follow the recommended instructions on the opposite page.

Cleaning (Light soiling):

For regular, general cleaning and light soiling use a solution of warm water and mild detergent and follow the steps below:

1. Gently brush the fabric clean with a sponge, soft scrubbing pad or a soft bristle scrubbing brush and the warm water and mild detergent mixture.
2. Rinse well with clean water to remove all traces of the detergent solution.
3. Leave to dry ideally in sunny breezy conditions and ensure they are fully dried before covering or storing.
4. DO NOT use a pressure washer to clean/rinse the cushions as this will cause de-lamination of the membrane on the inside of the cushion cover.

Watermarks:

Due to the large surface area of base cushions in particular, it is possible, under certain conditions, for watermarks to appear on the fabric. Watermarks are not ‘stains’ as such and can occur on almost any fabric under certain conditions - i.e. uneven wetting and/or uneven drying.

Cleaning (Heavy soiling):

For more ingrained dirt and/or to remove specific stains we recommend buying a specific outdoor fabric spot cleaner/cleaning solution or consulting with a professional cleaning company.

Mildew:

All the fabrics used on Outdoor Lounge furniture are generally resistant to mildew, however, in extremely humid and moist environments, it is possible that some level of mildew may develop on the surface of the fabric. To prevent and remove mildew, we recommend that items are cleaned at least once a year using a mild detergent and warm water.

## Frame Care

The sofa is manufactured using solid Teak that has been sourced from controlled forest plantations in Thailand.

Skilled craftsmen manufacture this product and there will be a variety of grain and colour between each table. Wood is a natural product and colour and grain variations are always present.

Teak is a durable timber with a high oil and resin content, this means it is ideal for outdoor furniture, requiring little amounts of care to keep looking its best. Over time, the Teak will start to change colour going from a rich golden colour to Silver-Grey. This is natural and does not reflect the quality of the wood or its durability but is down to a purely aesthetic change.

It is recommended that no abrasive cleaners or solvents are used to clean the furniture. We recommend only using warm water with a diluted mild detergent to clean off the dirt that has formed over time and using a soft bristle brush. Regular cleanings will help to keep the original golden appearance of the teak if desired. Over long periods the teak might stay silver/grey after cleaning as this is how the timber ages. If you are looking to get the timber back to its original appearance you could lightly sand the whole product to remove the top (silver/grey) layer of timber. If you do use this method, please take extra care not to over sand or damage details of the product by flattening off when sanding.

Proprietary Teak oil can also be applied to help maintain the original finish – however please test on a small part of the product that is not seen (i.e. underside of the table slats) before using as some teak oils can darken the appearance.

It is not recommended to use a pressure washer when cleaning teak furniture as it can damage the surface of the teak furniture. There are also specific teak cleaning products available, we would recommend the Osmo Wood Reviver Gel as a good way to restore the product to its original finish.

We recommend that the product is covered when not in use and during extreme weather conditions to prolong the finish of the product and reduce the amount of cleaning required.

We thank you for purchasing this product and wish you many years of enjoyable and functional use.

For more related products please visit: [casefurniture.com](https://www.casefurniture.com)