


TOOLS:

allen key SW5 (enclosed)

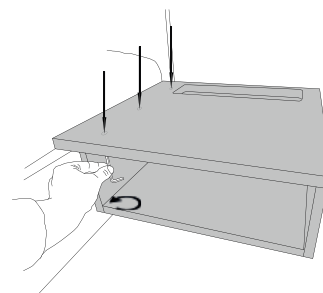
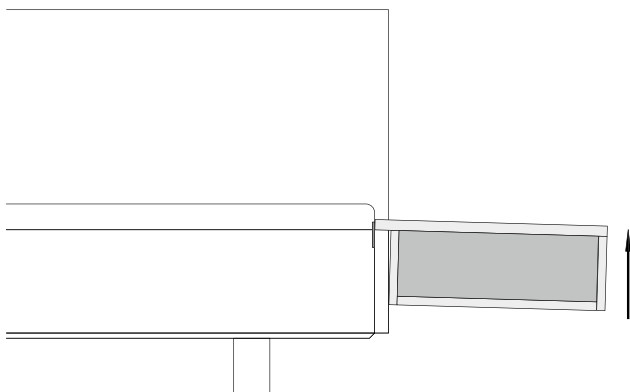
Position at the bedsides



Hang the DEPO only in the first 70 cm area of the headboard in order to have the best stability.

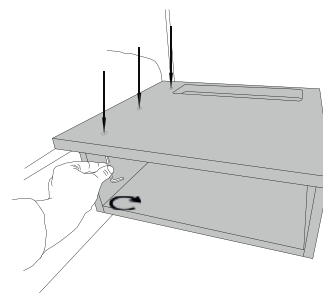
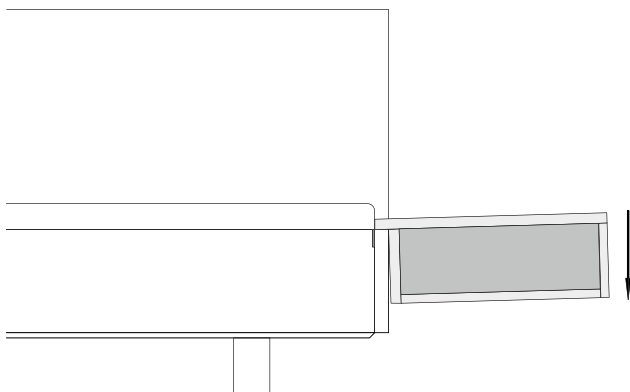
Alignment of the DEPO

DEPO hangs down:



Turn all the three grub screws evenly inside.

DEPO stands up:



Turn all the three grub screws evenly out. You might need to pull the metal a little bit out of the DEPO.

If the DEPO does not fit onto the bedside, untighten the three screws (you might need to pull the metal part). Afterwards, align the DEPO as written above.