



CARE INSTRUCTIONS

Daily cleaning can be done by wiping the frame with a clean dry cloth. Should the surface need more attention this can be cleaned with water and a light detergent or soap applied with a damp cloth. Wipe after with a clean dry cloth. Avoid any abrasive materials.

TROUBLESHOOTING

If lamp does not light, turn off the power. Check the bulb for a broken filament. Replace bulb if necessary, then turn it on. If the lamp still does not light, please contact customer service at the local dealer. If the external flexible cable or cord of this lamp is damaged, it must be replaced by a qualified electrician in order to avoid a hazard.

Warning: the installation shall be carried out by an electrician or electrically skilled person such that the basic insulated fixed wiring have to be prepared with supplementary insulation before the luminaire can be connected.

TECHNICAL INFORMATION

Recommended light source:

Stemlite Table H42 and H70: Dimmable, Frosted bulb, E27, 470 Lumen (4-5W LED)

Max Light Source 10W

Stemlite Floor H110 and H150: Dimmable, Frosted bulb, E27, 810 Lumen (8-9W LED)

Max Light Source 12W

Only Dimmable light bulbs will work.

With LED you can increase the light output up to 1100 Lumen (10-12 W)

Turn power off when changing light bulb. Isolation class II. The lamp is not approved for outdoor use or use in damp/wet rooms (IP20)

The lamp is not approved for outdoor use in damp/wet rooms (IP20)

ENVIRONMENTAL PROTECTION

Electrical products must be thrown out with domestic waste. They must be taken to a communal collecting point for environmentally friendly disposal in accordance with local regulations. Contact your local authorities or stockiest for advice on recycling. The packaging material is recyclable. Dispose of the packaging in an environmentally friendly manner and make it available for recyclable material collection-service.

CAUTION!



For enquiries contact GUBI A/S - CVR: 17940384

Klubinsvej 7-9. 2150 Nordhavn. Copenhagen, Denmark

T +45 69 15 60 60 – order@gubi.com

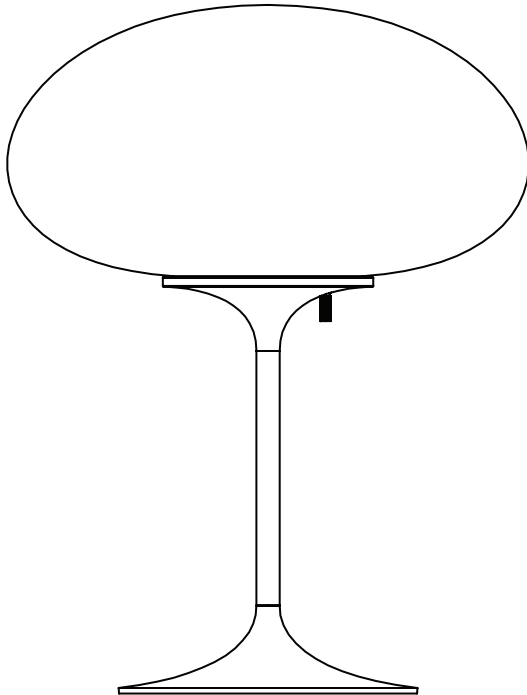
GUBI.COM

GUBI

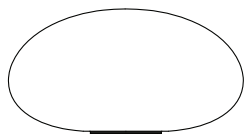
ASSEMBLY INSTRUCTIONS

for

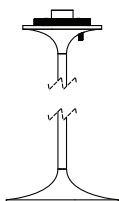
Stemlite Table & Floor Lamps



CONTENTS



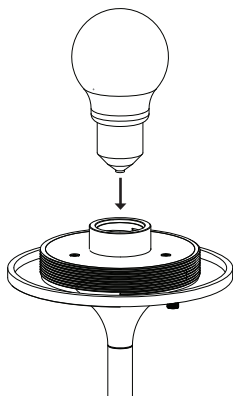
x1



x1

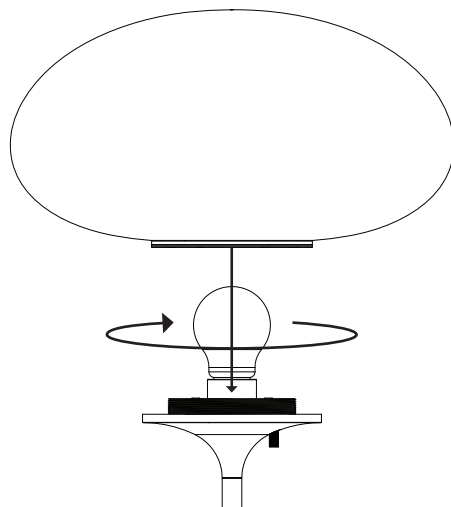
1.

Insert light bulb.



2.

Screw the shade on to the threaded base.



3.

Plug the lamp in and switch the dimmer clockwise to dimmer the light, adjust the desire light intensity regulating the dimmer position

