

Designed by Jacques Adnet

PRODUCT



Item no.: 61570  
+ style code  
- 00: Tan  
- 01: Black

COLOURS



// Tan

// Black

DESCRIPTION

Few designers have succeeded in making a mirror a design icon but Jacques Adnet was the exception. Today, the elegant leather mirror that Adnet designed in 1950 provides inspiration for designers all over the world. His style is the epitome of luxury, so his 1950's collaboration with the exclusive French fashion house Hermès was a natural. In association with Hermès, Adnet developed a Collection of discreet yet voluptuous leather-covered furniture and interior accessories. This distinctive, round leather mirror with equestrian inspired detailing is a perfect example of Adnet's designs at that time. The mirror is available in either black or brown leather with burnished brass rivets on the edge. The rectangular mirror comes in 3 dimensions: Small 70 x 50 cm, Medium 115 x 70 cm and Large 180 x 70 cm

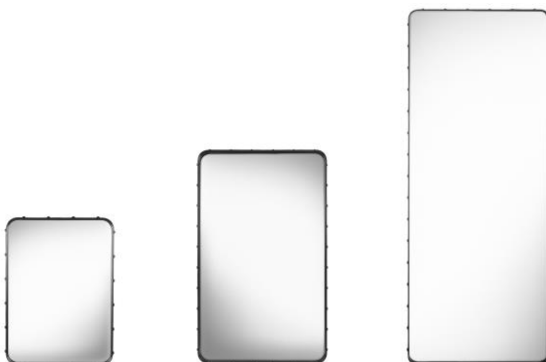
VERSION

- Tan Full Grain aniline leather / mirror glass
- Black Full Grain aniline leather / mirror glass

MIRROR VERSION

Series contains the following:

**Small 70 x 50 cm, Medium 115 x 70 cm, Large 180 x 70 cm**



FACTS

MEASUREMENT - L x W cm

Size: L:180 x W:70 cm  
Depth of mirror frame: 6,5 cm  
Leather thickness frame 3 mm x 2 layers: 6 mm  
Mirror glass 4mm according to EN 1036-2

WEIGHT ITEM

25 kg

PACKAGING TYPE

Cardboard box with polystyrene inlay

PACKAGING MEASUREMENT - L x W x H cm

L:190 x W:80 x H:13 cm

WEIGHT PACKAGING - MATERIAL TYPE

- Delivery note: 10 g
- Certificate: 15 g
- Assembly instructions: 10 g
- Bubble postal bag: 10 g
- PE polybag: 5 g
- Mounting parts: 20 g
  - Screw hooks 2 pcs
  - Nylon dowel 8X40 mm 2 pcs

- Cardboard box outer packaging quality ---: - g
- Cardboard box inner packaging quality ---: - g
- Polystyrene EPS foam: - g

WEIGHT PACKAGING - TOTAL

3.5 kg

WEIGHT OF PARCEL - TOTAL

28.5 kg.

Designed by Jacques Adnet

## ACCESSORIES

## CLEANING AND MAINTENANCE

For normal cleaning, vacuum or dust frequently with a clean, dry cloth. If leather is soiled, it can be wiped with a damp soft cloth and a lather of any mild soap and a minimum amount of lukewarm water. Do not spot clean leather; clean the entire surface. Wipe clean with a damp cloth and dry with a clean, soft cloth.

For spots and spills, wipe excess liquid immediately with a clean cloth or sponge; let the leather air dry. If further cleaning is necessary, sponge the entire surface with clean, lukewarm water. Let the leather air dry; never use a hair dryer or other heat source to dry leather.

For stubborn spots and stains, apply a mild, nonabrasive soap solution with a clean, wet sponge. Rinse well and let air dry. For butter, oil, or grease, wipe the leather with a clean, dry cloth and let the remainder of the oil dissipate into the leather. Do not apply water or try to wash a grease spot. Do not use saddle soap, cleaning solvents, oils, furniture polishes, varnishes, abrasive cleaners, detergents, or ammonia on leather; they will ruin the finish, causing it to become sticky and cracked.

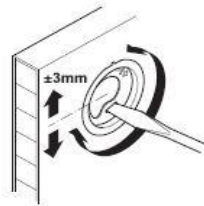
## ENVIRONMENT

Parts can be separated and sorted for recycling.

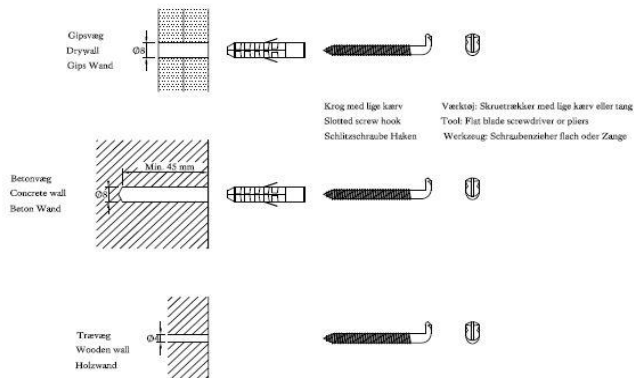
## INSTALLATION INSTRUCTIONS

On the back of the mirror there are placed two adjustable mounting fittings.

They are placed along one of the short and long sides or back of the mirror with an internal distance of 280 mm. The mounting fitting can be adjust up and down +/- 3 mm for the mirror to hang completely horizontal.



Instruction for mounting in different types of wall.



Template for drilling for mounting screws.

### 1:1 Template for drilling

Sørg for at denne linie er vandret / Make sure this line is horizontal / Sorgen Sie dafür, dass die Linie horizontal ist  
280 mm mellem center punkter / 280 mm between center points / 280 mm zwischen den Mittelpunkten