

BESTLITE BL7 // WALL LAMP, HARD WIRED (UNSWITCHED), EU MODEL

Designed by Robert Dudley Best

PRODUCT



Item no.: 001-0716X
+ style code

DESCRIPTION

Bestlite has been in continuous production since 1930. Robert Dudley Best created Bestlite design. He was highly influenced by the Bauhaus. In the past 80 years, people appreciated the lamps and it decorates many homes, hotels and restaurants worldwide. Loved by architects, designers and design aficionados throughout its 80-year history, today, Bestlite enjoys global iconic status.

VERSION - BESTLITE WALL LAMP BL7

Shade and base: Black, White or Off-White
Arm: Chrome

RAL codes are indicative.

- Fabric wire - Black:
- Black / White inside // RAL 9004 / RAL 9003 // Gloss level 20 / Gloss level 20
- Fabric wire - Off-White:
- Off-White / White inside // RAL 1015 / RAL 9003 // Gloss level 20 / Gloss level 20
- Fabric wire - White:
- White / White inside // RAL 9003 / RAL 9003 // Gloss level 20 / Gloss level 20

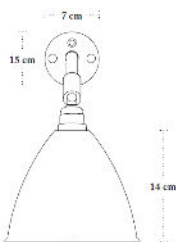
Please contact us for other colours or finishes.

VERSION

Order item - look for part number in the pricelist.

Series contains the following:

BL5, BL6, BL7, BL10



COLOURS



// Black / Chrome



// Off-White / Chrome



// White / Chrome

FACTS

MEASUREMENT - L X W X H MM

Lamp height: 290 mm
Tube length: - mm
Shade height: 140 mm
Shade diameter: Ø160 mm
Cord - total length w/sw: App. 2400 mm
Cord - exposed out of lamp: App. 2000 mm

WEIGHT ITEM - LAMP INCL. WIRE

489 g

PACKAGING TYPE

White cardboard box w/ 5ply corrugated

PACKAGING MEASUREMENT - L X W X H CM

L:26 x W:28 x H:20 cm

WEIGHT PACKAGING - MATERIAL TYPE

- Paper Egg crate: 280,5 g
- PE polybag: 60 g
- Cardboard inside: 26 g
- Cardboard outside: 206 g

WEIGHT PACKAGING - TOTAL

1001 g

NUMBER OF PARCELS

1 pcs.

LIGHT SOURCE

- Socket: E14 base
- Recommended light source: *All fluorescens light bulbs*
- Recommended wattage: 9 W = (40 WATT incandescent bulbs)
- Max wattage: 13 W

- Recommended light source: *Halogen light bulb*
- Recommended wattage: 9 W = (40 WATT incandescent bulbs)
- Max wattage: 28 W

- All lamps can be fitted with a dimmer.
Please contact your local electrician.

- Lightbulb not included

BESTLITE BL7 // WALL LAMP, HARD WIRED (UNSWITCHED), EU MODEL

Designed by Robert Dudley Best

CLEANING AND MAINTENANCE

Use a soft damp cloth when cleaning your Bestlite lamp. Do not use household cleaners.

ACCESSORIES

-

ENVIRONMENT

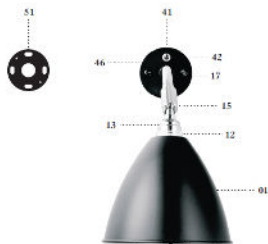
-

TESTS

-

CERTIFICATION AND LABELS

CE-CERTIFIED



STOCK - BL7 Hard-wired (unswitched):
No cord, no switch
(to be monted directly on electrical outlet)

- Euro voltage: 230 V
- Frequency: 50 Hz
- Supply voltage: AC power ~
- Normally Closed: IP20



Class II / Double insulated



CE-Mark



Luminaires accepted for mounting on a flammable base

KOMPONENTS

Item no.: 001-0716X

- 01 // Shade Ø16 cm.
- 05 // E14 lamp holder
- 10 // Insulating ring
- 11 // Internal shade ring
- 12 // External shade ring
- 13 // Lamp holder cover
- 15 // Universal joint
- 17 // Bestlite arm

- 41 // Push button switch
- 42 // Cover for push button switch
- 46 // Wall bracket
- 49 // Screw 9x19 mm.
- 51 // Mounting plate Ø7 cm

MATERIAL

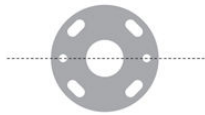
Shade and base: Black, White or Off-White
Arm: Chrome

INSTALLATION INSTRUCTIONS

The Bestlite key:

It's a practical tool that enables you to fasten the lamp arm. Simply use it like a screwdriver in the slot in the Bestlite nut.

1. Installation warning:
Cut and install in a professional way, and use directly on your wall for accurate placing of the hole.
Please see the installation manual.



Technical information:

Light source: E14 x 40W incandescent or 40W halogen bulb.
Not power of when changing light bulb.
The lamp is not approved for outdoor use or use in damp/hot rooms.

Some advice on cleaning your Bestlite:

Powder coated parts - base/bracket and shade
Wipe the parts with a damp cloth soaked in warm water and a bit of mild detergent.

Chrome plated parts:

Wipe the parts with a damp cloth and wipe dry to bring out shine.
If the surface is dirty use a mild glass cleaner available for cleanroom or other self-made.

Use only soft cloth for wiping and polishing, never sponges or steel wool.

Do not use abrasive household cleaners.
Do not use acids or alkaline cleaning products, glass cleaner or household ammonia.

BESTLITE - GUBI, Skovbovej 7A, DK-2100, Copenhagen, Denmark - www.bestlite.com



Dear Bestlite customer,

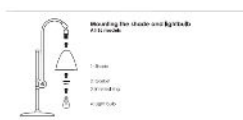
Congratulations on your purchase.

The Bestlite lamp is a modern, elegant and functional lighting solution for your home or office. It is designed to be used in a variety of settings, from a minimalist living room to a professional office.

We hope you enjoy your new Bestlite lamp and that it brings you many years of light and pleasure.

Best regards,

BESTLITE
GUBI 1950



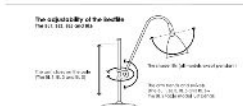
Mounting the shade and light bulb

1. Turn on

2. Turn on

3. Turn on

4. Turn on



The adjustability of the Bestlite

The BL 001 001 001 001

The Bestlite can be adjusted in 15° increments.

The Bestlite can be adjusted in 15° increments.

The Bestlite can be adjusted in 15° increments.



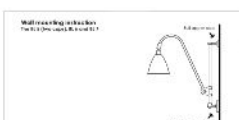
The Bestlite side

The BL 001 001 001 001

The Bestlite can be adjusted in 15° increments.

The Bestlite can be adjusted in 15° increments.

The Bestlite can be adjusted in 15° increments.




Wall mounting bracket

The BL 001 001 001 001

The Bestlite can be adjusted in 15° increments.

The Bestlite can be adjusted in 15° increments.

The Bestlite can be adjusted in 15° increments.



The wall mounting plate

The BL 001 001 001 001

The Bestlite can be adjusted in 15° increments.

The Bestlite can be adjusted in 15° increments.

The Bestlite can be adjusted in 15° increments.



Connection ring and plate

The BL 001 001 001 001

The Bestlite can be adjusted in 15° increments.

The Bestlite can be adjusted in 15° increments.

The Bestlite can be adjusted in 15° increments.