

Audio



—
PRICE LIST JUNE 2023

TABLE of CONTENTS

SALES CONTACTS

Theis Johnson
Chief Sales Officer, Retail & Contract, Global
tjo@audocph.com

Michael Thomann
Head of Sales, Retail & Contract, Central Europe
mth@audocph.com

Michael Olivier Steiner
Sales Executive, Retail, North Germany
mos@audocph.com

Jasmin Buscher
Sales Executive, Retail, Central Germany
jbu@audocph.com

Fabian Generotzky
Sales Executive, Contract, North Germany
fge@audocph.com

Daniel Abrahams
Sales Executive, Contract, Central Germany
dab@audocph.com

Judit Oberberger
Sales Executive, Contract, South Germany
juo@audocph.com

AGENTS & DISTRIBUTORS

Designtales - Bart Degryse
Agent, Belgium, Luxembourg
bart@designtales.nl

Designtales - Joost van Ede
Agent, Netherlands
joost@designtales.nl

Designtales - Pascal Zegers
Agent, Netherlands
pascal@designtales.nl

DR Diffusion
Agent, France
menu@drdiffusion.fr

Felix Casa Contract
Agent, Spain
felix@cascontract.com

International Trading Agency - Dirk Euler
Agent, Switzerland
itadirkeuler@gmail.com

Isabella Nunes
Agent, Portugal
isabelanunes.brands@gmail.com

Standardcollection Info
Agent, Italy
info@standardcollection.it

RICH-Design - Richard Molcik
Agent, Austria
rich@rich-design.at

Design Collection
Distributor, Ukraine, Belarus, Georgien,
Azerbaijan, The Czech Republic, Hungary,
Greece, Slovakia, Cyprus, Malta, Croatia,
Romania, Slovenia, Serbia, Bulgaria,
Turkey, Ukraine, Russia, Poland,
Lithuania, Latvia, Estonia
mho@designcollection.dk

Press Enquiries
press@audocph.com

www.audocph.com
@audocph

PREFACE

The Fundamentals →

FURNITURE

Chairs →

Afterroom Dining Chair Collection →

Co Dining Chair Collection →

Harbour Dining Chair Collection →

Ready Dining Chair Collection →

Merkur Dining Chair Collection →

The Penguin Chair Collection ^{NEW} →

WM String Chair Collection →

Counter and Bar Chairs

Afterroom Counter and Bar Chair →

Co Counter and Bar Chair →

Harbour Counter and Bar Chair →

Lounge Chairs

Tearoom Collection →

Co Lounge Chair →

Harbour Lounge Chair →

Knitting Lounge Chair →

Brasilia Lounge Chair →

Brasilia Ottoman →

Saxe Chair →

The Tired Man, Lounge Chair →

The Tired Man, Ottoman →

Ingeborg, Lounge Chair →

Ingeborg, Ottoman →

My Own Lounge Chair, →

My Own Lounge Chair, Ottoman →

Constance, Lounge Chair →

Elizabeth Lounge Chair →

Elizabeth Ottoman →

Oda Lounge Chair →

Oda Ottoman →

The Seal Lounge Chair, High Back →

The Seal Lounge Chair, low Back →

The Seal Ottoman →

Stools and Benches

Afterroom Stool →

Afterroom Counter Stool →

Afterroom Bar Stool →

Passage Stool →

Passage Counter Stool →

Passage Bar Stool →

ML 42, Shoemaker Stool →

ML 42, Counter Stool →

ML 42, Bar Stool →

Afterroom Bench →

Dining Tables

Androgyne Dining Table →

Harbour Column Dining Table →

Snaregade Dining Table →

Counter and Bar Tables

Harbour Counter and Bar Table →

Desks and Lounge Tables

Rail Desk →

The Eclipse Desk →

Androgyne Side Table →

Androgyne Lounge Table →

Harbour Column Lounge Table →

Passage Lounge Table →

Umanoff Side Table →

Umanoff Nesting Side Table →

TABLE of CONTENTS

	<i>Rugs</i>	LIGHTING	<i>Wall Lamps</i>
NoNo Table →	Gravel Rug →	<i>Pendants</i>	Hashira Wall Lamp →
Turning Side Table →	Houkime Rug →	Levitate Pendant →	TR Bulb Ceiling/Wall Lamp →
Jäger Lounge Table →		Umanoff Pendant →	Cast Sconce Wall Lamp w/Diffuser →
	<i>Shelves and Storage</i>	Hashira Pendant →	Collector Wall Lamp →
<i>Plinth Collection</i>	Corbel Shelf →	JWDA Pendant →	
Plinth Low →	Plinth Shelf →	TR Bulb Pendant →	<i>Floor Lamps</i>
Plinth Cubic →	Rail Shelf →	TR Bulb Suspension Frame →	Hashira Floor Lamp →
Plinth Tall →	Zet Storage System →	Bank Pendant →	Hashira Floor Lamp, High →
Plinth Grand →	Gridy Fungi Shelf →	Cast Pendant →	JWDA Floor Lamp →
Plinth Pedestal →	Epoch Shelf →	Circular Pendant →	Peek Floor Lamp →
Plinth Bridge →	Epoch Rack →	Dancing Pendant →	Wing Floor Lamp →
	Afteroom Coat Hanger →	Resonant Pendant →	
		Collector Chandelier →	<i>Bulbs and Charging Systems</i>
<i>Sofas</i>	<i>Frame Collection</i>		TR Bulb →
Offset Sofa →	Frame 28 →	<i>Table Lamps</i>	Globe Bulb →
Offset Sofa w/Loose Cover →	Frame 35 →	Torso Table Lamp →	Bulb →
Offset Loose Cover →	Frame 42 →	Reverse Table Lamp →	Charging Board →
Tearoom Sofa →	Frame 49 →	Hashira Table Lamp →	Charging Trolley →
Tearoom Sofa High Back →	Frame 70 →	JWDA Table Lamp →	Universal Charger →
Tearoom Sofa High Back w/Power →	Door for Frame →	Peek Table Lamp →	
Cairn Pouf →	Shelf for Frame →	Wing Table Lamp →	ACCESSORIES
Ingeborg Sofa →	Base for Frame →	Klampenborg Table Lamp →	<i>Bath Collection</i>
Vilhelm Sofa →	Suspension brackets for Frame →		Toilet Brush →
Mingle Sofa →	Frame 49 Trio →	<i>Portable Lamps</i>	Toilet Roll Holder →
Constance Sofa →	Frame Shoe Cabinet →	Carrie Table Lamp →	Towel Bar →
Pagode →	Frame View →	Column Table Lamp →	Shower Tray →
Radiohus Sofa P2 →	Frame Square Standard →	Hashira Table Lamp →	Toothbrush Holder →
Radiohus Sofa P3 →		JWDA Table Lamp →	Towel Ladder →
		Torso Table Lamp →	Pedal Bins →
<i>Eave Collection</i>		Phare Table Lamp →	
Eave 75 →		Ray Table Lamp, Portable →	<i>Candles</i>
Eave 86 <small>NEW</small> →			Ignus Flameless Candles →
Eave 96 <small>NEW</small> →			Olfacte Scented Candles Collection →
Eave Dining Sofa →			Unscented Candles Collection <small>NEW</small> →

TABLE *of* CONTENTS

<i>Candle Holders</i>	<i>Kubus Vases, Bowls And Flowerpots</i>	<i>Dining</i>	UPHOLSTERY PROGRAMME
Interconnect Candle Holder →	Kubus Bowl →	Bottle Grinders ^(NEW) →	Textile Upholstery Programme →
Duca Candle Holder →	Kubus Bowl Centerpiece →	Bottle Collection →	Textile Upholstery Selection & Furniture →
Umanoff Candle Holder →	Inlay for Kubus Bowl →	Wine Breather Collection →	Textile Category 0 →
Flambeau Candle Holder →	Kubus Flowerpot →	Strandgade Carafe →	Textile Category 1 →
Clip Candle Holder →	Kubus Vase Lolo →	Etruscan Pitcher & Jug →	Textile Category 2 →
Clip Candle Care Kit →		Balcony Serving Tray →	Textile Category 3 →
Light'in →	<i>Decor</i>	Kettle Teapot →	Textile Category 4 →
	Divot Tray →	New Norm Dinnerware Collection →	Leather Upholstery Programme →
<i>Kubus Candle Collection</i>	Relevé Platter →		Leather Upholstery Selection & Furniture →
Kubus Micro →	Sentiment Paper Weight →	<i>Textiles</i>	Leather Category 1 →
Kubus 1 →	Converge Book Ends →	Papilio Tea Towel →	Leather Category 2 →
Kubus T →	Ribbon Basket →	Troides Tea Towel →	Leather Category 3 →
Kubus 4 ^(NEW) →	Norm Wire Bin →	Graphium Tea Towel →	Leather Category 4 →
Kubus 8 →	Umanoff Wine Rack →		Natural Markings On Leather →
Base for Kubus →	Umanoff Planter →	<i>Mirrors</i>	
Kubus Line →		Nimbus Table Mirror →	
Base for Kubus Line →	<i>Frame Box Collection</i>	Pepe Marble Mirror →	
Kubus Snuffer →	Frame Box 10 →	Nimbus Mirror →	
Kubus Wall Bracket →	Frame Box 14 →	Norm Mirror →	
Candles, 16 pcs →	Frame Box 20 →	View Mirror →	
Candles for Kubus Micro, 9 pcs →			
	<i>Garden Collection</i>	ADDENDUM	
<i>Vases and Bowls</i>	Pallarès × Audo Plant Pruner →	Lead Times & Trading Terms →	
Échasse Vase →	Pallarès × Audo Plant Shears →	Audo Swatch Box Pricelist →	
Échasse Bowl →	Pallarès × Audo Plant Plant Tools →	POS Overview →	
Aer Vase →	Daiza Planters →	DALI Compatibility →	
Aer Bowl →	Cresco Propagation Vases →	Lighting Technical Specification Overview →	
Strandgade Stem Vase →	Hana Vase →	Recommended Audo Bulbs →	
Fragilis Bowl →	Plantas Planter →	Lighting Sources & Battery Specifications →	
Triptych Bowl →	Hydrous Planter →	Environmental Policy →	
Collapse Vase →	Hydrous Watering Stick →	General Terms and Conditions →	
Stance Vase →	Hydrous Plant Mister →	Materials & Maintenance →	
Surround Vase →	Hydrous Watering Can →	Variations in Natural Materials →	
Rond Bowl →	Meira Oil Lantern →		
Taper Bowl →			



ANDROGYNE DINING TABLE, material *dark stained oak*, designer *Danielle Siggerud*
 STRANDGADE DRINKING GLASS, designer *Mentze Ottenstein*

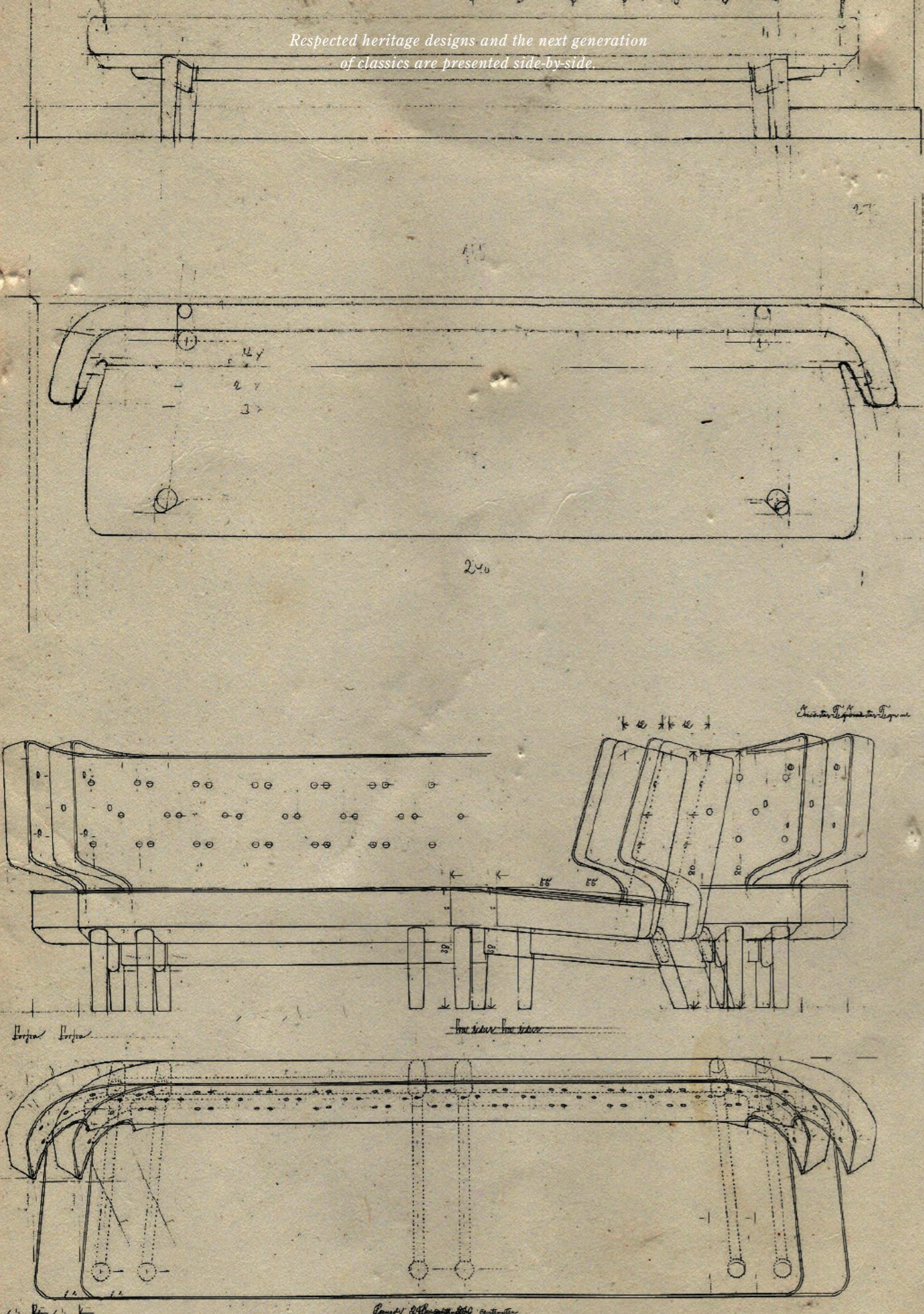


ROUND BOWL, designer *Colin King*
 MERKUR DINING CHAIR W/ARMRESTS, material *natural oak*, designer *Skogstad & Wærnes*
 ANDROGYNE DINING TABLE RECTANGULAR, material *natural oak*, designer *Danielle Siggerud*
 STANCE VASE, designer *Colin King*




STANCE VASE, designer *Colin King*
EAVE MODULAR SOFA, designer *Norm Architects*
ANDROGYNE LOUNGE TABLE, material *Kunis Breccia*, designer *Danielle Siggerud*
GRAVEL RUG, designer *Nina Bruun*
PLINTH GRAND, material *Calacatta Viola marble*, designer *Norm Architects*

Respected heritage designs and the next generation
of classics are presented side-by-side.



ICONS



*An international collection of design talent is brought under
one roof. The red thread is exceptional craftsmanship and a shared
commitment to design that can last a lifetime and more.*



STANCE VASE, designer *Colin King*
HARBOUR DINING CHAIR CHROME STAR BASE, material *Remix 233*, designer *Norm Architects*
ANDROGYNE DINING TABLE, material *dark stained oak / Kunis Breccia*, designer *Danielle Siggerud*
COLLECTOR CHANDELIER, size 5, designer *Alf Svensson*



Audo Copenhagen's showroom and headquarters is located at the Audo House, a unique concept that masterfully unites coworking and event facilities, a café, restaurant and concept shop as well as an exclusive residence in a single, community-building universe.

The Audo House features an inspiring mix of original features and thoughtful new accompaniments from an eclectic mix of premium brands – not least Audo's comprehensive range of furniture, lighting and accessories which are put to their truest test together with a curated selection of products from other global brands.

Audo House reflects Audo Copenhagen's collaborative spirit. Redefining how we use design, space and, ultimately, how we connect to one another, the creative destination is also a hub for powerful ideas, beautiful design and inspiration. Please come visit us in Copenhagen.

THE TIRED MAN, LOUNGE CHAIR, designer *Flemming Lassen*
EAVE MODULAR SOFA, designer *Norm Architects*
RADIOHUS SOFA P3, designer *Vilhelm Lauritzen*
GRAVEL RUG, designer *Nina Bruun*
INGEBORG SOFA, designer *Flemming Lassen*





OUR DEISRE



Audo Copenhagen designs can be found around the world. We envision a world where we share the magic of these designs and icons with new generations, growing a worldwide sense of community through remarkable design and experiences.

STANCE VASE, designer *Colin King*
KUBUS 4, material *black*, designer *Audo*

Furniture



Afteroom Dining Chair



Afteroom Dining Chair Plus





AFTERROOM DINING CHAIR
Designed by *Afteroom*

[BACK TO START](#)

Dining chair with tubular powder coated steel base with extended backrest in veneer. Available with or without upholstered seat.



PRODUCT OPTIONS

Seat



WITHOUT UPHOLSTERY

WITH UPHOLSTERY

Powder coated steel base



BLACK STEEL

Spec options

Available in fabrics from our upholstery programme. Standard lead times apply.

For custom upholstery, please refer to the guiding textile/leather consumption:
COM: 0,54 m / 0,594 yds
COL: 0,45 m² / 4,8465 sqft

Prices excl. custom upholstery are equal to *Price Category 1 Textile or Leather*. Contact Sales support for approval of custom upholstery and to place your order.

The above textile consumption is only valid for textile rolls with a width equal to or greater than 140 cm. For smaller textile rolls, please contact Sales Support for guidance. For textile with pattern, please expect a higher usage for correct pattern fitting. Please contact Sales Support for guidance.

TECHNICAL SPECIFICATIONS

PRODUCT TYPE
Dining chair

COLLI
1

ENVIRONMENT
Indoor

DIMENSIONS
H: 75 cm / 29,5"
SH: 46 cm / 18,1"
W: 45,5 cm / 17,9"
D: 51 cm / 20"

PRODUCTION PROCESS
The base is made from welded, bent steel tubes with a powder coated finish. The seat is milled MDF with a painted finish. The upholstered seat is made with a plywood upholstery shell, foam and upholstery.

COLOUR

Seat without upholstery
Black (RAL 9005)

Seat with upholstery
Dependent upon selected upholstery

Base
Black (RAL 9005)

Gloss
Gloss 10-20

MATERIALS
Powder coated steel, painted MDF or plywood, CAL117 foam (50N / 50 kg), upholstery

WEIGHT
Without upholstery: 4,6 kg / 10,1 lb
With upholstery: 4,2 kg / 9,3 lb

TEST
EN1022:2005, L1
EN16139:2013, L1

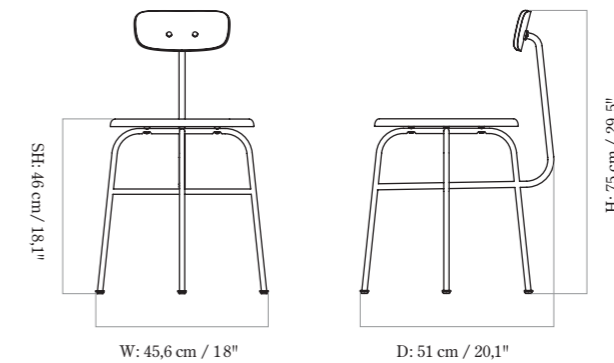
CERTIFICATIONS
TSCA title VI compliant

Declare.

PACKAGING TYPE
Brown box

PACKAGING MEASUREMENTS
(H x W x D)
85,5 cm x 45,7 cm x 53,3 cm /
33,7" x 18" x 21"

MATERIALS & MAINTENANCE
Please see page 680 for materials, care and maintenance instructions.





AFTERROOM DINING CHAIR
Designed by *Afterroom*

[BACK TO START](#)

SPEC OPTIONS
6–8 weeks delivery time

SKU	VARIANT
<i>Textile — Seat with upholstery — Black steel base</i>	
8420020	<i>Price Category 0</i> Audo Bouclé, Audo
8420001	<i>Price Category 1</i> Barnum Bouclé, Audo / Champion, JAB / Illusion, Nevotex / Hot Madison, JAB / Maple, Kvadrat / Remix 3, Kvadrat / Re-wool, Kvadrat
8420002	<i>Price Category 2</i> Canvas 2, Kvadrat / Clay, Kvadrat, Sahco / Colline 2, Kvadrat / Fiord 2, Kvadrat / Hallingdal 65, Kvadrat / Moss, Kvadrat, Sahco / Reflect, Kvadrat / Savanna, Kvadrat / Steelcut 2, Kvadrat / Steelcut Trio 3, Kvadrat
8420003	<i>Price Category 3</i> Arctic, JAB / Safire, Kvadrat, Sahco / Vidar 4, Kvadrat, Sahco / Zero, Kvadrat, Sahco
8420008	<i>Price Category 4</i> Cabanon Soft, Designers Guild / Doppiopanama, Dedar / Grand Mohair, Danish Art Weaving / Lupo, Dedar
<i>Leather — Seat with upholstery — Black steel base</i>	
8420004	<i>Price Category 1</i> Dakar, Nevotex / Envy, Sørensen Leather / Ultra, Sørensen Leather
8420005	<i>Price Category 2</i> Dunes, Sørensen Leather / Nuance, Sørensen Leather
8420006	<i>Price Category 3</i> Royal Nubuck, Sørensen Leather
8420007	<i>Price Category 4</i> Elegance, Sørensen Leather

RECOMMENDED COMBINATIONS
6–8 weeks delivery time

SKU	VARIANT
<i>Seat with upholstery — Black steel base</i>	
8420005-000D00ZZ	 AFTERROOM DINING CHAIR, BLACK STEEL / DUNES ANTHRAZITE 21003

QUICK SHIP OPTIONS
Selected combinations up to 4 weeks delivery time.

SKU	VARIANT
<i>Seat with upholstery — Black steel base</i>	
8420005-000A00ZZ	 AFTERROOM DINING CHAIR, BLACK STEEL / DUNES COGNAC 21000



AFTERROOM DINING CHAIR PLUS
Designed by *Afteroom*

[BACK TO START](#)

Dining chair with tubular powder coated steel base with extended backrest in veneer. Available with or without upholstered seat.




PRODUCT OPTIONS

Seat




WITH UPHOLSTERY

Backrest options



WALNUT



WITH UPHOLSTERY

Powder coated steel base



BLACK

Spec options

Available in fabrics from our upholstery programme. Standard lead times apply.

For custom upholstery, please refer to the guiding textile/leather consumption:
COM: 0,59 m / 0,649 yds
COL: 0,88 m² / 9,4776 sqft

Prices excl. custom upholstery are equal to Price Category 1 Textile or Leather. Contact Sales support for approval of custom upholstery and to place your order.

The above textile consumption is only valid for textile rolls with a width equal to or greater than 140 cm. For smaller textile rolls, please contact Sales Support for guidance. For textile with pattern, please expect a higher usage for correct pattern fitting. Please contact Sales Support for guidance.

TECHNICAL SPECIFICATIONS

PRODUCT TYPE
Dining chair

COLLI
1

ENVIRONMENT
Indoor

DIMENSIONS
H: 80 cm / 31,5"
SH: 46 cm / 18,1"
W: 45,5 cm / 17,9"
D: 51 cm / 20"

PRODUCTION PROCESS
The base is made from bent, welded steel tubes with a powder coated finish. The upholstered seat and back are made of plywood upholstery shell, foam and fabric. The walnut back is made of curved walnut veneer.

COLOUR
Backrest with/without upholstery
Walnut or dependent upon selected upholstery

Seat with upholstery
Dependent upon selected upholstery

Base
Black (RAL 9005)

Gloss
Gloss 10-20

MATERIALS
Powder coated steel, walnut veneer, plywood, CAL117 foam (50N / 50 kg), upholstery.

WEIGHT
4,2 kg / 9,3 lb

TEST
EN1022:2005, L1
EN16139:2013, L1

CERTIFICATIONS
TSCA title VI compliant

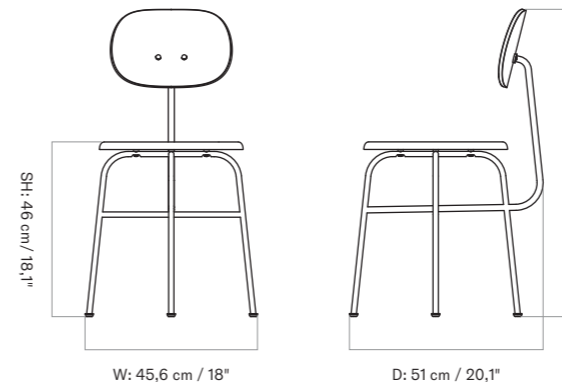
Declare.

PACKAGING TYPE
Brown box

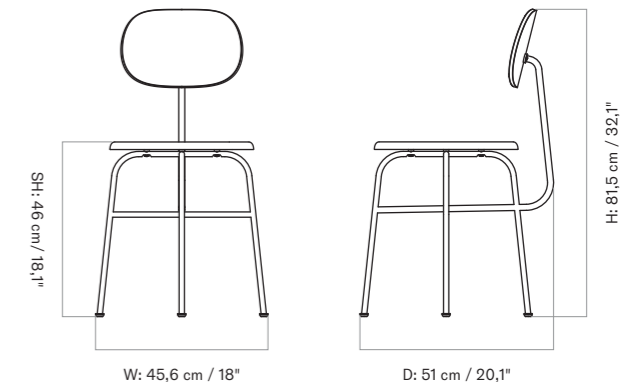
PACKAGING MEASUREMENTS
(H x W x D)
85,5 cm x 45,7 cm x 53,3 cm /
33,7" x 18" x 21"

MATERIALS & MAINTENANCE
Please see page 680 for materials, care and maintenance instructions.

AFTERROOM DINING CHAIR PLUS, WALNUT BACKREST



AFTERROOM DINING CHAIR PLUS, UPHOLSTERED BACKREST





AFTERROOM DINING CHAIR PLUS
Designed by *Afterroom*

[BACK TO START](#)

SPEC OPTIONS
6–8 weeks delivery time

SKU	VARIANT
<i>Textile — Seat with upholstery — Walnut backrest</i>	
8440020	<i>Price Category 0</i> Audo Bouclé, Audo
8440001	<i>Price Category 1</i> Barnum Bouclé, Audo / Champion, JAB / Illusion, Nevotex / Hot Madison, JAB / Maple, Kvadrat / Remix 3, Kvadrat / Re-wool, Kvadrat
8440002	<i>Price Category 2</i> Canvas 2, Kvadrat / Clay, Kvadrat, Sahco / Colline 2, Kvadrat / Fiord 2, Kvadrat / Hallingdal 65, Kvadrat / Moss, Kvadrat, Sahco / Reflect, Kvadrat / Savanna, Kvadrat / Steelcut 2, Kvadrat / Steelcut Trio 3, Kvadrat
8440003	<i>Price Category 3</i> Arctic, JAB / Safire, Kvadrat, Sahco / Vidar 4, Kvadrat, Sahco / Zero, Kvadrat, Sahco
8440008	<i>Price Category 4</i> Cabanon Soft, Designers Guild / Doppiopanama, Dedar / Grand Mohair, Danish Art Weaving / Lupo, Dedar
<i>Leather — Seat with upholstery — Walnut backrest</i>	
8440004	<i>Price Category 1</i> Dakar, Nevotex / Envy, Sørensens Leather / Ultra, Sørensens Leather
8440005	<i>Price Category 2</i> Dunes, Sørensens Leather / Nuance, Sørensens Leather
8440006	<i>Price Category 3</i> Royal Nubuck, Sørensens Leather
8440007	<i>Price Category 4</i> Elegance, Sørensens Leather

SPEC OPTIONS
6–8 weeks delivery time








SKU	VARIANT
<i>Textile — Seat and Backrest with upholstery</i>	
8450020	<i>Price Category 0</i> Audo Bouclé, Audo
8450001	<i>Price Category 1</i> Barnum Bouclé, Audo / Champion, JAB / Illusion, Nevotex / Hot Madison, JAB / Maple, Kvadrat / Remix 3, Kvadrat / Re-wool, Kvadrat
8450002	<i>Price Category 2</i> Canvas 2, Kvadrat / Clay, Kvadrat, Sahco / Colline 2, Kvadrat / Fiord 2, Kvadrat / Hallingdal 65, Kvadrat / Moss, Kvadrat, Sahco / Reflect, Kvadrat / Savanna, Kvadrat / Steelcut 2, Kvadrat / Steelcut Trio 3, Kvadrat
8450003	<i>Price Category 3</i> Arctic, JAB / Safire, Kvadrat, Sahco / Vidar 4, Kvadrat, Sahco / Zero, Kvadrat, Sahco
8450008	<i>Price Category 4</i> Cabanon Soft, Designers Guild / Doppiopanama, Dedar / Grand Mohair, Danish Art Weaving / Lupo, Dedar
<i>Textile — Seat and Backrest with upholstery</i>	
8450004	<i>Price Category 1</i> Dakar, Nevotex / Envy, Sørensens Leather / Ultra, Sørensens Leather
8450005	<i>Price Category 2</i> Dunes, Sørensens Leather / Nuance, Sørensens Leather
8450006	<i>Price Category 3</i> Royal Nubuck, Sørensens Leather
8450007	<i>Price Category 4</i> Elegance, Sørensens Leather



AFTERROOM DINING CHAIR PLUS
Designed by *Afteroom*

BACK TO START

RECOMMENDED COMBINATIONS
6–8 weeks delivery time


SKU	VARIANT
<i>Seat with upholstery — Walnut</i>	
8440001-000806ZZ	 AFTERROOM DINING CHAIR PLUS, WALNUT / REMIX 3 0152
<i>Seat and backrest with upholstery</i>	
8450001-00CX00ZZ	 AFTERROOM DINING CHAIR PLUS, BLACK STEEL / CHAMPION 035
8450002-00DG04ZZ	 AFTERROOM DINING CHAIR PLUS, BLACK STEEL / FIORD 2 581
8450004-003706ZZ	 AFTERROOM DINING CHAIR PLUS, BLACK STEEL / DAKAR 0842
8450004-000306ZZ	 AFTERROOM DINING CHAIR PLUS, BLACK STEEL / DAKAR 0250
8450008-000002ZZ	 AFTERROOM DINING CHAIR PLUS, BLACK STEEL / DOPPIOPANA-MA 001
8450005-00060HZZ	 AFTERROOM DINING CHAIR PLUS, BLACK STEEL / SHADE 20296

AFTERROOM DINING CHAIR PLUS, Black Steel / Champion 035, designer *Afteroom*
 HARBOUR COLUMN DINING TABLE, CIRCULAR, Black steel / Kunis Breccia table top, designer *Norm Architects*
 EAVE DINING SOFA, material *Moss 022*, designer *Norm Architects*
 DUCA CANDLE HOLDER, material *polished brass*, designer *Krøyer-Sætter-Lassen*
 LEVITATE PENDANT, size 28, material *saga green / brass*, designer *Afteroom*
 NEW NORM DINNERWARE CUP, material *red glazed*, designer *Norm Architects*



 Co Dining Chair, Veneer →

 Co Dining Chair w/Armrest, Veneer →

 Co Dining Chair, Seat Upholstered →

 Co Dining Chair w/Armrest, Seat Upholstered →

 Co Dining Chair, Fully Upholstered →

 Co Dining Chair w/Armrest, Fully Upholstered →

Co Dining Chair Trolley NEW →

Co Dining Chair Row Connection →



CO DINING CHAIR VENEER

Designed by *Norm Architects & Els Van Hoorebeeck*

Chair with black powder coated or chromed steel base with curved wood veneer seat and backrest in natural, dark stained or black oak.

PRODUCT OPTIONS

Seat and backrest



NATURAL OAK



DARK STAINED OAK



BLACK OAK

Steel base



BLACK POWDER COATED STEEL



CHROMED STEEL



PRODUCT TYPE
Dining chair

COLLI
1

ENVIRONMENT
Indoor

DIMENSIONS
H: 80 cm / 31,5"
SH: 45 cm / 17,7"
D: 50,5 cm / 19,9"
W: 52 cm / 20,5"

PRODUCTION PROCESS

Seat, backrest and armrests are made of curved plywood. Shell is CNC-milled in a 5-axis CNC machine. The core is made of beech veneer with an outer layer of oak veneer. The base is made of bent, MIG+TIG-welded steel tubes and armrests from steel rods. The base is powder coated or chromed.

TECHNICAL SPECIFICATIONS

COLOUR

Backrest
Natural oak
Dark stained oak
Black oak

Base
Black (RAL 9005)
Chrome

GLOSS
Gloss 10-20

MATERIALS

Seat and backrest
Recycled polypropylene

Base
Powder coated or chromed steel

WEIGHT
5,8 kg / 12,8 lb

TEST
EN1022:2005, L2
EN16139:2013, L2

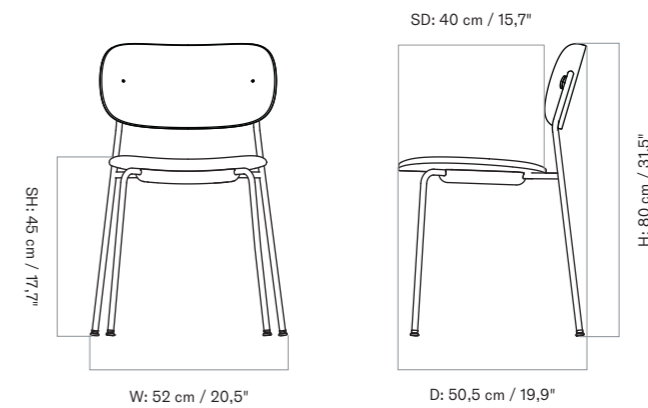
CERTIFICATIONS
Crafted from FSC certified veneer

Declare.

PACKAGING TYPE
Brown box

PACKAGING MEASUREMENTS
(H x W x D)
86 cm x 67 cm x 58 cm /
33,9" x 26,4" x 22,8"

MATERIALS & MAINTENANCE
Please see page 680 for materials, care and maintenance instructions.








CO DINING CHAIR VENEER
Designed by *Norm Architects & Els Van Hoorebeeck*

[BACK TO START](#)

QUICK SHIP OPTIONS
Selected combinations up to 4 weeks delivery time.

SKU	VARIANT
<i>Black steel base</i>	
1160039	 CO DINING CHAIR, BLACK STEEL / NATURAL OAK
1160849	 CO DINING CHAIR, BLACK STEEL / DARK STAINED OAK
1161539	 CO DINING CHAIR, BLACK STEEL / BLACK OAK

QUICK SHIP OPTIONS
Selected combinations up to 4 weeks delivery time.

SKU	VARIANT
<i>Black steel base</i>	
1172019	 CO DINING CHAIR, CHROME / NATURAL OAK
1172849	 CO DINING CHAIR, CHROME / DARK STAINED OAK
1172539	 CO DINING CHAIR, CHROME / BLACK OAK



CO DINING CHAIR W/ARMREST, VENEER
Designed by *Norm Architects & Els Van Hoorebeeck*

[BACK TO START](#)

Chair with black powder coated or chromed steel base with curved wood veneer seat, backrest and armrest in natural, dark stained or black oak.

PRODUCT OPTIONS

Seat and backrest



NATURAL OAK



DARK STAINED OAK



BLACK OAK

Steel base



BLACK POWDER COATED STEEL



CHROMED STEEL

With armrest



ARMREST



TECHNICAL SPECIFICATIONS

PRODUCT TYPE
Dining chair

COLLI
1

ENVIRONMENT
Indoor

DIMENSIONS
H: 80 cm / 31,5"
SH: 45 cm / 17,7"
AH: 68 cm / 26,8"
D: 50,5 cm / 19,9"
W: 62 cm / 24,4"

PRODUCTION PROCESS
Seat, backrest and armrests are made of curved plywood. Shell is CNC-milled in a 5-axis CNC machine. The core is made of beech veneer with an outer layer of oak veneer. The base is made of bent, MIG+TIG-welded steel tubes and armrests from steel rods. The base is powder coated or chromed.

COLOUR

Backrest and armrest
Natural oak
Dark stained oak
Black oak

Base
Black (RAL 9005)
Chrome

GLOSS
Gloss 10-20

MATERIALS

Seat and backrest
Recycled polypropylene

Base
Powder coated or chromed steel

WEIGHT
5,8 kg / 12,8 lb

TEST
EN1022:2005, L2
EN16139:2013, L2

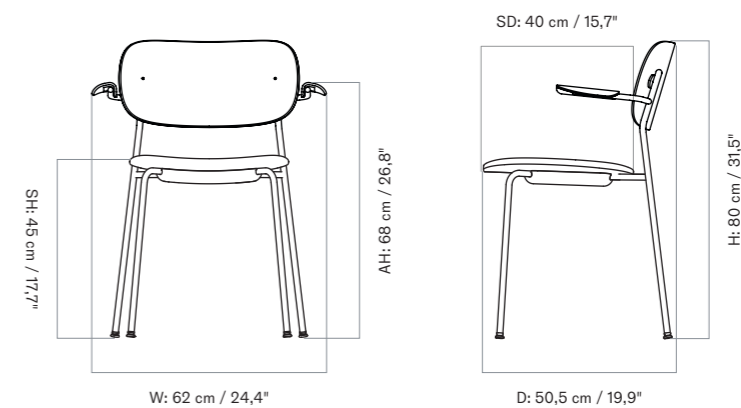
CERTIFICATIONS
Veneered variants: VKF classification (BKZ): 5.3 / RF2
Crafted from FSC certified veneer

Declare.

PACKAGING TYPE
Brown box

PACKAGING MEASUREMENTS
(H x W x D)
86 cm x 67 cm x 58 cm /
33,9" x 26,4" x 22,8"

MATERIALS & MAINTENANCE
Please see page 680 for materials, care and maintenance instructions.





CO DINING CHAIR W/ARMREST, VENEER
Designed by *Norm Architects & Els Van Hoorebeeck*

[BACK TO START](#)

QUICK SHIP OPTIONS
Selected combinations up to 4 weeks delivery time.

SKU	VARIANT
<i>Black steel base</i>	
1165039	 CO DINING CHAIR W/ARMREST, BLACK STEEL / NATURAL OAK
1166539	 CO DINING CHAIR W/ARMREST, BLACK STEEL / BLACK OAK
1165849	 CO DINING CHAIR W/ARMREST, BLACK STEEL / DARK STAINED OAK

RECOMMENDED COMBINATIONS
Selected combinations 6–8 weeks delivery time.

SKU	VARIANT
<i>Black steel base</i>	
1176019	 CO DINING CHAIR W/ARMREST, CHROME / NATURAL OAK
1176849	 CO DINING CHAIR W/ARMREST, CHROME / DARK STAINED OAK
1176539	 CO DINING CHAIR W/ARMREST, CHROME / BLACK OAK



CO DINING CHAIR, SEAT UPHOLSTERED
Designed by *Norm Architects & Els Van Hoorebeeck*

[BACK TO START](#)

Chair with black powder coated or chromed steel base with curved wood backrest in natural, dark stained or black oak. With upholstery seat.



PRODUCT OPTIONS

Seat and backrest



NATURAL OAK



DARK STAINED OAK



BLACK OAK

Steel base



BLACK POWDER COATED STEEL



CHROMED STEEL

Spec options

Available in fabrics from our upholstery programme. Standard lead times apply.

For custom upholstery, please refer to the guiding textile/leather consumption:
COM: 0,59 m / 0,649 yds
COL: 0,88 m² / 9,4776 sqft

Prices excl. custom upholstery are equal to Price Category 1 Textile or Leather. Contact Sales support for approval of custom upholstery and to place your order.

The above textile consumption is only valid for textile rolls with a width equal to or greater than 140 cm. For smaller textile rolls, please contact Sales Support for guidance. For textile with pattern, please expect a higher usage for correct pattern fitting. Please contact Sales Support for guidance.

TECHNICAL SPECIFICATIONS

PRODUCT TYPE
Dining chair

COLLI
1

ENVIRONMENT
Indoor

DIMENSIONS
H: 80 cm / 31,5"
SH: 45 cm / 17,7"
D: 50,5 cm / 19,9"
W: 52 cm / 20,5"

PRODUCTION PROCESS
Seat, backrest and armrests are made of curved plywood. Shell is CNC-milled in a 5-axis CNC machine. The core is made of beech veneer with an outer layer of oak veneer. Double layer foam is used on upholstered seats for added comfort. The base is made of bent, MIG+TIG-welded steel tubes and armrests from steel rods. The base is powder coated or chromed.

COLOUR

Backrest
Natural oak
Dark stained oak
Black oak

Seat with upholstery
Dependent upon selected upholstery

Base
Black (RAL 9005)
Chrome

GLOSS
Gloss 10-20

MATERIALS

Backrest
Natural oak veneer with matte lacquer; dark stained oak; wax stained or black painted oak; beech core.

Seat with upholstery
Beech plywood, CAL117 foam (20mm 45N / 40 kg and 10mm 32N / 40 kg), upholstery.

Base
Powder coated or chromed steel

WEIGHT
8,5 kg / 18,7 lb

TEST
EN1022:2005, L2
EN16139:2013, L2

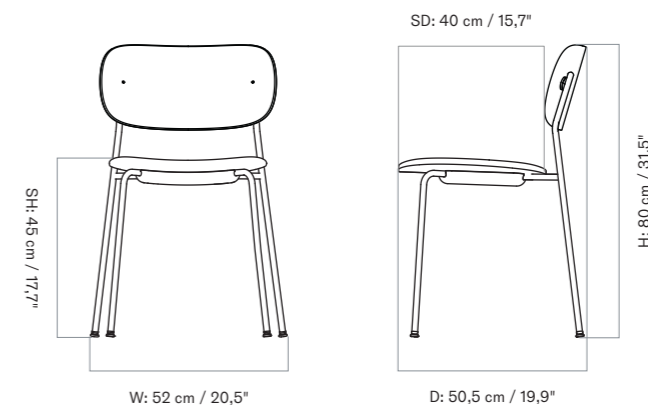
CERTIFICATIONS
Veneered variants: VKF classification (BKZ): 5.3 / RF2
Crafted from FSC certified veneer

Declare.

PACKAGING TYPE
Brown box

PACKAGING MEASUREMENTS
(H x W x D)
86 cm x 53 cm x 58 cm /
33,9" x 20,9" x 22,8"

MATERIALS & MAINTENANCE
Please see page 680 for materials, care and maintenance instructions.





CO DINING CHAIR, SEAT UPHOLSTERED
Designed by *Norm Architects & Els Van Hoorebeeck*

[BACK TO START](#)

SPEC OPTIONS
6–8 weeks delivery time

SKU	VARIANT
<i>Textile — Seat with upholstery — Black steel base</i>	
1160020	<i>Price Category 0</i> Audo Bouclé, Audo
1160001	<i>Price Category 1</i> Barnum Bouclé, Audo / Champion, JAB / Illusion, Nevotex / Hot Madison, JAB / Maple, Kvadrat / Remix 3, Kvadrat / Re-wool, Kvadrat
1160002	<i>Price Category 2</i> Canvas 2, Kvadrat / Clay, Kvadrat, Sahco / Colline 2, Kvadrat / Fiord 2, Kvadrat / Hallingdal 65, Kvadrat / Moss, Kvadrat, Sahco / Reflect, Kvadrat / Savanna, Kvadrat / Steelcut 2, Kvadrat / Steelcut Trio 3, Kvadrat
1160003	<i>Price Category 3</i> Arctic, JAB / Safire, Kvadrat, Sahco / Vidar 4, Kvadrat, Sahco / Zero, Kvadrat, Sahco
1160008	<i>Price Category 4</i> Cabanon Soft, Designers Guild / Doppiopanama, Dedar / Grand Mohair, Danish Art Weaving / Lupo, Dedar
<i>Leather — Seat with upholstery — Black steel base</i>	
1160004	<i>Price Category 1</i> Dakar, Nevotex / Envy, Sørensens Leather / Ultra, Sørensens Leather
1160005	<i>Price Category 2</i> Dunes, Sørensens Leather / Nuance, Sørensens Leather
1160006	<i>Price Category 3</i> Royal Nubuck, Sørensens Leather
1160007	<i>Price Category 4</i> Elegance, Sørensens Leather

SPEC OPTIONS
6–8 weeks delivery time



SKU	VARIANT
<i>Textile — Seat with upholstery — Chromed steel base</i>	
1172020	<i>Price Category 0</i> Audo Bouclé, Audo
1172001	<i>Price Category 1</i> Barnum Bouclé, Audo / Champion, JAB / Illusion, Nevotex / Hot Madison, JAB / Maple, Kvadrat / Remix 3, Kvadrat / Re-wool, Kvadrat
1172002	<i>Price Category 2</i> Canvas 2, Kvadrat / Clay, Kvadrat, Sahco / Colline 2, Kvadrat / Fiord 2, Kvadrat / Hallingdal 65, Kvadrat / Moss, Kvadrat, Sahco / Reflect, Kvadrat / Savanna, Kvadrat / Steelcut 2, Kvadrat / Steelcut Trio 3, Kvadrat
1172003	<i>Price Category 3</i> Arctic, JAB / Safire, Kvadrat, Sahco / Vidar 4, Kvadrat, Sahco / Zero, Kvadrat, Sahco
1172008	<i>Price Category 4</i> Cabanon Soft, Designers Guild / Doppiopanama, Dedar / Grand Mohair, Danish Art Weaving / Lupo, Dedar
<i>Leather — Seat with upholstery — Chromed steel base</i>	
1172004	<i>Price Category 1</i> Dakar, Nevotex / Envy, Sørensens Leather / Ultra, Sørensens Leather
1172005	<i>Price Category 2</i> Dunes, Sørensens Leather / Nuance, Sørensens Leather
1172006	<i>Price Category 3</i> Royal Nubuck, Sørensens Leather
1172007	<i>Price Category 4</i> Elegance, Sørensens Leather






CO DINING CHAIR, SEAT UPHOLSTERED
Designed by *Norm Architects & Els Van Hoorebeeck*

[BACK TO START](#)






QUICK SHIP OPTIONS
Selected combinations up to 4 weeks delivery time.

SKU	VARIANT
<i>Seat with upholstery — Black steel base</i>	
1160004-011H01ZZ	 CO DINING CHAIR, BLACK STEEL / DARK STAINED OAK / DAKAR 0842
1160004-001H01ZZ	 CO DINING CHAIR, BLACK STEEL / BLACK OAK / DAKAR 0842

RECOMMENDED COMBINATIONS
6–8 weeks delivery time

SKU	VARIANT
<i>Seat with upholstery — Chromed steel base</i>	
1172020-000300ZZ	 CO DINING CHAIR, CHROME / DARK STAINED OAK / BOUCLÉ 02
1172004-001H00ZZ	 CO DINING CHAIR, CHROME / BLACK OAK / DAKAR 0842
1172004-020300ZZ	 CO DINING CHAIR, CHROME / NATURAL OAK / DAKAR 0250

RECOMMENDED COMBINATIONS
6–8 weeks delivery time

SKU	VARIANT
<i>Seat with upholstery — Black steel base</i>	
1160020-060300ZZ	 CO DINING CHAIR, BLACK STEEL / DARK STAINED OAK / BOUCLÉ 02
1160001-021Q09ZZ	 CO DINING CHAIR, BLACK STEEL / NATURAL OAK / REMIX 3 0233
1160001-011E09ZZ	 CO DINING CHAIR, BLACK STEEL / DARK STAINED OAK / REMIX 3 0152
1160001-010Q00ZZ	 CO DINING CHAIR, BLACK STEEL / DARK STAINED OAK / CHAMPION 061
1160004-020301ZZ	 CO DINING CHAIR, BLACK STEEL / NATURAL OAK / DAKAR 0250



CO DINING CHAIR W/ARMREST, SEAT UPHOLSTERED
Designed by *Norm Architects & Els Van Hoorebeeck*

Chair with black powder coated or chromed steel base with curved wood veneer backrest and armrest in natural, dark stained or black oak. With upholstery seat and with armrest.



PRODUCT OPTIONS

Seat and backrest



NATURAL OAK



DARK STAINED OAK



BLACK OAK

Steel base



BLACK POWDER COATED STEEL



CHROMED STEEL

With armrest



ARMREST

Spec options

Available in fabrics from our upholstery programme. Standard lead times apply.

For custom upholstery, please refer to the guiding textile/leather consumption:
COM: 0,59 m / 0,649 yds
COL: 0,88 m² / 9,4776 sqft

Prices excl. custom upholstery are equal to Price Category 1 Textile or Leather. Contact Sales support for approval of custom upholstery and to place your order.

The above textile consumption is only valid for textile rolls with a width equal to or greater than 140 cm. For smaller textile rolls, please contact Sales Support for guidance. For textile with pattern, please expect a higher usage for correct pattern fitting. Please contact Sales Support for guidance.

PRODUCT TYPE
Dining chair

COLLI
1

ENVIRONMENT
Indoor

DIMENSIONS
H: 80 cm / 31,5"
AH: 68 cm / 26,8"
SH: 45 cm / 17,7"
D: 50,5 cm / 19,9"
W: 62 cm / 24,4"

PRODUCTION PROCESS
Seat, backrest and armrests are made of curved plywood. Shell is CNC-milled in a 5-axis CNC machine. The core is made of beech veneer with an outer layer of oak veneer. Double layer foam is used on upholstered seats for added comfort. The base is made of bent, MIG+TIG-welded steel tubes and armrests from steel rods. The base and armrest are powder coated or chromed.

TECHNICAL SPECIFICATIONS

COLOUR

Backrest and armrest
Natural oak
Dark stained oak
Black oak

Seat with upholstery
Dependent upon selected upholstery

Base
Black (RAL 9005)
Chrome

GLOSS
Gloss 10-20

MATERIALS

Seat, backrest and armrest
Natural oak veneer with matte lacquer; dark stained oak; wax stained or black painted oak; beech core.

Seat with upholstery
Beech plywood, CAL117 foam (20mm 45N / 40 kg and 10mm 32N / 40 kg), upholstery.

Base
Powder coated or chromed steel

WEIGHT
12,5 kg / 27,5 lb

TEST
EN1022:2005, L2
EN16139:2013, L2

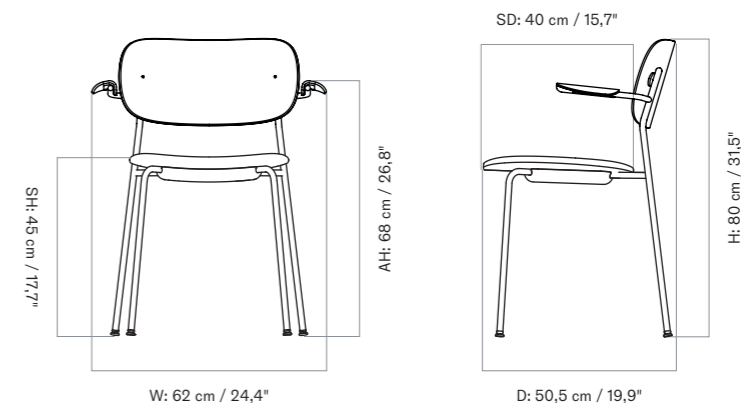
CERTIFICATIONS
Veneered variants: VKF classification (BKZ): 5.3 / RF2
Crafted from FSC certified veneer

Declare.

PACKAGING TYPE
Brown box

PACKAGING MEASUREMENTS
(H x W x D)
86 cm x 67 cm x 58 cm /
33,9" x 26,4" x 22,8"

MATERIALS & MAINTENANCE
Please see page 680 for materials, care and maintenance instructions.





CO DINING CHAIR W/ARMREST, SEAT UPHOLSTERED
Designed by *Norm Architects & Els Van Hoorebeeck*

[BACK TO START](#)

SPEC OPTIONS
6–8 weeks delivery time

SKU	VARIANT
<i>Textile — Seat with upholstery — Black steel base</i>	
1165020	<i>Price Category 0</i> Audo Bouclé, Audo
1165001	<i>Price Category 1</i> Barnum Bouclé, Audo / Champion, JAB / Illusion, Nevotex / Hot Madison, JAB / Maple, Kvadrat / Remix 3, Kvadrat / Re-wool, Kvadrat
1165002	<i>Price Category 2</i> Canvas 2, Kvadrat / Clay, Kvadrat, Sahco / Colline 2, Kvadrat / Fiord 2, Kvadrat / Hallingdal 65, Kvadrat / Moss, Kvadrat, Sahco / Reflect, Kvadrat / Savanna, Kvadrat / Steelcut 2, Kvadrat / Steelcut Trio 3, Kvadrat
1165003	<i>Price Category 3</i> Arctic, JAB / Safire, Kvadrat, Sahco / Vidar 4, Kvadrat, Sahco / Zero, Kvadrat, Sahco
1165008	<i>Price Category 4</i> Cabanon Soft, Designers Guild / Doppioanama, Dedar / Grand Mohair, Danish Art Weaving / Lupo, Dedar
<i>Leather — Seat with upholstery — Black steel base</i>	
1165004	<i>Price Category 1</i> Dakar, Nevotex / Envy, Sørensens Leather / Ultra, Sørensens Leather
1165005	<i>Price Category 2</i> Dunes, Sørensens Leather / Nuance, Sørensens Leather
1165006	<i>Price Category 3</i> Royal Nubuck, Sørensens Leather
1165007	<i>Price Category 4</i> Elegance, Sørensens Leather

SPEC OPTIONS
6–8 weeks delivery time





SKU	VARIANT
<i>Textile — Seat with upholstery — Chromed steel base</i>	
1176020	<i>Price Category 0</i> Audo Bouclé, Audo
1176001	<i>Price Category 1</i> Barnum Bouclé, Audo / Champion, JAB / Illusion, Nevotex / Hot Madison, JAB / Maple, Kvadrat / Remix 3, Kvadrat / Re-wool, Kvadrat
1176002	<i>Price Category 2</i> Canvas 2, Kvadrat / Clay, Kvadrat, Sahco / Colline 2, Kvadrat / Fiord 2, Kvadrat / Hallingdal 65, Kvadrat / Moss, Kvadrat, Sahco / Reflect, Kvadrat / Savanna, Kvadrat / Steelcut 2, Kvadrat / Steelcut Trio 3, Kvadrat
1176003	<i>Price Category 3</i> Arctic, JAB / Safire, Kvadrat, Sahco / Vidar 4, Kvadrat, Sahco / Zero, Kvadrat, Sahco
1176008	<i>Price Category 4</i> Cabanon Soft, Designers Guild / Doppioanama, Dedar / Grand Mohair, Danish Art Weaving / Lupo, Dedar
<i>Leather — Seat with upholstery — Chromed steel base</i>	
1176004	<i>Price Category 1</i> Dakar, Nevotex / Envy, Sørensens Leather / Ultra, Sørensens Leather
1176005	<i>Price Category 2</i> Dunes, Sørensens Leather / Nuance, Sørensens Leather
1176006	<i>Price Category 3</i> Royal Nubuck, Sørensens Leather
1176007	<i>Price Category 4</i> Elegance, Sørensens Leather



CO DINING CHAIR W/ARMREST, SEAT UPHOLSTERED
Designed by *Norm Architects & Els Van Hoorebeeck*

[BACK TO START](#)











QUICK SHIP OPTIONS
Selected combinations up to 4 weeks delivery time.

SKU	VARIANT
<i>Seat with upholstery — Black steel base</i>	
1165004-011H00ZZ	 CO DINING CHAIR W/ARMREST, BLACK STEEL / DARK STAINED OAK / DAKAR 0842 
1165004-001H00ZZ	 CO DINING CHAIR W/ARMREST, BLACK STEEL / BLACK OAK / DAKAR 0842 

RECOMMENDED COMBINATIONS
6–8 weeks delivery time

SKU	VARIANT
<i>Seat with upholstery — Chromed steel base</i>	
1176020-000300ZZ	 CO DINING CHAIR W/ARMREST, CHROME / DARK STAINED OAK / BOUCLÉ 02 
1176004-001H00ZZ	 CO DINING CHAIR W/ARMREST, CHROME / BLACK OAK / DAKAR 0842 
1176004-020300ZZ	 CO DINING CHAIR W/ARMREST, CHROME / NATURAL OAK / DAKAR 0250 

RECOMMENDED COMBINATIONS
6–8 weeks delivery time

SKU	VARIANT
<i>Seat with upholstery — black steel base</i>	
1165020-000300ZZ	 CO DINING CHAIR W/ARMREST, BLACK STEEL / DARK STAINED OAK / BOUCLÉ 02 
1165001-010000ZZ	 CO DINING CHAIR W/ARMREST, BLACK STEEL / DARK STAINED OAK / CHAMPION 061 
1165001-020M0AZZ	 CO DINING CHAIR W/ARMREST, BLACK STEEL / NATURAL OAK / REMIX 3 0233 
1165001-01090AZZ	 CO DINING CHAIR W/ARMREST, BLACK STEEL / DARK STAINED OAK / REMIX 3 0152 
1165004-020300ZZ	 CO DINING CHAIR W/ARMREST, BLACK STEEL / NATURAL OAK / DAKAR 0250 



CO DINING CHAIR, FULLY UPHOLSTERED
Designed by *Norm Architects & Els Van Hoorebeeck*

[BACK TO START](#)

The Co Dining Chair Collection pairs a lightweight, sleek profile with great seating comfort. Available with or without armrests in three wood versions, the versatile design of the fully upholstered Co Dining Chair is set on a black powder coated steel or chrome base. The seat and backrest are lightly padded and fully upholstered for extra comfort, customisable in a range of beautiful fabrics and leathers.

PRODUCT OPTIONS

Seat and backrest



UPHOLSTERED

Steel base



BLACK POWDER COATED STEEL



CHROMED STEEL

Spec options

Available in fabrics from our upholstery programme. Standard lead times apply.

For custom upholstery, please refer to the guiding textile/leather consumption:
COM: 0,59 m / 0,649 yds
COL: 0,88 m² / 9,4776 sqft

Prices excl. custom upholstery are equal to Price Category 1 Textile or Leather. Contact Sales support for approval of custom upholstery and to place your order.

The above textile consumption is only valid for textile rolls with a width equal to or greater than 140 cm. For smaller textile rolls, please contact Sales Support for guidance. For textile with pattern, please expect a higher usage for correct pattern fitting. Please contact Sales Support for guidance.



PRODUCT TYPE
Dining chair

COLLI
1

ENVIRONMENT
Indoor

DIMENSIONS
H: 80 cm / 31,5"
SH: 45 cm / 17,7"
D: 50,5 cm / 19,9"
W: 52 cm / 20,5"

PRODUCTION PROCESS
Seat, backrest and armrests are made of curved plywood. Shell is CNC-milled in a 5-axis CNC machine. The core is made of beech veneer with an outer layer of oak veneer. Double layer foam is used on upholstered seat and backrest for added comfort.

The base is made of bent, MIG+TIG-welded 16 mm steel tube. The base is powder coated or chromed.

TECHNICAL SPECIFICATIONS

COLOUR

Seat and backrest with upholstery
Dependent upon selected upholstery

Base
Black (RAL 9005)
Chrome

Gloss

Base
10-20 (black)

MATERIALS

Base
Powder coated or chromed steel

Seat and backrest with upholstery
Beech, curved plywood, CAL117 foam (20mm 45N / 40 kg and 10 mm 32N / 40 kg), upholstery.

WEIGHT
5,8 kg / 12,8 lb

TEST
EN1022:2005, L2
EN16139:2013, L2

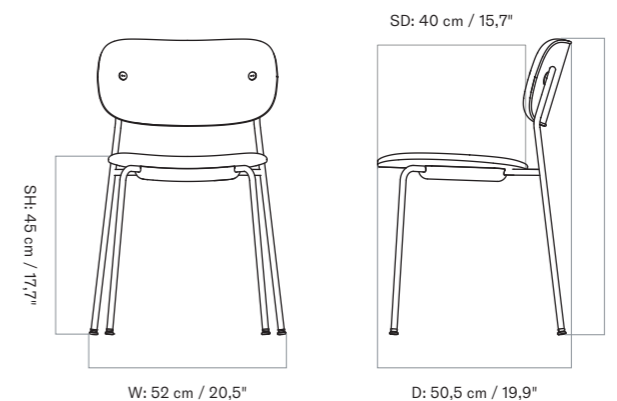
CERTIFICATIONS
Veneered variants: VKF classification (BKZ): 5.3 / RF2
Crafted from FSC certified veneer

Declare.

PACKAGING TYPE
Brown box

PACKAGING MEASUREMENTS
(H x W x D)
86 cm x 53 cm x 58 cm /
33,9" x 20,9" x 22,8"

MATERIALS & MAINTENANCE
Please see page 680 for materials, care and maintenance instructions.





CO DINING CHAIR, FULLY UPHOLSTERED
Designed by *Norm Architects & Els Van Hoorebeeck*

[BACK TO START](#)

SPEC OPTIONS
6–8 weeks delivery time

SKU	VARIANT
<i>Textile — Seat with upholstery — Black steel base</i>	
1179020	<i>Price Category 0</i> Audo Bouclé, Audo
1179001	<i>Price Category 1</i> Barnum Bouclé, Audo / Champion, JAB / Illusion, Nevotex / Hot Madison, JAB / Maple, Kvadrat / Remix 3, Kvadrat / Re-wool, Kvadrat
1179002	<i>Price Category 2</i> Canvas 2, Kvadrat / Clay, Kvadrat, Sahco / Colline 2, Kvadrat / Fiord 2, Kvadrat / Hallingdal 65, Kvadrat / Moss, Kvadrat, Sahco / Reflect, Kvadrat / Savanna, Kvadrat / Steelcut 2, Kvadrat / Steelcut Trio 3, Kvadrat
1179003	<i>Price Category 3</i> Arctic, JAB / Safire, Kvadrat, Sahco / Vidar 4, Kvadrat, Sahco / Zero, Kvadrat, Sahco
1179008	<i>Price Category 4</i> Cabanon Soft, Designers Guild / Doppioanama, Dedar / Grand Mohair, Danish Art Weaving / Lupo, Dedar
<i>Leather — Seat with upholstery — Black steel base</i>	
1179004	<i>Price Category 1</i> Dakar, Nevotex / Envy, Sørensens Leather / Ultra, Sørensens Leather
1179005	<i>Price Category 2</i> Dunes, Sørensens Leather / Nuance, Sørensens Leather
1179006	<i>Price Category 3</i> Royal Nubuck, Sørensens Leather
1179007	<i>Price Category 4</i> Elegance, Sørensens Leather

SPEC OPTIONS
6–8 weeks delivery time








SKU	VARIANT
<i>Textile — Seat with upholstery — Chromed steel base</i>	
1178020	<i>Price Category 0</i> Audo Bouclé, Audo
1178001	<i>Price Category 1</i> Barnum Bouclé, Audo / Champion, JAB / Illusion, Nevotex / Hot Madison, JAB / Maple, Kvadrat / Remix 3, Kvadrat / Re-wool, Kvadrat
1178002	<i>Price Category 2</i> Canvas 2, Kvadrat / Clay, Kvadrat, Sahco / Colline 2, Kvadrat / Fiord 2, Kvadrat / Hallingdal 65, Kvadrat / Moss, Kvadrat, Sahco / Reflect, Kvadrat / Savanna, Kvadrat / Steelcut 2, Kvadrat / Steelcut Trio 3, Kvadrat
1178003	<i>Price Category 3</i> Arctic, JAB / Safire, Kvadrat, Sahco / Vidar 4, Kvadrat, Sahco / Zero, Kvadrat, Sahco
1178008	<i>Price Category 4</i> Cabanon Soft, Designers Guild / Doppioanama, Dedar / Grand Mohair, Danish Art Weaving / Lupo, Dedar
<i>Leather — Seat with upholstery — Chromed steel base</i>	
1178004	<i>Price Category 1</i> Dakar, Nevotex / Envy, Sørensens Leather / Ultra, Sørensens Leather
1178005	<i>Price Category 2</i> Dunes, Sørensens Leather / Nuance, Sørensens Leather
1178006	<i>Price Category 3</i> Royal Nubuck, Sørensens Leather
1178007	<i>Price Category 4</i> Elegance, Sørensens Leather










CO DINING CHAIR, FULLY UPHOLSTERED
Designed by *Norm Architects & Els Van Hoorebeeck*

[BACK TO START](#)

RECOMMENDED COMBINATIONS
6–8 weeks delivery time

SKU	VARIANT
<i>Seat and backrest with upholstery — Black steel base</i>	
1179020-000300ZZ	 CO DINING CHAIR, BLACK STEEL / BOUCLÉ 02
1179001-001M05ZZ	 CO DINING CHAIR, BLACK STEEL / REMIX 3 0233
1179004-000300ZZ	 CO DINING CHAIR, BLACK STEEL / DAKAR 0250
1179004-001H00ZZ	 CO DINING CHAIR, BLACK STEEL / DAKAR 0842
1179008-000D03ZZ	 CO DINING CHAIR, BLACK STEEL / LUPO T19028/004
1179008-000002ZZ	 CO DINING CHAIR, BLACK STEEL / DOPPIOPANAMA T14012/001
1179008-000302ZZ	 CO DINING CHAIR, BLACK STEEL / DOPPIOPANAMA T14012/004

RECOMMENDED COMBINATIONS
6–8 weeks delivery time

SKU	VARIANT
<i>Seat and backrest with upholstery — Chromed steel base</i>	
1178020-000300ZZ	 CO DINING CHAIR, CHROME / BOUCLÉ 02
1178004-000300ZZ	 CO DINING CHAIR, CHROME / DAKAR 0250
1178001-001M05ZZ	 CO DINING CHAIR, CHROME / REMIX 3 0233
1178004-001H00ZZ	 CO DINING CHAIR, CHROME / DAKAR 0842
1178008-000D03ZZ	 CO DINING CHAIR, CHROME / LUPO T19028/004
1178008-000002ZZ	 CO DINING CHAIR, CHROME / DOPPIOPANAMA T14012/001
1178008-000302ZZ	 CO DINING CHAIR, CHROME / DOPPIOPANAMA T14012/004



CO DINING CHAIR W/ARMREST, FULLY UPHOLSTERED
Designed by *Norm Architects & Els Van Hoorebeeck*

The Co Dining Chair Collection pairs a lightweight, sleek profile with great seating comfort. Available with or without armrests in three wood versions, the versatile design of the fully upholstered Co Dining Chair is set on a black powder coated steel or chrome base. The seat and backrest are lightly padded and fully upholstered for extra comfort, customisable in a range of beautiful fabrics and leathers.



PRODUCT OPTIONS

Seat and backrest



UPHOLSTERED

Steel base



BLACK POWDER COATED STEEL




CHROMED STEEL

Armrest



NATURAL OAK



DARK STAINED OAK



BLACK OAK

Spec options

Available in fabrics from our upholstery programme. Standard lead times apply.

For custom upholstery, please refer to the guiding textile/leather consumption:
COM: 0,59 m / 0,649 yds
COL: 0,88 m² / 9,4776 sqft

Prices excl. custom upholstery are equal to Price Category 1 Textile or Leather. Contact Sales support for approval of custom upholstery and to place your order.

The above textile consumption is only valid for textile rolls with a width equal to or greater than 140 cm. For smaller textile rolls, please contact Sales Support for guidance. For textile with pattern, please expect a higher usage for correct pattern fitting. Please contact Sales Support for guidance.

PRODUCT TYPE
Dining chair

COLLI
1

ENVIRONMENT
Indoor

DIMENSIONS
H: 80 cm / 31,5"
AH: 68 cm / 26,8"
SH: 45 cm / 17,7"
D: 50,5 cm / 19,9"
W: 62 cm / 24,4"

PRODUCTION PROCESS
Seat, backrest and armrests are made of curved plywood. Shell is CNC-milled in a 5-axis CNC machine. The core is made of beech veneer with an outer layer of oak veneer. Double layer foam is used on upholstered seat and backrest for added comfort.

The base is made of bent, MIG+TIG-welded 16 mm steel tube and armrests of 14 mm steel tube. The base and armrests are powder coated or chromed.

TECHNICAL SPECIFICATIONS

COLOUR

Armrest
Natural oak
Dark stained oak
Black oak

Seat and backrest with upholstery
Dependent upon selected upholstery

Base
Black (RAL 9005)
Chrome

Gloss

Base
10-20 (black)

MATERIALS

Armrest
Natural oak veneer with matte lacquer, dark stained oak with wax or black painted oak and beech core.

Base
Powder coated or chromed steel

Seat and backrest with upholstery
Beech, curved plywood, CAL17 foam (20mm 45N / 40 kg and 10 mm 32N / 40 kg), upholstery.

WEIGHT
6,5 kg / 14,3 lb

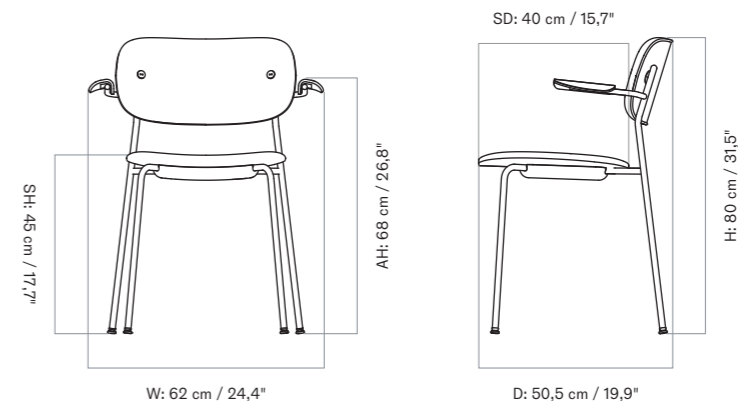
TEST
EN1022:2005, L2
EN16139:2013, L2

CERTIFICATIONS
Crafted from FSC certified veneer

PACKAGING TYPE
Brown box

PACKAGING MEASUREMENTS
(H × W × D)
86 cm × 67 cm × 58 cm /
33,9" × 26,4" × 22,8"

MATERIALS & MAINTENANCE
Please see page 680 for materials, care and maintenance instructions.





CO DINING CHAIR W/ARMREST, FULLY UPHOLSTERED
Designed by *Norm Architects & Els Van Hoorebeeck*

[BACK TO START](#)

SPEC OPTIONS
6–8 weeks delivery time

SKU	VARIANT
<i>Textile — Seat with upholstery — Black steel base</i>	
1115020	<i>Price Category 0</i> Audo Bouclé, Audo
1115001	<i>Price Category 1</i> Barnum Bouclé, Audo / Champion, JAB / Illusion, Nevotex / Hot Madison, JAB / Maple, Kvadrat / Remix 3, Kvadrat / Re-wool, Kvadrat
1115002	<i>Price Category 2</i> Canvas 2, Kvadrat / Clay, Kvadrat, Sahco / Colline 2, Kvadrat / Fiord 2, Kvadrat / Hallingdal 65, Kvadrat / Moss, Kvadrat, Sahco / Reflect, Kvadrat / Savanna, Kvadrat / Steelcut 2, Kvadrat / Steelcut Trio 3, Kvadrat
1115003	<i>Price Category 3</i> Arctic, JAB / Safire, Kvadrat, Sahco / Vidar 4, Kvadrat, Sahco / Zero, Kvadrat, Sahco
1115008	<i>Price Category 4</i> Cabanon Soft, Designers Guild / Doppioanama, Dedar / Grand Mohair, Danish Art Weaving / Lupo, Dedar
<i>Leather — Seat with upholstery — Black steel base</i>	
1115004	<i>Price Category 1</i> Dakar, Nevotex / Envy, Sørensens Leather / Ultra, Sørensens Leather
1115005	<i>Price Category 2</i> Dunes, Sørensens Leather / Nuance, Sørensens Leather
1115006	<i>Price Category 3</i> Royal Nubuck, Sørensens Leather
1115007	<i>Price Category 4</i> Elegance, Sørensens Leather

SPEC OPTIONS
6–8 weeks delivery time









SKU	VARIANT
<i>Textile — Seat with upholstery — Chromed steel base</i>	
1110020	<i>Price Category 0</i> Audo Bouclé, Audo
1110001	<i>Price Category 1</i> Barnum Bouclé, Audo / Champion, JAB / Illusion, Nevotex / Hot Madison, JAB / Maple, Kvadrat / Remix 3, Kvadrat / Re-wool, Kvadrat
1110002	<i>Price Category 2</i> Canvas 2, Kvadrat / Clay, Kvadrat, Sahco / Colline 2, Kvadrat / Fiord 2, Kvadrat / Hallingdal 65, Kvadrat / Moss, Kvadrat, Sahco / Reflect, Kvadrat / Savanna, Kvadrat / Steelcut 2, Kvadrat / Steelcut Trio 3, Kvadrat
1110003	<i>Price Category 3</i> Arctic, JAB / Safire, Kvadrat, Sahco / Vidar 4, Kvadrat, Sahco / Zero, Kvadrat, Sahco
1110008	<i>Price Category 4</i> Cabanon Soft, Designers Guild / Doppioanama, Dedar / Grand Mohair, Danish Art Weaving / Lupo, Dedar
<i>Leather — Seat with upholstery — Chromed steel base</i>	
1110004	<i>Price Category 1</i> Dakar, Nevotex / Envy, Sørensens Leather / Ultra, Sørensens Leather
1110005	<i>Price Category 2</i> Dunes, Sørensens Leather / Nuance, Sørensens Leather
1110006	<i>Price Category 3</i> Royal Nubuck, Sørensens Leather
1110007	<i>Price Category 4</i> Elegance, Sørensens Leather











CO DINING CHAIR W/ARMREST, FULLY UPHOLSTERED
Designed by *Norm Architects & Els Van Hoorebeeck*

[BACK TO START](#)

RECOMMENDED COMBINATIONS
6–8 weeks delivery time

SKU	VARIANT
<i>Seat and backrest with upholstery — Black steel base</i>	
1115020-000300ZZ	 CO DINING CHAIR W/ARMREST, BLACK STEEL / DARK STAINED OAK / BOUCLÉ 02
1115001-011M05ZZ	 CO DINING CHAIR W/ARMREST, BLACK STEEL / DARK STAINED OAK / REMIX 3 0233
1115004-020300ZZ	 CO DINING CHAIR W/ARMREST, BLACK STEEL / NATURAL OAK / DAKAR 0250
1115004-011H00ZZ	 CO DINING CHAIR W/ARMREST, BLACK STEEL / DARK STAINED OAK / DAKAR 0842
1115004-001H00ZZ	 CO DINING CHAIR W/ARMREST, BLACK STEEL / BLACK OAK / DAKAR 0842
1115008-010E03ZZ	 CO DINING CHAIR W/ARMREST, BLACK STEEL / DARK STAINED OAK / LUPO T19028/004
1115008-000102ZZ	 CO DINING CHAIR W/ARMREST, BLACK STEEL / BLACK OAK / DOPPIOPANAMA T14012/001
1115008-020402ZZ	 CO DINING CHAIR W/ARMREST, BLACK STEEL / NATURAL OAK / DOPPIOPANAMA T14012/004

RECOMMENDED COMBINATIONS
6–8 weeks delivery time

SKU	VARIANT
<i>Seat and backrest with upholstery — Chromed steel base</i>	
1110020-000300ZZ	 CO DINING CHAIR W/ARMREST, CHROME / DARK STAINED OAK / BOUCLÉ 02
1110001-011M05ZZ	 CO DINING CHAIR W/ARMREST, CHROME / DARK STAINED OAK / REMIX 3 0233
1110004-020300ZZ	 CO DINING CHAIR W/ARMREST, CHROME / NATURAL OAK / DAKAR 0250
1110004-011H00ZZ	 CO DINING CHAIR W/ARMREST, CHROME / DARK STAINED OAK / DAKAR 0842
1110004-001H00ZZ	 CO DINING CHAIR W/ARMREST, CHROME / BLACK OAK / DAKAR 0842
1110008-010D03ZZ	 CO DINING CHAIR W/ARMREST, CHROME / DARK STAINED OAK / LUPO T19028/004
1110008-000002ZZ	 CO DINING CHAIR W/ARMREST, CHROME / BLACK OAK / DOPPIOPANAMA T14012/001
1110008-020302ZZ	 CO DINING CHAIR W/ARMREST, CHROME / NATURAL OAK / DOPPIOPANAMA T14012/004

CO / READY CHAIR TROLLEY
Designed by *Norm Architects*

CO DINING CHAIR ROW CONNECTION
Designed by *Norm Architects*

[BACK TO START](#)

Efficiently transporting and storing between 15 to 20 Co or Ready Dining Chairs, this durable powder-coated steel trolley is fitted with swivel casters that rotate 360 degrees for ease of use and direction of movement. Use the break to lock the wheels securely when storing chairs statically.



STOCK OPTIONS

SKU	VARIANT
1175539	CO / READY CHAIR, TROLLEY (NEW)

TECHNICAL SPECIFICATIONS

PRODUCT TYPE Trolley	STACKING <i>Co Chair</i> 20 pieces without upholstery 15 pieces with upholstery <i>Ready Chair</i> 15 pieces with & without upholstery	TEST N / A
COLLI 1	COLOUR Black (RAL 9005)	CERTIFICATIONS N / A
ENVIRONMENT Indoor	GLOSS Gloss 10-20	PACKAGING TYPE Brown box
DIMENSIONS H: 57 cm / 22" W: 59 cm / 23,3" D: 90 cm / 35,4"	MATERIALS Powder coated steel, polyamide	PACKAGING MEASUREMENT (H x W x D) 64 cm x 74 cm x 77,5 cm / 25,2" x 29,1" x 30,5"
PRODUCTION PROCESS The steel tubes are cut, welded, and then a powder coating process is applied before the final assembly. Lastly the casters are connected to the frame. The trolley is adjustable to accommodate both the Co Chair and Ready Chair.	WEIGHT 13,2 kg / 29,1 lb	MATERIALS & MAINTENANCE Please see page 680 for materials, care and maintenance instructions.

Row Connection allows you to join individual Co Dining Chairs together in a line, making it ideal for use in conference facilities. It is available in two different lengths that correspond to the Co Dining Chair versions with and without armrests. The bracket is easily attached and removed and can be turned to the side when not in use. The Co Dining Chair can be stacked with and without the Row Connection.



STOCK OPTIONS

SKU	VARIANT
1160100	ROW CONNECTION FOR CO DINING CHAIR
1165100	ROW CONNECTION FOR CO DINING CHAIR W/ARMREST

TECHNICAL SPECIFICATIONS

PRODUCT TYPE Connector	PRODUCTION PROCESS Injection moulding	TEST N / A
COLLI 1	COLOUR Black (RAL 9005)	CERTIFICATIONS N / A
ENVIRONMENT Indoor	GLOSS Gloss 20	PACKAGING TYPE Clear poly bag
DIMENSIONS <i>Row Connection, Co Dining Chair</i> H: 1,2 cm / 0,5" W: 23 cm / 9,1" L: 7 cm / 2,8" <i>Row Connection, Co Dining Chair w/Armrest</i> H: 1,2 cm / 0,5" W: 28 cm / 11" L: 7 cm / 2,8"	MATERIALS POM plastic	PACKAGING MEASUREMENTS (H x W x D) N / A
	WEIGHT Row Connection, Co Dining Chair: 120 g / 0,3 lb Row Connection, Co Dining Chair w/ Armrest: 163 g / 0,4 lb	MATERIALS & MAINTENANCE Please see page 680 for materials, care and maintenance instructions.

HARBOUR DINING CHAIR

HARBOUR SIDE DINING CHAIR



Steel Base, Plastic



Steel Base, Plastic



Steel Base, Upholstered



Steel Base, Upholstered



Oak Base, Plastic



Oak Base, Plastic



Oak Base, Upholstered



Oak Base, Upholstered



Star Base w/Swivel, Plastic



Star Base w/Swivel, Plastic



Star Base w/Swivel,
Upholstered



Star Base w/Swivel,
Upholstered



Star Base, Swivel w/Return,
Plastic



Star Base, Swivel w/Return,
Plastic



Star Base, Swivel w/Return,
Upholstered



Star Base, Swivel w/Return,
Upholstered



Star Base, w/Casters, Plastic



Star Base, w/Casters, Plastic



Star Base, w/Casters,
Upholstered



Star Base, w/Casters,
Upholstered





HARBOUR DINING CHAIR, STEEL BASE, PLASTIC
Designed by *Norm Architects*

[BACK TO START](#)

Dining chair with bare shell set on a powder coated steel base.

PRODUCT OPTIONS

Plastic shell



Powder coated steel base



BLACK STEEL



PRODUCT TYPE
Dining chair

COLLI
1

ENVIRONMENT
Indoor

DIMENSIONS
H: 81 cm / 31,9"
SH: 48 cm / 18,8"
AH: 67,5 cm / 26,6"
D: 55,5 cm / 21,9"
W: 58,5 cm / 23"

PRODUCTION PROCESS
The shell is made from injection moulded polypropylene with fibreglass. Steel base is made from bent powder coated steel tubes.

TECHNICAL SPECIFICATIONS

COLOUR

Shell
Black (RAL 9011)
Burned red (RAL 8015)
Khaki (RAL 1011)
Light grey (RAL 9002)
Olive (RAL 7002)
White (RAL 9016)

Steel base
Black (RAL9005)

GLOSS
Gloss 10-20

MATERIALS

Shell
85% polypropylene, 15% fibreglass

Steel base
Powder coated steel

WEIGHT
13 kg / 28,7 lb

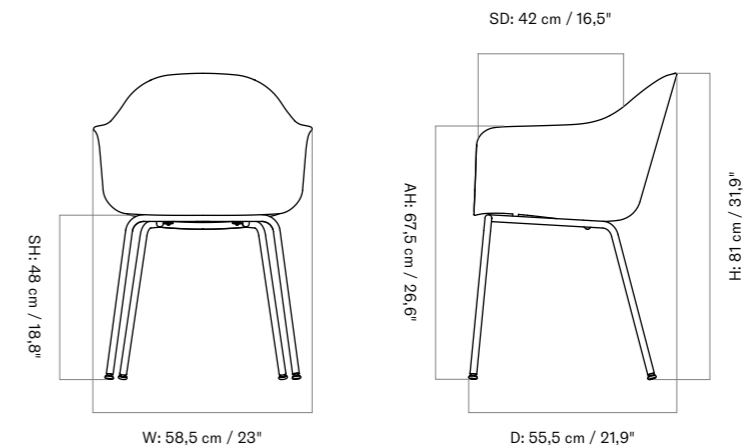
TEST
EN1022:2005, L2
EN16139:2013, L2
ANSI: BIFMA X5.4

CERTIFICATIONS
Declare.

PACKAGING TYPE
Brown box

PACKAGING MEASUREMENTS
(H x W x D)
86 cm x 62 cm x 65 cm /
34" x 24,4" x 25,6"

MATERIALS & MAINTENANCE
Please see page 680 for materials, care and maintenance instructions.











HARBOUR DINING CHAIR, STEEL BASE, PLASTIC
Designed by *Norm Architects*

[BACK TO START](#)

QUICK SHIP OPTIONS
Selected combinations up to 4 weeks delivery time.

SKU	VARIANT
9340539-0000ZZZZ	 HARBOUR DINING CHAIR, BLACK STEEL / BLACK
9340539-0001ZZZZ	 HARBOUR DINING CHAIR, BLACK STEEL / BURNED RED
9340539-0002ZZZZ	 HARBOUR DINING CHAIR, BLACK STEEL / KHAKI
9340539-0003ZZZZ	 HARBOUR DINING CHAIR, BLACK STEEL / LIGHT GREY
9340539-0004ZZZZ	 HARBOUR DINING CHAIR, BLACK STEEL / OLIVE
9340539-0005ZZZZ	 HARBOUR DINING CHAIR, BLACK STEEL / WHITE



HARBOUR DINING CHAIR, material *steel base / black*, designer *Norm Architects*



HARBOUR DINING CHAIR, STEEL BASE, UPHOLSTERED
Designed by *Norm Architects*

[BACK TO START](#)

Dining chair with upholstered shell set on a powder coated steel base. All Harbour chairs have been upgraded with extra foam in the seat for better sitting comfort, increasing from 15 mm in thickness to 25 mm.

PRODUCT OPTIONS

Shell



WITH UPHOLSTERY

Powder coated steel base



BLACK STEEL

Spec options

Available in fabrics from our upholstery programme. Standard lead times apply.

For custom upholstery, please refer to the guiding textile/leather consumption:
COM: 0,59 m / 0,649 yds
COL: 0,88 m² / 9,4776 sqft

Prices excl. custom upholstery are equal to Price Category 1 Textile or Leather. Contact Sales support for approval of custom upholstery and to place your order.

The above textile consumption is only valid for textile rolls with a width equal to or greater than 140 cm. For smaller textile rolls, please contact Sales Support for guidance. For textile with pattern, please expect a higher usage for correct pattern fitting. Please contact Sales Support for guidance.

PRODUCT TYPE
Dining chair

COLLI
1

ENVIRONMENT
Indoor

DIMENSIONS
H: 81 cm / 31,9"
SH: 48 cm / 18,8"
AH: 67,5 cm / 26,6"
D: 55,5 cm / 21,9"
W: 58,5 cm / 23"

PRODUCTION PROCESS
The shell is made from injection moulded polypropylene with fibreglass. Steel base is made from bent powder coated steel tubes.

TECHNICAL SPECIFICATIONS

COLOUR

Shell with upholstery
Dependent upon selected upholstery

Steel base
Black (RAL9005)

GLOSS
Gloss 10-20

MATERIALS

Shell
85% polypropylene, 15% fibreglass

Upholstered shell foam
CAL117 50 kg / 50N and 40 kg / 60N

Steel base
Powder coated steel

WEIGHT
13 kg / 28,7 lb

TEST

EN1022:2005, L2
EN16139:2013, L2
ANSI: BIFMA X5.4

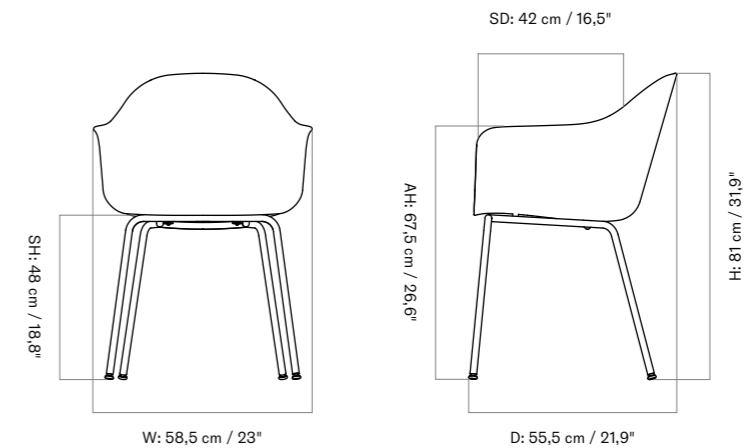
CERTIFICATIONS

Declare.

PACKAGING TYPE
Brown box

PACKAGING MEASUREMENTS
(H x W x D)
86 cm x 62 cm x 65 cm /
34" x 24,4" x 25,6"

MATERIALS & MAINTENANCE
Please see page 680 for materials, care and maintenance instructions.





HARBOUR DINING CHAIR, STEEL BASE, UPHOLSTERED
Designed by *Norm Architects*

[BACK TO START](#)

SPEC OPTIONS
6–8 weeks delivery time

SKU	VARIANT
<i>Textile — Shell with upholstery</i>	
9341020	<i>Price Category 0</i> Audo Bouclé, Audo
9341001	<i>Price Category 1</i> Barnum Bouclé, Audo / Champion, JAB / Illusion, Nevotex / Hot Madison, JAB / Maple, Kvadrat / Remix 3, Kvadrat / Re-wool, Kvadrat
9341002	<i>Price Category 2</i> Canvas 2, Kvadrat / Clay, Kvadrat, Sahco / Colline 2, Kvadrat / Fiord 2, Kvadrat / Hallingdal 65, Kvadrat / Moss, Kvadrat, Sahco / Reflect, Kvadrat / Savanna, Kvadrat / Steelcut 2, Kvadrat / Steelcut Trio 3, Kvadrat
9341003	<i>Price Category 3</i> Arctic, JAB / Safire, Kvadrat, Sahco / Vidar 4, Kvadrat, Sahco / Zero, Kvadrat, Sahco
9341008	<i>Price Category 4</i> Doppiopanama, Dedar / Grand Mohair, Danish Art Weaving / Lupo, Dedar
<i>Leather — Shell with upholstery</i>	
9341004	<i>Price Category 1</i> Dakar, Nevotex / Ultra, Sørensen Leather
9341005	<i>Price Category 2</i> Dunes, Sørensen Leather / Nuance, Sørensen Leather
9341006	<i>Price Category 3</i> Royal Nubuck, Sørensen Leather
9341007	<i>Price Category 4</i> Elegance, Sørensen Leather

RECOMMENDED COMBINATIONS
6–8 weeks delivery time

SKU	VARIANT
<i>Shell with upholstery — Black steel base</i>	
9341001-000N0BZZ	 HARBOUR DINING CHAIR, BLACK STEEL / REMIX 3 233
9341004-002E05ZZ	 HARBOUR DINING CHAIR, BLACK STEEL / DAKAR 0842




HARBOUR DINING CHAIR, OAK BASE, PLASTIC
Designed by *Norm Architects*

[BACK TO START](#)

Dining chair with bare shell set on a solid oak base.

PRODUCT OPTIONS

Plastic shell



Solid oak base



TECHNICAL SPECIFICATIONS

PRODUCT TYPE
Dining chair

COLLI
1

ENVIRONMENT
Indoor

DIMENSIONS
H: 81 cm / 31,9"
SH: 48 cm / 18,8"
AH: 67,5 cm / 26,6"
D: 57,5 cm / 22,6"
W: 58,5 cm / 23"

PRODUCTION PROCESS
The shell is made from injection moulded polypropylene with fibreglass. Steel base is made from bent powder coated steel tubes.

COLOUR

Shell
Black (RAL 9011)
Burned red (RAL 8015)
Khaki (RAL 1011)
Light grey (RAL 9002)
Olive (RAL 7002)
White (RAL 9016)

Steel base
Black (RAL9005)

GLOSS
Gloss 10-20

MATERIALS

Shell
85% polypropylene, 15% fibreglass

Steel base
Powder coated steel

WEIGHT
13 kg / 28,7 lb

TEST

EN1022:2005, L2
EN16139:2013, L2
ANSI: BIFMA X5.4

CERTIFICATIONS

Crafted from FSC certified oak

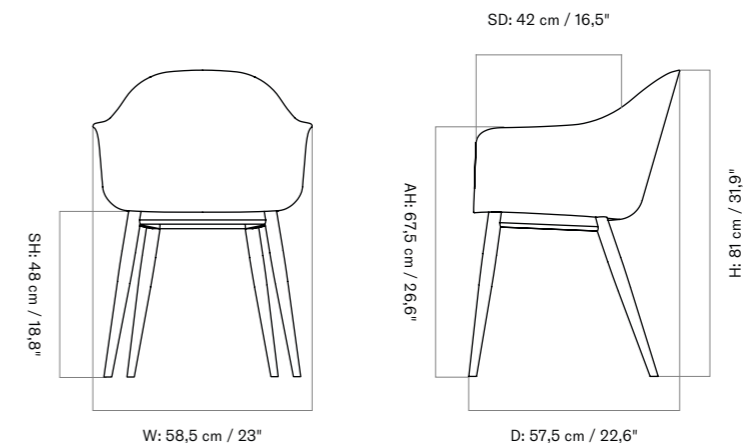
Declare.

PACKAGING TYPE
Brown box

PACKAGING MEASUREMENTS

(H × W × D)
86 cm × 62 cm × 65 cm /
34" × 24,4" × 25,6"

MATERIALS & MAINTENANCE
Please see page 680 for materials, care and maintenance instructions.

















HARBOUR DINING CHAIR, OAK BASE, PLASTIC
Designed by *Norm Architects*

[BACK TO START](#)

QUICK SHIP OPTIONS
Selected combinations up to 4 weeks delivery time.

SKU	VARIANT
<i>Plastic shell — Natural oak base</i>	
9350639-0200ZZZZ	 HARBOUR DINING CHAIR, NATURAL OAK / BLACK
9350639-0201ZZZZ	 HARBOUR DINING CHAIR, NATURAL OAK / BURNED RED
9350639-0202ZZZZ	 HARBOUR DINING CHAIR, NATURAL OAK / KHAKI
9350639-0203ZZZZ	 HARBOUR DINING CHAIR, NATURAL OAK / LIGHT GREY
9350639-0204ZZZZ	 HARBOUR DINING CHAIR, NATURAL OAK / OLIVE
9350639-0205ZZZZ	 HARBOUR DINING CHAIR, NATURAL OAK / WHITE

QUICK SHIP OPTIONS
Selected combinations up to 4 weeks delivery time.







SKU	VARIANT
<i>Plastic Shell — Dark stained oak base</i>	
9350639-0100ZZZZ	 HARBOUR DINING CHAIR, DARK STAINED OAK / BLACK
9350639-0101ZZZZ	 HARBOUR DINING CHAIR, DARK STAINED OAK / BURNED RED
9350639-0102ZZZZ	 HARBOUR DINING CHAIR, DARK STAINED OAK / KHAKI
9350639-0103ZZZZ	 HARBOUR DINING CHAIR, DARK STAINED OAK / LIGHT GREY
9350639-0104ZZZZ	 HARBOUR DINING CHAIR, DARK STAINED OAK / OLIVE
9350639-0105ZZZZ	 HARBOUR DINING CHAIR, DARK STAINED OAK / WHITE



HARBOUR DINING CHAIR, OAK BASE, PLASTIC
Designed by *Norm Architects*

[BACK TO START](#)

QUICK SHIP OPTIONS
Selected combinations up to 4 weeks delivery time.

SKU	VARIANT
<i>Plastic shell — Black oak base</i>	
9350639-0000ZZZZ	 HARBOUR DINING CHAIR, BLACK OAK / BLACK
9350639-0001ZZZZ	 HARBOUR DINING CHAIR, BLACK OAK / BURNED RED
9350639-0002ZZZZ	 HARBOUR DINING CHAIR, BLACK OAK / KHAKI
9350639-0003ZZZZ	 HARBOUR DINING CHAIR, BLACK OAK / LIGHT GREY
9350639-0004ZZZZ	 HARBOUR DINING CHAIR, BLACK OAK / OLIVE
9350639-0005ZZZZ	 HARBOUR DINING CHAIR, BLACK OAK / WHITE



HARBOUR DINING CHAIR, OAK BASE, UPHOLSTERED
Designed by *Norm Architects*

[BACK TO START](#)

Dining chair with upholstered shell set on a solid oak base. All Harbour chairs have been upgraded with extra foam in the seat for better sitting comfort, increasing from 15 mm in thickness to 25 mm.

PRODUCT OPTIONS

Shell



WITH UPHOLSTERY

Solid oak base



NATURAL OAK

DARK STAINED OAK

BLACK OAK

Spec options

Available in fabrics from our upholstery programme. Standard lead times apply.

For custom upholstery, please refer to the guiding textile/leather consumption:
COM: 0,59 m / 0,649 yds
COL: 0,88 m² / 9,4776 sqft

Prices excl. custom upholstery are equal to Price Category 1 Textile or Leather. Contact Sales support for approval of custom upholstery and to place your order.

The above textile consumption is only valid for textile rolls with a width equal to or greater than 140 cm. For smaller textile rolls, please contact Sales Support for guidance. For textile with pattern, please expect a higher usage for correct pattern fitting. Please contact Sales Support for guidance.

PRODUCT TYPE
Dining chair

COLLI
1

ENVIRONMENT
Indoor

DIMENSIONS
H: 81 cm / 31,9"
SH: 48 cm / 18,8"
AH: 67,5 cm / 26,6"
D: 57,5 cm / 22,6"
W: 58,5 cm / 23"

PRODUCTION PROCESS
The shell is made from injection moulded polypropylene with fibreglass. Wood base is made of CNC-cut and turned oak parts.

TECHNICAL SPECIFICATIONS

COLOUR
Shell with upholstery
Dependent upon selected upholstery

Oak base
Natural oak
Dark stained oak
Black oak

GLOSS
Gloss 10-20

MATERIALS

Shell
85% polypropylene, 15% fibreglass

Upholstered shell foam
CAL117 50 kg / 50N and 40 kg / 60N

Oak base
Solid oak with matte lacquer, dark stained oak or black painted oak

WEIGHT
12 kg / 26,5 lb

TEST
EN1022:2005, L2
EN16139:2013, L2

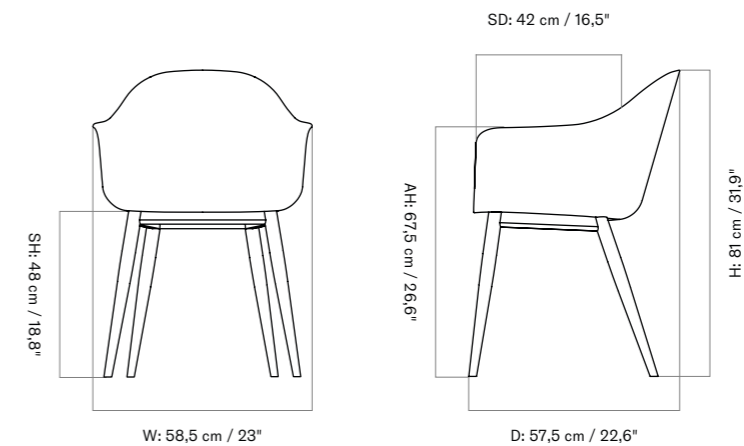
CERTIFICATIONS
Crafted from FSC certified oak

Declare.

PACKAGING TYPE
Brown box

PACKAGING MEASUREMENTS
(H × W × D)
86 cm × 62 cm × 65 cm /
34" × 24,4" × 25,6"

MATERIALS & MAINTENANCE
Please see page 680 for materials, care and maintenance instructions.





HARBOUR DINING CHAIR, OAK BASE, UPHOLSTERED
Designed by *Norm Architects*

[BACK TO START](#)

SPEC OPTIONS
6–8 weeks delivery time

SKU	VARIANT
<i>Textile — Shell with upholstery</i>	
9352020	<i>Price Category 0</i> Audo Bouclé, Audo
9352001	<i>Price Category 1</i> Barnum Bouclé, Audo / Champion, JAB / Illusion, Nevotex / Hot Madison, JAB / Maple, Kvadrat / Remix 3, Kvadrat / Re-wool, Kvadrat
9352002	<i>Price Category 2</i> Canvas 2, Kvadrat / Clay, Kvadrat, Sahco / Colline 2, Kvadrat / Fiord 2, Kvadrat / Hallingdal 65, Kvadrat / Moss, Kvadrat, Sahco / Reflect, Kvadrat / Savanna, Kvadrat / Steelcut 2, Kvadrat / Steelcut Trio 3, Kvadrat
9352003	<i>Price Category 3</i> Arctic, JAB / Safire, Kvadrat, Sahco / Vidar 4, Kvadrat, Sahco / Zero, Kvadrat, Sahco
9352008	<i>Price Category 4</i> Doppiopanama, Dedar / Grand Mohair, Danish Art Weaving / Lupo, Dedar
<i>Leather — Shell with upholstery</i>	
9352004	<i>Price Category 1</i> Dakar, Nevotex / Ultra, Sørensen Leather
9352005	<i>Price Category 2</i> Dunes, Sørensen Leather / Nuance, Sørensen Leather
9352006	<i>Price Category 3</i> Royal Nubuck, Sørensen Leather
9352007	<i>Price Category 4</i> Elegance, Sørensen Leather

HARBOUR DINING CHAIR, OAK BASE, UPHOLSTERED, material *dark stained oak / Bouclé 02*, designer *Norm Architects*
STRANDGADE STEM VASE, designer *Mentze Ottenstein*
STRANDGADE DRINKING GLASS, designer *Mentze Ottenstein*
ETRUSCAN PITCHER, designer *Mentze Ottenstein*
TRIPTYCH BOWLS, designer *Mentze Ottenstein*
BALCONY SERVING TRAY, designer *Krøyer-Sætter-Lassen*













HARBOUR DINING CHAIR, OAK BASE, UPHOLSTERED
Designed by *Norm Architects*

[BACK TO START](#)




QUICK SHIP OPTIONS
Selected combinations up to 4 weeks delivery time.

SKU	VARIANT
<i>Shell with upholstery — Natural oak / Dark stained oak base</i>	
9352001-011X0CZZ	 HARBOUR DINING CHAIR, DARK STAINED OAK / REMIX 3 233
9352004-022U05ZZ	 HARBOUR DINING CHAIR, NATURAL OAK / DAKAR 0250

RECOMMENDED COMBINATIONS
6–8 weeks delivery time

SKU	VARIANT
<i>Shell with upholstery — Dark stained oak base</i>	
9352020-010300ZZ	 HARBOUR DINING CHAIR, DARK STAINED OAK / BOUCLÉ 02
9352001-010B01ZZ	 HARBOUR DINING CHAIR, DARK STAINED OAK / CHAMPION 041
9352002-01LJ0EZZ	 HARBOUR DINING CHAIR, DARK STAINED OAK / MOSS 022
9352002-01FY09ZZ	 HARBOUR DINING CHAIR, DARK STAINED OAK / FIORD 2 0961
9352004-013K05ZZ	 HARBOUR DINING CHAIR, DARK STAINED OAK / DAKAR 0311
9352004-017705ZZ	 HARBOUR DINING CHAIR, DARK STAINED OAK / DAKAR 0842
<i>Shell with upholstery — Black oak base</i>	
9352001-000A01ZZ	 HARBOUR DINING CHAIR, BLACK OAK / CHAMPION 035
9352002-00LJ0EZZ	 HARBOUR DINING CHAIR, BLACK OAK / MOSS 022

RECOMMENDED COMBINATIONS
6–8 weeks delivery time

SKU	VARIANT
<i>Shell with upholstery — Natural oak base</i>	
9352020-030300ZZ	 HARBOUR DINING CHAIR, NATURAL OAK / BOUCLÉ 02
9352002-02LJ0EZZ	 HARBOUR CHAIR, NATURAL OAK / MOSS 022
9352002-02DY09ZZ	 HARBOUR DINING CHAIR, NATURAL OAK / FIORD 2 0751



HARBOUR DINING CHAIR, STAR BASE W/SWIVEL, PLASTIC
Designed by *Norm Architects*

[BACK TO START](#)

Dining chair with bare shell set on a polished aluminium or black powder coated aluminium star base with swivel.

PRODUCT OPTIONS

Plastic shell



BLACK

BURNED RED

KHAKI




LIGHT GREY

OLIVE

WHITE

Star base



BLACK POWDER
COATED ALUMINIUM

POLISHED ALUMINIUM



PRODUCT TYPE
Dining chair

COLLI
1

ENVIRONMENT
Indoor

DIMENSIONS
H: 81 cm / 31,9"
SH: 48 cm / 18,8"
AH: 67,5 cm / 26,6"
D: 54,5 cm / 21,46"
W: 58,5 cm / 23"

PRODUCTION PROCESS
The shell is made using injection moulded polypropylene with fibreglass. The star base is die-casted and the column is made of extruded aluminium.

All new Harbour Dining Chairs with a swivel base or swivel with return have been upgraded with QuickClick gliders, as used on all other chairs in our collection.

The chairs are delivered with the plastic gliders attached and come with a bag of supplementary felt castors that allow you to easily switch from plastic to felt.

TECHNICAL SPECIFICATIONS

COLOUR

Shell
Black (RAL 9011)
Burned red (RAL 8015)
Khaki (RAL 1011)
Light grey (RAL 9002)
Olive (RAL 7002)
White (RAL 9016)

Base
Black (RAL 9005)
Polished aluminium

GLOSS
Gloss 10-20

MATERIALS

Shell
85% polypropylene, 15% fibreglass

Star base
Cast, extruded aluminium

WEIGHT
13 kg / 28,7 lb

TEST
EN1022:2005, L2
EN16139:2013, L2

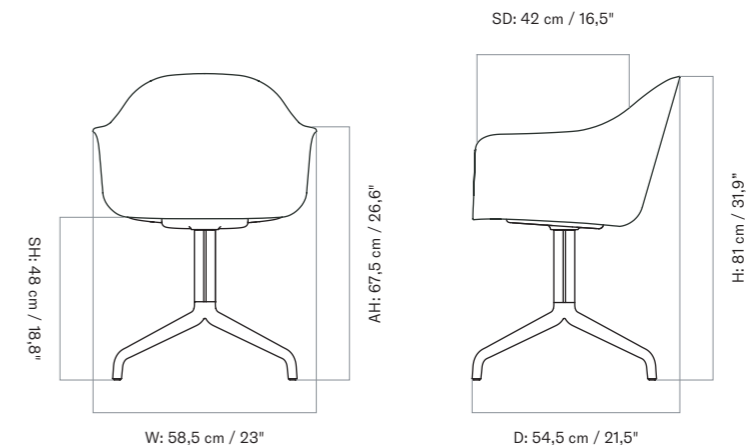
CERTIFICATIONS

Declare.

PACKAGING TYPE
Brown box

PACKAGING MEASUREMENTS
(H x W x D)
86 cm x 62 cm x 65 cm /
34" x 24,4" x 25,6"

MATERIALS & MAINTENANCE
Please see page 680 for materials, care and maintenance instructions.

















HARBOUR DINING CHAIR, STAR BASE W/SWIVEL, PLASTIC
Designed by *Norm Architects*

[BACK TO START](#)

QUICK SHIP OPTIONS
Selected combinations up to 4 weeks delivery time.

SKU	VARIANT
<i>Plastic shell — Black aluminium</i>	
9370000-0000ZZZZ	 HARBOUR DINING CHAIR, STAR BASE W/SWIVEL, BLACK ALUMINIUM / BLACK
9370000-0001ZZZZ	 HARBOUR DINING CHAIR, STAR BASE W/SWIVEL, BLACK ALUMINIUM / BURNED RED
9370000-0002ZZZZ	 HARBOUR DINING CHAIR, STAR BASE W/SWIVEL, BLACK ALUMINIUM / KHAKI
9370000-0003ZZZZ	 HARBOUR DINING CHAIR, STAR BASE W/SWIVEL, BLACK ALUMINIUM / LIGHT GREY
9370000-0004ZZZZ	 HARBOUR DINING CHAIR, STAR BASE W/SWIVEL, BLACK ALUMINIUM / OLIVE
9370000-0005ZZZZ	 HARBOUR DINING CHAIR, STAR BASE W/SWIVEL, BLACK ALUMINIUM / WHITE

QUICK SHIP OPTIONS
Selected combinations up to 4 weeks delivery time.

SKU	VARIANT
<i>Plastic Shell — Polished aluminium</i>	
9370000-0200ZZZZ	 HARBOUR DINING CHAIR, STAR BASE W/SWIVEL, POLISHED ALUMINIUM / BLACK
9370000-0201ZZZZ	 HARBOUR DINING CHAIR, STAR BASE W/SWIVEL, POLISHED ALUMINIUM / BURNED RED
9370000-0202ZZZZ	 HARBOUR DINING CHAIR, STAR BASE W/SWIVEL, POLISHED ALUMINIUM / KHAKI
9370000-0203ZZZZ	 HARBOUR DINING CHAIR, STAR BASE W/SWIVEL, POLISHED ALUMINIUM / LIGHT GREY
9370000-0204ZZZZ	 HARBOUR DINING CHAIR, STAR BASE W/SWIVEL, POLISHED ALUMINIUM / OLIVE
9370000-0205ZZZZ	 HARBOUR DINING CHAIR, STAR BASE W/SWIVEL, POLISHED ALUMINIUM / WHITE



HARBOUR DINING CHAIR, STAR BASE W/SWIVEL, UPHOLSTERED

Designed by *Norm Architects*

[BACK TO START](#)

Dining chair with upholstered shell set on a polished aluminium or black powder coated aluminium star base with swivel. All Harbour chairs have been upgraded with extra foam in the seat for better sitting comfort, increasing from 15 mm in thickness to 25 mm.



PRODUCT OPTIONS

Shell



WITH UPHOLSTERY

Star base



BLACK POWDER
COATED ALUMINIUM



POLISHED ALUMINIUM

Spec options

Available in fabrics from our upholstery programme. Standard lead times apply.

For custom upholstery, please refer to the guiding textile/leather consumption:
COM: 0,59 m / 0,649 yds
COL: 0,88 m² / 9,4776 sqft

Prices excl. custom upholstery are equal to Price Category 1 Textile or Leather. Contact Sales support for approval of custom upholstery and to place your order.

The above textile consumption is only valid for textile rolls with a width equal to or greater than 140 cm. For smaller textile rolls, please contact Sales Support for guidance. For textile with pattern, please expect a higher usage for correct pattern fitting. Please contact Sales Support for guidance.

TECHNICAL SPECIFICATIONS

PRODUCT TYPE
Dining chair

COLLI
1

ENVIRONMENT
Indoor

DIMENSIONS
H: 81 cm / 31,9"
SH: 48 cm / 18,8"
AH: 67,5 cm / 26,6"
D: 54,5 cm / 21,46"
W: 58,5 cm / 23"

PRODUCTION PROCESS
The shell is made using injection moulded polypropylene with fibreglass. The star base is die-casted and the column is made of extruded aluminium.

All new Harbour Dining Chairs with a swivel base or swivel with return have been upgraded with QuickClick gliders, as used on all other chairs in our collection.

The chairs are delivered with the plastic gliders attached and come with a bag of supplementary felt castors that allow you to easily switch from plastic to felt.

COLOUR

Shell with upholstery
Dependent upon selected upholstery

Base
Black (RAL 9005)
Polished aluminium

GLOSS
Gloss 10-20

MATERIALS

Shell
85% polypropylene, 15% fibreglass

Upholstered shell foam
CAL117 50 kg / 50N and 40 kg / 60N

Star base
Cast, extruded aluminium

WEIGHT
13 kg / 28,7 lb

TEST
EN1022:2005, L2
EN16139:2013, L2

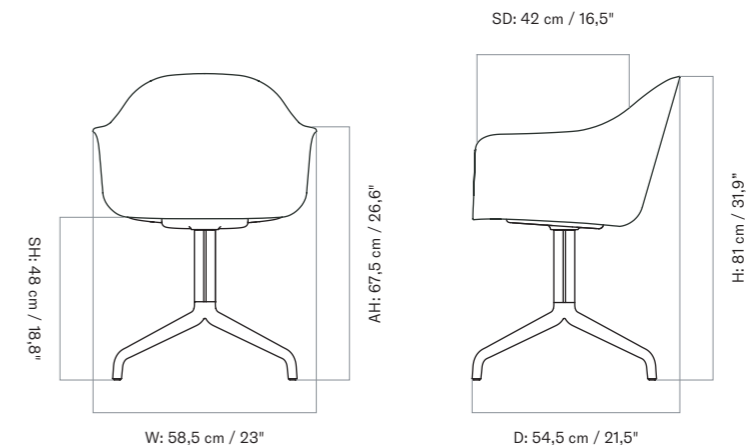
CERTIFICATIONS

Declare.

PACKAGING TYPE
Brown box

PACKAGING MEASUREMENTS
(H x W x D)
86 cm x 62 cm x 65 cm /
34" x 24,4" x 25,6"

MATERIALS & MAINTENANCE
Please see page 680 for materials, care and maintenance instructions.










HARBOUR DINING CHAIR, STAR BASE W/SWIVEL, UPHOLSTERED
Designed by *Norm Architects*

[BACK TO START](#)

SPEC OPTIONS
6–8 weeks delivery time

SKU	VARIANT
<i>Textile — Shell with upholstery</i>	
9371020	<i>Price Category 0</i> Audo Bouclé, Audo
9371001	<i>Price Category 1</i> Barnum Bouclé, Audo / Champion, JAB / Illusion, Nevotex / Hot Madison, JAB / Maple, Kvadrat / Remix 3, Kvadrat / Re-wool, Kvadrat
9371002	<i>Price Category 2</i> Canvas 2, Kvadrat / Clay, Kvadrat, Sahco / Colline 2, Kvadrat / Fiord 2, Kvadrat / Hallingdal 65, Kvadrat / Moss, Kvadrat, Sahco / Reflect, Kvadrat / Savanna, Kvadrat / Steelcut 2, Kvadrat / Steelcut Trio 3, Kvadrat
9371003	<i>Price Category 3</i> Arctic, JAB / Safire, Kvadrat, Sahco / Vidar 4, Kvadrat, Sahco / Zero, Kvadrat, Sahco
9371008	<i>Price Category 4</i> Doppiopanama, Dedar / Grand Mohair, Danish Art Weaving / Lupo, Dedar
<i>Leather — Shell with upholstery</i>	
9371004	<i>Price Category 1</i> Dakar, Nevotex / Ultra, Sørensen Leather
9371005	<i>Price Category 2</i> Dunes, Sørensen Leather / Nuance, Sørensen Leather
9371006	<i>Price Category 3</i> Royal Nubuck, Sørensen Leather
9371007	<i>Price Category 4</i> Elegance, Sørensen Leather

RECOMMENDED COMBINATIONS
Selected combinations up to 4 weeks delivery time.

SKU	VARIANT
<i>Shell with upholstery — Black aluminium</i>	
9371002-031900ZZ	 HARBOUR DINING CHAIR, STAR BASE W/SWIVEL, BLACK ALUMINIUM / CANVAS 2 0154
9371004-031H01ZZ	 HARBOUR DINING CHAIR, STAR BASE W/SWIVEL, BLACK ALUMINIUM / DAKAR 0842
9371004-030601ZZ	 HARBOUR DINING CHAIR, STAR BASE W/SWIVEL, BLACK ALUMINIUM / DAKAR 0311
<i>Shell with upholstery — Polished aluminium</i>	
9371002-051900ZZ	 HARBOUR DINING CHAIR, STAR BASE W/SWIVEL, POLISHED ALUMINIUM / CANVAS 2 0154
9371004-051H01ZZ	 HARBOUR DINING CHAIR, STAR BASE W/SWIVEL, POLISHED ALUMINIUM / DAKAR 0842



HARBOUR DINING CHAIR, STAR BASE, SWIVEL W/RETURN, PLASTIC
Designed by *Norm Architects*

[BACK TO START](#)

Dining chair with bare shell set on a polished aluminium or black powder coated aluminium star base with return swivel.

PRODUCT OPTIONS

Plastic shell



Star base



TECHNICAL SPECIFICATIONS

PRODUCT TYPE
Dining chair

COLLI
1

ENVIRONMENT
Indoor

DIMENSIONS
H: 81 cm / 31,9"
SH: 48 cm / 18,8"
AH: 67,5 cm / 26,6"
D: 54,5 cm / 21,5"
W: 58,5 cm / 23"

PRODUCTION PROCESS
The shell is made using injection moulded polypropylene with fibreglass. The star base is die-casted aluminium and the column is made of extruded aluminium.

All new Harbour Dining Chairs with a swivel base or swivel with return have been upgraded with QuickClick gliders, as used on all other chairs in our collection.

The chairs are delivered with the plastic gliders attached and come with a bag of supplementary felt castors that allow you to easily switch from plastic to felt.

COLOUR

Shell
Black (RAL 9011)
Burned red (RAL 8015)
Khaki (RAL 1011)
Light grey (RAL 9002)
Olive (RAL 7002)
White (RAL 9016)

Base
Black (RAL 9005)
Polished aluminium

GLOSS
Gloss 10-20

MATERIALS

Shell
85% polypropylene, 15% fibreglass

Star base
Cast, extruded aluminium

WEIGHT
13 kg / 28,7 lb

TEST
EN1022:2005, L2
EN16139:2013, L2

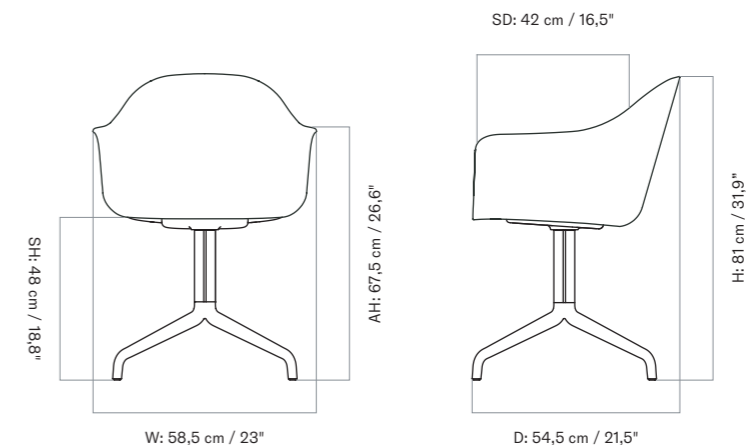
CERTIFICATIONS

Declare.

PACKAGING TYPE
Brown box

PACKAGING MEASUREMENTS
(H x W x D)
86 cm x 62 cm x 65 cm /
34" x 24,4" x 25,6"

MATERIALS & MAINTENANCE
Please see page 680 for materials, care and maintenance instructions.

















HARBOUR DINING CHAIR, STAR BASE, SWIVEL W/RETURN, PLASTIC
Designed by *Norm Architects*

[BACK TO START](#)

QUICK SHIP OPTIONS
Selected combinations up to 4 weeks delivery time.

SKU	VARIANT
<i>Plastic Shell — Black aluminium</i>	
9380000-0000ZZZZ	 HARBOUR DINING CHAIR, STAR BASE, SWIVEL W/RETURN, BLACK ALUMINIUM / BLACK
9380000-0001ZZZZ	 HARBOUR DINING CHAIR, STAR BASE, SWIVEL W/RETURN, BLACK ALUMINIUM / BURNED RED
9380000-0002ZZZZ	 HARBOUR DINING CHAIR, STAR BASE, SWIVEL W/RETURN, BLACK ALUMINIUM / KHAKI
9380000-0003ZZZZ	 HARBOUR DINING CHAIR, STAR BASE, SWIVEL W/RETURN, BLACK ALUMINIUM / LIGHT GREY
9380000-0004ZZZZ	 HARBOUR DINING CHAIR, STAR BASE, SWIVEL W/RETURN, BLACK ALUMINIUM / OLIVE
9380000-0005ZZZZ	 HARBOUR DINING CHAIR, STAR BASE, SWIVEL W/RETURN, BLACK ALUMINIUM / WHITE

QUICK SHIP OPTIONS
Selected combinations up to 4 weeks delivery time.

SKU	VARIANT
<i>Plastic Shell — Polished aluminium</i>	
9380000-0200ZZZZ	 HARBOUR DINING CHAIR, STAR BASE, SWIVEL W/RETURN, POLISHED ALUMINIUM / BLACK
9380000-0201ZZZZ	 HARBOUR DINING CHAIR, STAR BASE, SWIVEL W/RETURN, POLISHED ALUMINIUM / BURNED RED
9380000-0202ZZZZ	 HARBOUR DINING CHAIR, STAR BASE, SWIVEL W/RETURN, POLISHED ALUMINIUM / KHAKI
9380000-0203ZZZZ	 HARBOUR DINING CHAIR, STAR BASE, SWIVEL W/RETURN, POLISHED ALUMINIUM / LIGHT GREY
9380000-0204ZZZZ	 HARBOUR DINING CHAIR, STAR BASE, SWIVEL W/RETURN, POLISHED ALUMINIUM / OLIVE
9380000-0205ZZZZ	 HARBOUR DINING CHAIR, STAR BASE, SWIVEL W/RETURN, POLISHED ALUMINIUM / WHITE



HARBOUR DINING CHAIR, STAR BASE, SWIVEL W/RETURN, UPHOLSTERED
Designed by *Norm Architects*

[BACK TO START](#)

Dining chair with upholstered set on a polished aluminium or black powder coated aluminium star base with return swivel. All Harbour chairs have been upgraded with extra foam in the seat for better sitting comfort, increasing from 15 mm in thickness to 25 mm.

PRODUCT OPTIONS

Shell



WITH UPHOLSTERY

Star base



BLACK POWDER COATED ALUMINIUM



POLISHED ALUMINIUM

Spec options

Available in fabrics from our upholstery programme. Standard lead times apply.

For custom upholstery, please refer to the guiding textile/leather consumption:
COM: 0,59 m / 0,649 yds
COL: 0,88 m² / 9,4776 sqft

Prices excl. custom upholstery are equal to Price Category 1 Textile or Leather. Contact Sales support for approval of custom upholstery and to place your order.

The above textile consumption is only valid for textile rolls with a width equal to or greater than 140 cm. For smaller textile rolls, please contact Sales Support for guidance. For textile with pattern, please expect a higher usage for correct pattern fitting. Please contact Sales Support for guidance.



PRODUCT TYPE
Dining chair

COLLI
1

ENVIRONMENT
Indoor

DIMENSIONS
H: 81 cm / 31,9"
SH: 48 cm / 18,8"
AH: 67,5 cm / 26,6"
D: 54,5 cm / 21,5"
W: 58,5 cm / 23"

PRODUCTION PROCESS
The shell is made using injection moulded polypropylene with fibreglass. The star base is die-casted aluminium and the column is made of extruded aluminium.

All new Harbour Dining Chairs with a swivel base or swivel with return have been upgraded with QuickClick gliders, as used on all other chairs in our collection.

The chairs are delivered with the plastic gliders attached and come with a bag of supplementary felt castors that allow you to easily switch from plastic to felt.

TECHNICAL SPECIFICATIONS

COLOUR
Shell with upholstery
Dependent upon selected upholstery

Base
Black (RAL 9005)
Polished aluminium

GLOSS
Gloss 10-20

MATERIALS
Shell
85% polypropylene, 15% fibreglass

Upholstered shell foam
CAL117 50 kg / 50N and 40 kg / 60N

Star base
Cast, extruded aluminium

WEIGHT
13 kg / 28,7 lb

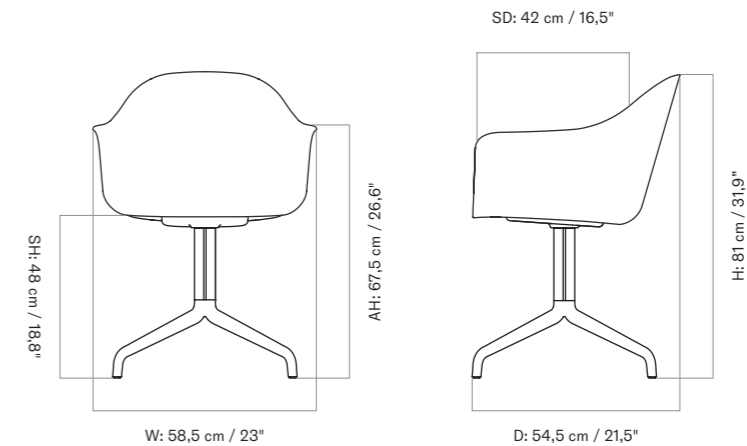
TEST
EN1022:2005, L2
EN16139:2013, L2

CERTIFICATIONS
Declare.

PACKAGING TYPE
Brown box

PACKAGING MEASUREMENTS
(H × W × D)
86 cm × 62 cm × 65 cm /
34" × 24,4" × 25,6"

MATERIALS & MAINTENANCE
Please see page 680 for materials, care and maintenance instructions.










HARBOUR DINING CHAIR, STAR BASE, SWIVEL W/RETURN, UPHOLSTERED
Designed by *Norm Architects*

[BACK TO START](#)

SPEC OPTIONS
6–8 weeks delivery time

SKU	VARIANT
<i>Textile — Shell with upholstery</i>	
9381020	<i>Price Category 0</i> Audo Bouclé, Audo
9381001	<i>Price Category 1</i> Barnum Bouclé, Audo / Champion, JAB / Illusion, Nevotex / Hot Madison, JAB / Maple, Kvadrat / Remix 3, Kvadrat / Re-wool, Kvadrat
9381002	<i>Price Category 2</i> Canvas 2, Kvadrat / Clay, Kvadrat, Sahco / Colline 2, Kvadrat / Fiord 2, Kvadrat / Hallingdal 65, Kvadrat / Moss, Kvadrat, Sahco / Reflect, Kvadrat / Savanna, Kvadrat / Steelcut 2, Kvadrat / Steelcut Trio 3, Kvadrat
9381003	<i>Price Category 3</i> Arctic, JAB / Safire, Kvadrat, Sahco / Vidar 4, Kvadrat, Sahco / Zero, Kvadrat, Sahco
9381008	<i>Price Category 4</i> Doppiopanama, Dedar / Grand Mohair, Danish Art Weaving / Lupo, Dedar
<i>Leather — Shell with upholstery</i>	
9381004	<i>Price Category 1</i> Dakar, Nevotex / Ultra, Sørensen Leather
9381005	<i>Price Category 2</i> Dunes, Sørensen Leather / Nuance, Sørensen Leather
9381006	<i>Price Category 3</i> Royal Nubuck, Sørensen Leather
9381007	<i>Price Category 4</i> Elegance, Sørensen Leather

RECOMMENDED COMBINATIONS
Selected combinations up to 4 weeks delivery time.

SKU	VARIANT
<i>Shell with upholstery — Black aluminium</i>	
9381002-031800ZZ	 HARBOUR DINING CHAIR, STAR BASE, SWIVEL W/RETURN, BLACK ALUMINIUM / CANVAS 2 0154
9381004-031H01ZZ	 HARBOUR DINING CHAIR, STAR BASE, SWIVEL W/RETURN, BLACK ALUMINIUM / DAKAR 0842
<i>Shell with upholstery — Polished aluminium</i>	
9381002-051800ZZ	 HARBOUR DINING CHAIR, STAR BASE, SWIVEL W/RETURN, POLISHED ALUMINIUM / CANVAS 2 0154
9381004-051H01ZZ	 HARBOUR DINING CHAIR, STAR BASE, SWIVEL W/RETURN, POLISHED ALUMINIUM / DAKAR 0842
9381004-050301ZZ	 HARBOUR DINING CHAIR, STAR BASE, SWIVEL W/RETURN, POLISHED ALUMINIUM DAKAR 0250



HARBOUR DINING CHAIR, STAR BASE, W/CASTERS, PLASTIC
Designed by *Norm Architects*

Dining chair with bare shell set on a polished aluminium or black powder coated aluminium star base with casters.

PRODUCT OPTIONS

Plastic shell



BLACK

BURNED RED

KHAKI




LIGHT GREY

OLIVE

WHITE

Star base with casters



BLACK POWDER COATED ALUMINIUM

POLISHED ALUMINIUM



PRODUCT TYPE
Dining chair

COLLI
1

ENVIRONMENT
Indoor

DIMENSIONS
H: 81 cm / 31,9"
SH: 48 cm / 18,8"
AH: 67,5 cm / 26,6"
D: 54,5 cm / 21,46"
W: 58,5 cm / 23"

PRODUCTION PROCESS
The shell is made using injection moulded polypropylene with fibreglass. The star base is die-cast aluminium and the column is made of extruded aluminium.

TECHNICAL SPECIFICATIONS

COLOUR

Shell
Black (RAL 9011)
Burned red (RAL 8015)
Khaki (RAL 1011)
Light grey (RAL 9002)
Olive (RAL 7002)
White (RAL 9016)

Base
Black (RAL 9005)
Polished aluminium

GLOSS
Gloss 10-20

MATERIALS

Shell
85% polypropylene, 15% fibreglass

Star base
Cast, extruded aluminium

Casters for powder coated base
PA6, PUR

Casters for polished aluminium base
Aluminium, PA6, PUR

WEIGHT
14 kg / 30,9 lb

TEST
N / A

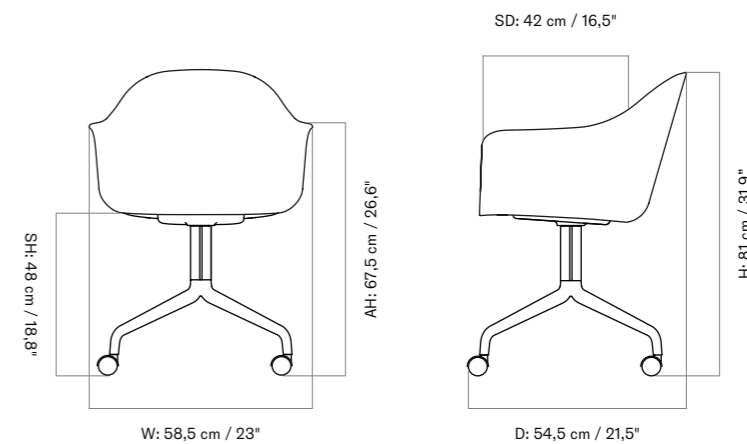
CERTIFICATIONS

Declare.

PACKAGING TYPE
Brown box

PACKAGING MEASUREMENTS
(H x W x D)
86 cm x 62 cm x 65 cm /
34" x 24,4" x 25,6"

MATERIALS & MAINTENANCE
Please see page 680 for materials, care and maintenance instructions.

















HARBOUR DINING CHAIR, STAR BASE, W/CASTERS, PLASTIC
Designed by *Norm Architects*

[BACK TO START](#)

QUICK SHIP OPTIONS
Selected combinations up to 4 weeks delivery time.

SKU	VARIANT
<i>Plastic Shell — Black aluminium</i>	
9391000-0000ZZZZ	 HARBOUR DINING CHAIR, SWIVEL BASE W/CASTERS, BLACK ALUMINIUM / BLACK
9391000-0001ZZZZ	 HARBOUR DINING CHAIR, SWIVEL BASE W/CASTERS, BLACK ALUMINIUM / BURNED RED
9391000-0002ZZZZ	 HARBOUR DINING CHAIR, SWIVEL BASE W/CASTERS, BLACK ALUMINIUM / KHAKI
9391000-0003ZZZZ	 HARBOUR DINING CHAIR, SWIVEL BASE W/CASTERS, BLACK ALUMINIUM / LIGHT GREY
9391000-0004ZZZZ	 HARBOUR DINING CHAIR, SWIVEL BASE W/CASTERS, BLACK ALUMINIUM / OLIVE
9391000-0005ZZZZ	 HARBOUR DINING CHAIR, SWIVEL BASE W/CASTERS, BLACK ALUMINIUM / WHITE

QUICK SHIP OPTIONS
Selected combinations up to 4 weeks delivery time.

SKU	VARIANT
<i>Plastic Shell — Polished aluminium</i>	
9391000-0200ZZZZ	 HARBOUR DINING CHAIR, SWIVEL BASE W/CASTERS, POLISHED ALUMINIUM / BLACK
9391000-0201ZZZZ	 HARBOUR DINING CHAIR, SWIVEL BASE W/CASTERS, POLISHED ALUMINIUM / BURNED RED
9391000-0202ZZZZ	 HARBOUR DINING CHAIR, SWIVEL BASE W/CASTERS, POLISHED ALUMINIUM / KHAKI
9391000-0203ZZZZ	 HARBOUR DINING CHAIR, SWIVEL BASE W/CASTERS, POLISHED ALUMINIUM / LIGHT GREY
9391000-0204ZZZZ	 HARBOUR DINING CHAIR, SWIVEL BASE W/CASTERS, POLISHED ALUMINIUM / OLIVE
9391000-0205ZZZZ	 HARBOUR DINING CHAIR, SWIVEL BASE W/CASTERS, POLISHED ALUMINIUM / WHITE



HARBOUR DINING CHAIR, STAR BASE, W/CASTERS, UPHOLSTERED
Designed by *Norm Architects*

[BACK TO START](#)

Dining chair with upholstered shell set on a polished aluminium or black powder coated aluminium star base with casters. All Harbour chairs have been upgraded with extra foam in the seat for better sitting comfort, increasing from 15 mm in thickness to 25 mm.



PRODUCT OPTIONS

Shell



WITH UPHOLSTERY

Star base



BLACK POWDER COATED ALUMINIUM



POLISHED ALUMINIUM

Spec options

Available in fabrics from our upholstery programme. Standard lead times apply.

For custom upholstery, please refer to the guiding textile/leather consumption:
COM: 0,59 m / 0,649 yds
COL: 0,88 m² / 9,4776 sqft

Prices excl. custom upholstery are equal to Price Category 1 Textile or Leather. Contact Sales support for approval of custom upholstery and to place your order.

The above textile consumption is only valid for textile rolls with a width equal to or greater than 140 cm. For smaller textile rolls, please contact Sales Support for guidance. For textile with pattern, please expect a higher usage for correct pattern fitting. Please contact Sales Support for guidance.

TECHNICAL SPECIFICATIONS

PRODUCT TYPE
Dining chair

COLLI
1

ENVIRONMENT
Indoor

DIMENSIONS
H: 81 cm / 31,9"
SH: 48 cm / 18,8"
AH: 67,5 cm / 26,6"
D: 54,5 cm / 21,46"
W: 58,5 cm / 23"

PRODUCTION PROCESS
The shell is made using injection moulded polypropylene with fibreglass. The star base is die-cast aluminium and the column is made of extruded aluminium.

COLOUR

Shell with upholstery
Dependent upon selected upholstery

Base
Black (RAL 9005)
Polished aluminium

GLOSS
Gloss 10-20

MATERIALS

Shell
85% polypropylene, 15% fibreglass

Upholstered shell foam
CAL117 50 kg / 50N and 40 kg / 60N

Star base
Cast, extruded aluminium

Casters for powder coated *base*
PA6, PUR

Casters for polished aluminium *base*
Aluminium, PA6, PUR

WEIGHT
14 kg / 30,9 lb

TEST
N / A

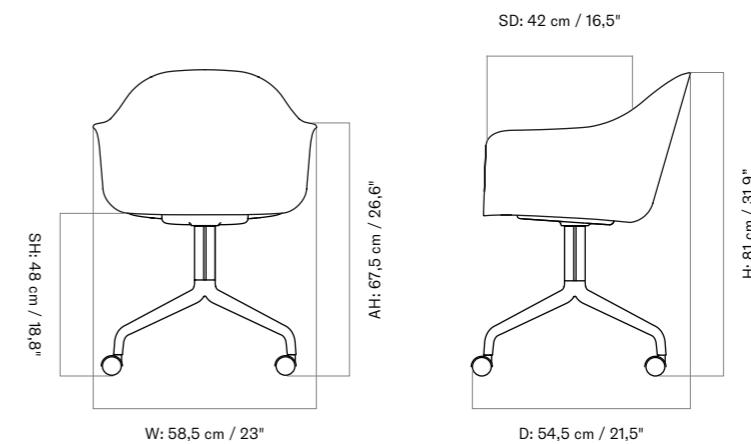
CERTIFICATIONS

Declare.

PACKAGING TYPE
Brown box

PACKAGING MEASUREMENTS
(H x W x D)
86 cm x 62 cm x 65 cm /
34" x 24,4" x 25,6"

MATERIALS & MAINTENANCE
Please see page 680 for materials, care and maintenance instructions.










HARBOUR DINING CHAIR, STAR BASE, W/CASTERS, UPHOLSTERED
Designed by *Norm Architects*

[BACK TO START](#)

SPEC OPTIONS
6–8 weeks delivery time

SKU	VARIANT
<i>Textile — Seat with upholstery — Black steel base</i>	
9391020	<i>Price Category 0</i> Audo Bouclé, Audo
9391001	<i>Price Category 1</i> Barnum Bouclé, Audo / Champion, JAB / Illusion, Nevotex / Hot Madison, JAB / Maple, Kvadrat / Remix 3, Kvadrat / Re-wool, Kvadrat
9391002	<i>Price Category 2</i> Canvas 2, Kvadrat / Clay, Kvadrat, Sahco / Colline 2, Kvadrat / Fiord 2, Kvadrat / Hallingdal 65, Kvadrat / Moss, Kvadrat, Sahco / Reflect, Kvadrat / Savanna, Kvadrat / Steelcut 2, Kvadrat / Steelcut Trio 3, Kvadrat
9391003	<i>Price Category 3</i> Arctic, JAB / Safire, Kvadrat, Sahco / Vidar 4, Kvadrat, Sahco / Zero, Kvadrat, Sahco
9391008	<i>Price Category 4</i> Doppiopanama, Dedar / Grand Mohair, Danish Art Weaving / Lupo, Dedar
<i>Leather — Seat with upholstery — Black steel base</i>	
9391004	<i>Price Category 1</i> Dakar, Nevotex / Ultra, Sørensen Leather
9391005	<i>Price Category 2</i> Dunes, Sørensen Leather / Nuance, Sørensen Leather
9391006	<i>Price Category 3</i> Royal Nubuck, Sørensen Leather
9391007	<i>Price Category 4</i> Elegance, Sørensen Leather

RECOMMENDED COMBINATIONS
Selected combinations up to 4 weeks delivery time.

SKU	VARIANT
<i>Shell with upholstery — Black aluminium</i>	
9391002-031B00ZZ	 HARBOUR DINING CHAIR, STAR BASE W/CASTERS, BLACK ALUMINIUM / CANVAS 2 0154
9391004-030600ZZ	 HARBOUR DINING CHAIR, STAR BASE W/CASTERS, BLACK ALUMINIUM / DAKAR 0311
<i>Shell with upholstery — Polished aluminium</i>	
9391002-051B00ZZ	 HARBOUR DINING CHAIR, STAR BASE W/CASTERS, POLISHED ALUMINIUM / CANVAS 2 0154
9391004-051H00ZZ	 HARBOUR DINING CHAIR, STAR BASE W/CASTERS, POLISHED ALUMINIUM / DAKAR 0842
9391004-050300ZZ	 HARBOUR DINING CHAIR, STAR BASE W/CASTERS, POLISHED ALUMINIUM / DAKAR 0250



HARBOUR SIDE DINING CHAIR, STEEL BASE, PLASTIC
Designed by *Norm Architects*

[BACK TO START](#)

Dining chair with bare shell set on a powder coated steel base.

PRODUCT OPTIONS

Plastic shell



Powder coated steel base



TECHNICAL SPECIFICATIONS

PRODUCT TYPE
Dining chair

ENVIRONMENT
Indoor

COLLI
1

DIMENSIONS
H: 81 cm / 31,9"
SH: 48 cm / 18,8"
D: 55,5 cm / 21,9"
W: 52 cm / 20,5"

PRODUCTION PROCESS
The shell is made from injection moulded polypropylene with fibreglass. Steel base is made from bent powder coated steel tubes.

COLOUR

Shell
Black (RAL 9011)
Burned red (RAL 8015)
Khaki (RAL 1011)
Light grey (RAL 9002)
Olive (RAL 7002)
White (RAL 9016)

Steel base
Black (RAL9005)

GLOSS
Gloss 10-20

MATERIALS

Shell
85% polypropylene, 15% fibreglass

Steel base
Powder coated steel

WEIGHT
12 kg / 26,5 lb

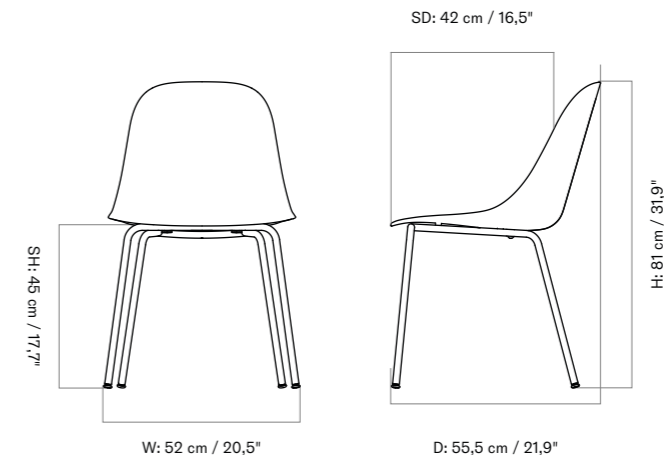
TEST
EN1022:2005, L2
EN16139:2013, L2

CERTIFICATIONS
Declare.

PACKAGING TYPE
Brown box

PACKAGING MEASUREMENTS
(H × W × D)
86 cm × 62 cm × 65 cm /
34" × 24,4" × 25,6"

MATERIALS & MAINTENANCE
Please see page 680 for materials, care and maintenance instructions.











HARBOUR SIDE DINING CHAIR, STEEL BASE, PLASTIC
Designed by *Norm Architects*

[BACK TO START](#)

QUICK SHIP OPTIONS
Selected combinations up to 4 weeks delivery time.

SKU	VARIANT
9394939-0000ZZZZ	 HARBOUR SIDE DINING CHAIR, BLACK STEEL / BLACK
9394939-0001ZZZZ	 HARBOUR SIDE DINING CHAIR, BLACK STEEL / BURNED RED
9394939-0002ZZZZ	 HARBOUR SIDE DINING CHAIR, BLACK STEEL / KHAKI
9394939-0003ZZZZ	 HARBOUR SIDE DINING CHAIR, BLACK STEEL / LIGHT GREY
9394939-0004ZZZZ	 HARBOUR SIDE DINING CHAIR, BLACK STEEL / OLIVE
9394939-0005ZZZZ	 HARBOUR SIDE DINING CHAIR, BLACK STEEL / WHITE



HARBOUR SIDE DINING CHAIR, STEEL BASE, PLASTIC, material *black steel / olive*, designer *Norm Architects*



HARBOUR SIDE DINING CHAIR, STEEL BASE, UPHOLSTERED
Designed by *Norm Architects*

[BACK TO START](#)

Dining chair with upholstered shell set on a powder coated steel base. All Harbour chairs have been upgraded with extra foam in the seat for better sitting comfort, increasing from 15 mm in thickness to 25 mm.

PRODUCT OPTIONS

Shell



WITH UPHOLSTERY

Powder coated steel base



BLACK STEEL

Spec options

Available in fabrics from our upholstery programme. Standard lead times apply.

For custom upholstery, please refer to the guiding textile/leather consumption:
COM: 0,59 m / 0,649 yds
COL: 0,88 m² / 9,4776 sqft

Prices excl. custom upholstery are equal to Price Category 1 Textile or Leather. Contact Sales support for approval of custom upholstery and to place your order.

The above textile consumption is only valid for textile rolls with a width equal to or greater than 140 cm. For smaller textile rolls, please contact Sales Support for guidance. For textile with pattern, please expect a higher usage for correct pattern fitting. Please contact Sales Support for guidance.

PRODUCT TYPE
Dining chair

ENVIRONMENT
Indoor

COLLI
1

DIMENSIONS
H: 81 cm / 31,9"
SH: 48 cm / 18,8"
D: 55,5 cm / 21,9"
W: 52 cm / 20,5"

PRODUCTION PROCESS
The shell is made from injection moulded polypropylene with fibreglass. Steel base is made from bent powder coated steel tubes.

TECHNICAL SPECIFICATIONS

COLOUR
Shell with upholstery
Dependent upon selected upholstery

Steel base
Black (RAL9005)

GLOSS
Gloss 10-20

MATERIALS
Shell
85% polypropylene, 15% fibreglass

Upholstered shell foam
CAL117 50 kg / 50N and 40 kg / 60N

Steel base
Powder coated steel

WEIGHT
12 kg / 26,5 lb

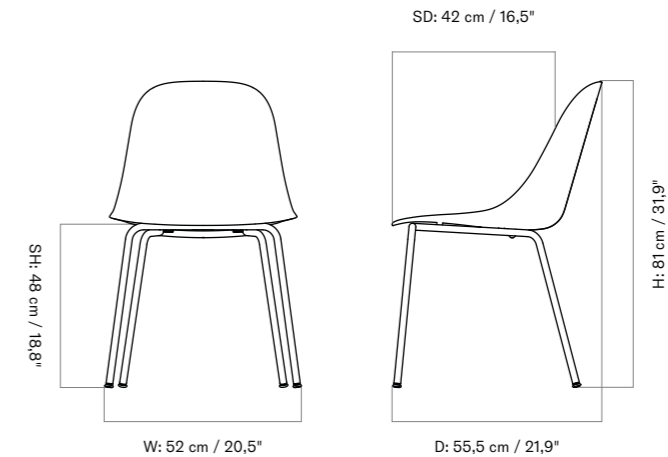
TEST
EN1022:2005, L2
EN16139:2013, L2

CERTIFICATIONS
Declare.

PACKAGING TYPE
Brown box

PACKAGING MEASUREMENTS
(H × W × D)
86 cm × 62 cm × 65 cm / 34" × 24,4" × 25,6"

MATERIALS & MAINTENANCE
Please see page 680 for materials, care and maintenance instructions.





HARBOUR SIDE DINING CHAIR, STEEL BASE, UPHOLSTERED
Designed by *Norm Architects*

[BACK TO START](#)

SPEC OPTIONS
6–8 weeks delivery time

SKU	VARIANT
<i>Textile — Seat with upholstery — Black steel base</i>	
9394020	<i>Price Category 0</i> Audo Bouclé, Audo
9394001	<i>Price Category 1</i> Barnum Bouclé, Audo / Champion, JAB / Illusion, Nevotex / Hot Madison, JAB / Maple, Kvadrat / Remix 3, Kvadrat / Re-wool, Kvadrat
9394002	<i>Price Category 2</i> Canvas 2, Kvadrat / Clay, Kvadrat, Sahco / Colline 2, Kvadrat / Fiord 2, Kvadrat / Hallingdal 65, Kvadrat / Moss, Kvadrat, Sahco / Reflect, Kvadrat / Savanna, Kvadrat / Steelcut 2, Kvadrat / Steelcut Trio 3, Kvadrat
9394003	<i>Price Category 3</i> Arctic, JAB / Safire, Kvadrat, Sahco / Vidar 4, Kvadrat, Sahco / Zero, Kvadrat, Sahco
9394008	<i>Price Category 4</i> Doppiopanama, Dedar / Grand Mohair, Danish Art Weaving / Lupo, Dedar
<i>Leather — Seat with upholstery — Black steel base</i>	
9394004	<i>Price Category 1</i> Dakar, Nevotex / Ultra, Sørensen Leather
9394005	<i>Price Category 2</i> Dunes, Sørensen Leather / Nuance, Sørensen Leather
9394006	<i>Price Category 3</i> Royal Nubuck, Sørensen Leather
9394007	<i>Price Category 4</i> Elegance, Sørensen Leather

RECOMMENDED COMBINATIONS
Selected combinations 6–8 weeks delivery time.

SKU	VARIANT
<i>Shell without upholstery — Black steel base</i>	
9394001-000100ZZ	 HARBOUR SIDE DINING CHAIR, BLACK STEEL / CHAMPION 041
9394004-001H00ZZ	 HARBOUR SIDE DINING CHAIR, BLACK STEEL / DAKAR 0842



HARBOUR SIDE DINING CHAIR, OAK BASE, PLASTIC
Designed by *Norm Architects*


[BACK TO START](#)

Dining chair with upholstered shell set on a powder coated steel base. All Harbour chairs have been upgraded with extra foam in the seat for better sitting comfort, increasing from 15 mm in thickness to 25 mm.



PRODUCT OPTIONS

Plastic shell



Solid oak base



PRODUCT TYPE
Dining chair

ENVIRONMENT
Indoor

COLLI
1

DIMENSIONS
H: 81 cm / 31,9"
SH: 48 cm / 18,8"
D: 57,5 cm / 22,6"
W: 50 cm / 19,7"

PRODUCTION PROCESS
The shell is made from injection moulded polypropylene with fibreglass. Wood base is made of CNC-cut and turned oak parts.

TECHNICAL SPECIFICATIONS

COLOUR

Shell
Black (RAL 9011)
Burned red (RAL 8015)
Khaki (RAL 1011)
Light grey (RAL 9002)
Olive (RAL 7002)
White (RAL 9016)

Oak base
Natural oak
Dark stained oak
Black oak

GLOSS
Gloss 10-20

MATERIALS

Shell
85% polypropylene, 15% fibreglass

Oak base
Solid oak with matte lacquer, dark stained oak or black painted oak

WEIGHT
11 kg / 24,3lb

TEST
EN1022:2005, L2
EN16139:2013, L2

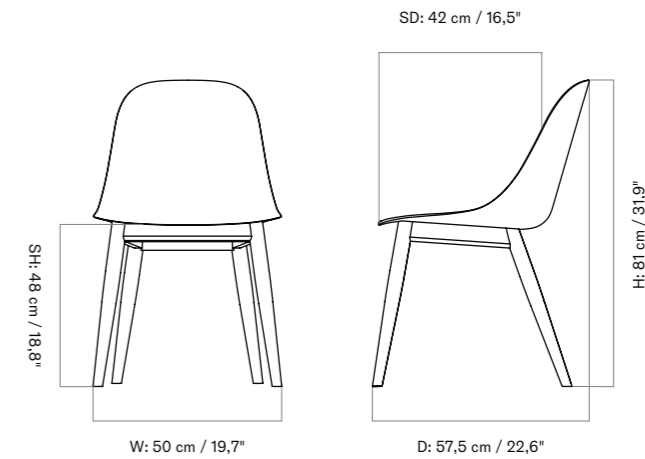
CERTIFICATIONS
Crafted from FSC certified oak

Declare.

PACKAGING TYPE
Brown box

PACKAGING MEASUREMENTS
(H × W × D)
86 cm × 62 cm × 65 cm /
34" × 24,4" × 25,6"

MATERIALS & MAINTENANCE
Please see page 680 for materials, care and maintenance instructions.

















HARBOUR SIDE DINING CHAIR, OAK BASE, PLASTIC
Designed by *Norm Architects*

[BACK TO START](#)

QUICK SHIP OPTIONS
Selected combinations up to 4 weeks delivery time.

SKU	VARIANT
<i>Plastic shell — Natural oak base</i>	
9394839-0200ZZZZ	 HARBOUR SIDE DINING CHAIR, NATURAL OAK / BLACK
9394839-0201ZZZZ	 HARBOUR SIDE DINING CHAIR, NATURAL OAK / BURNED RED
9394839-0202ZZZZ	 HARBOUR SIDE DINING CHAIR, NATURAL OAK / KHAKI
9394839-0203ZZZZ	 HARBOUR SIDE DINING CHAIR, NATURAL OAK / LIGHT GREY
9394839-0204ZZZZ	 HARBOUR SIDE DINING CHAIR, NATURAL OAK / OLIVE
9394839-0205ZZZZ	 HARBOUR SIDE DINING CHAIR, NATURAL OAK / WHITE

QUICK SHIP OPTIONS
Selected combinations up to 4 weeks delivery time.







SKU	VARIANT
<i>Plastic Shell — Dark stained oak base</i>	
9394839-0100ZZZZ	 HARBOUR SIDE DINING CHAIR, DARK STAINED OAK / BLACK
9394839-0101ZZZZ	 HARBOUR SIDE DINING CHAIR, DARK STAINED OAK / BURNED RED
9394839-0102ZZZZ	 HARBOUR SIDE DINING CHAIR, DARK STAINED OAK / KHAKI
9394839-0103ZZZZ	 HARBOUR SIDE DINING CHAIR, DARK STAINED OAK / LIGHT GREY
9394839-0104ZZZZ	 HARBOUR SIDE DINING CHAIR, DARK STAINED OAK / OLIVE
9394839-0105ZZZZ	 HARBOUR SIDE DINING CHAIR, DARK STAINED OAK / WHITE



HARBOUR SIDE DINING CHAIR, OAK BASE, PLASTIC
Designed by *Norm Architects*

[BACK TO START](#)

QUICK SHIP OPTIONS
Selected combinations up to 4 weeks delivery time.

SKU	VARIANT
<i>Plastic shell — Black oak base</i>	
9394839-0000ZZZZ	 HARBOUR SIDE DINING CHAIR, BLACK OAK / BLACK
9394839-0001ZZZZ	 HARBOUR SIDE DINING CHAIR, BLACK OAK / BURNED RED
9394839-0002ZZZZ	 HARBOUR SIDE DINING CHAIR, BLACK OAK / KHAKI
9394839-0003ZZZZ	 HARBOUR SIDE DINING CHAIR, BLACK OAK / LIGHT GREY
9394839-0004ZZZZ	 HARBOUR SIDE DINING CHAIR, BLACK OAK / OLIVE
9394839-0005ZZZZ	 HARBOUR SIDE DINING CHAIR, BLACK OAK / WHITE



HARBOUR SIDE DINING CHAIR, OAK BASE, UPHOLSTERED
Designed by *Norm Architects*

[BACK TO START](#)

Dining chair with upholstered shell set on a solid oak base. All Harbour chairs have been upgraded with extra foam in the seat for better sitting comfort, increasing from 15 mm in thickness to 25 mm.

PRODUCT OPTIONS

Shell



WITH UPHOLSTERY

Solid oak base



NATURAL OAK

DARK STAINED OAK

BLACK OAK

Spec options

Available in fabrics from our upholstery programme. Standard lead times apply.

For custom upholstery, please refer to the guiding textile/leather consumption:
COM: 0,59 m / 0,649 yds
COL: 0,88 m² / 9,4776 sqft

Prices excl. custom upholstery are equal to Price Category 1 Textile or Leather. Contact Sales support for approval of custom upholstery and to place your order.

The above textile consumption is only valid for textile rolls with a width equal to or greater than 140 cm. For smaller textile rolls, please contact Sales Support for guidance. For textile with pattern, please expect a higher usage for correct pattern fitting. Please contact Sales Support for guidance.

TECHNICAL SPECIFICATIONS

PRODUCT TYPE
Dining chair

ENVIRONMENT
Indoor

COLLI
1

DIMENSIONS
H: 81 cm / 31,9"
SH: 48 cm / 18,8"
D: 57,5 cm / 22,6"
W: 50 cm / 19,7"

PRODUCTION PROCESS
The shell is made from injection moulded polypropylene with fibreglass. Wood base is made of CNC-cut and turned oak parts.

COLOUR

Shell with upholstery
Dependent upon selected upholstery

Oak base
Natural oak
Dark stained oak
Black oak

GLOSS
Gloss 10-20

MATERIALS

Shell
85% polypropylene, 15% fibreglass

Upholstered shell foam
CAL117 50 kg / 50N and 40 kg / 60N

Oak base
Solid oak with matte lacquer, dark stained oak or black painted oak

WEIGHT
11 kg / 24,3lb

TEST
EN1022:2005, L2
EN16139:2013, L2

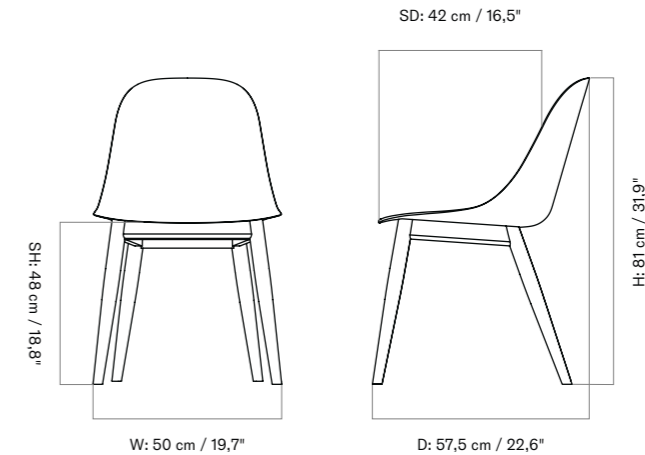
CERTIFICATIONS
Crafted from FSC certified oak

Declare.

PACKAGING TYPE
Brown box

PACKAGING MEASUREMENTS
(H × W × D)
86 cm × 62 cm × 65 cm / 34" × 24,4" × 25,6"

MATERIALS & MAINTENANCE
Please see page 680 for materials, care and maintenance instructions.





HARBOUR SIDE DINING CHAIR, OAK BASE, UPHOLSTERED
Designed by *Norm Architects*

[BACK TO START](#)

SPEC OPTIONS
6–8 weeks delivery time

SKU	VARIANT
<i>Textile — Seat with upholstery — Black steel base</i>	
9395020	<i>Price Category 0</i> Audo Bouclé, Audo
9395001	<i>Price Category 1</i> Barnum Bouclé, Audo / Champion, JAB / Illusion, Nevotex / Hot Madison, JAB / Maple, Kvadrat / Remix 3, Kvadrat / Re-wool, Kvadrat
9395002	<i>Price Category 2</i> Canvas 2, Kvadrat / Clay, Kvadrat, Sahco / Colline 2, Kvadrat / Fiord 2, Kvadrat / Hallingdal 65, Kvadrat / Moss, Kvadrat, Sahco / Reflect, Kvadrat / Savanna, Kvadrat / Steelcut 2, Kvadrat / Steelcut Trio 3, Kvadrat
9395003	<i>Price Category 3</i> Arctic, JAB / Safire, Kvadrat, Sahco / Vidar 4, Kvadrat, Sahco / Zero, Kvadrat, Sahco
9395008	<i>Price Category 4</i> Doppiopanama, Dedar / Grand Mohair, Danish Art Weaving / Lupo, Dedar
<i>Leather — Seat with upholstery — Black steel base</i>	
9395004	<i>Price Category 1</i> Dakar, Nevotex / Ultra, Sørensen Leather
9395005	<i>Price Category 2</i> Dunes, Sørensen Leather / Nuance, Sørensen Leather
9395006	<i>Price Category 3</i> Royal Nubuck, Sørensen Leather
9395007	<i>Price Category 4</i> Elegance, Sørensen Leather

QUICK SHIP OPTIONS
Selected combinations up to 4 weeks delivery time.











SKU	VARIANT
<i>Shell with upholstery — Natural oak / Dark stained oak base</i>	
9395001-010M08ZZ	 HARBOUR SIDE DINING CHAIR, DARK STAINED OAK / REMIX 3 233
9395004-020301ZZ	 HARBOUR SIDE DINING CHAIR, NATURAL OAK / DAKAR 0250



HARBOUR SIDE DINING CHAIR, OAK BASE, UPHOLSTERED
Designed by *Norm Architects*

[BACK TO START](#)

RECOMMENDED COMBINATIONS
Selected combinations 6–8 weeks delivery time.

SKU	VARIANT
<i>Shell with upholstery — Natural oak base</i>	
9395020-020300ZZ	 HARBOUR SIDE DINING CHAIR, NATURAL OAK / BOUCLÉ 02
9395002-02BC08ZZ	 HARBOUR SIDE DINING CHAIR, NATURAL OAK / MOSS 022
9395002-028705ZZ	 HARBOUR SIDE DINING CHAIR, NATURAL OAK / FIORD 2 0751
<i>Shell with upholstery — Dark stained oak base</i>	
9395020-010300ZZ	 HARBOUR SIDE DINING CHAIR, DARK STAINED OAK / BOUCLÉ 02
9395001-010B00ZZ	 HARBOUR SIDE DINING CHAIR, DARK STAINED OAK / CHAMPION 041
9395002-01BC08ZZ	 HARBOUR SIDE DINING CHAIR, DARK STAINED OAK / MOSS 022
9395002-019R05ZZ	 HARBOUR SIDE DINING CHAIR, DARK STAINED OAK / FIORD 2 0961
9395004-010601ZZ	 HARBOUR SIDE DINING CHAIR, DARK STAINED OAK / DAKAR 0311
<i>Shell with upholstery — Black oak base</i>	
9395001-000A00ZZ	 HARBOUR SIDE DINING CHAIR, BLACK OAK / CHAMPION 035
9395002-00BC08ZZ	 HARBOUR SIDE DINING CHAIR, BLACK OAK / MOSS 022



HARBOUR SIDE DINING CHAIR, OAK BASE, UPHOLSTERED, material *naural oak / Bouclé 02*, designer *Norm Architects*
HARBOUR COLUMN TABLE, ROUND W/ STAR BASE, material *black steel / Kunis Breccia*, designer *Norm Architects*
HOUKIME RUG, material *beige*, designer *Nina Bruun*



HARBOUR SIDE DINING CHAIR, STAR BASE W/SWIVEL, PLASTIC
Designed by *Norm Architects*


[BACK TO START](#)

Dining chair with upholstered shell set on a solid oak base. All Harbour chairs have been upgraded with extra foam in the seat for better sitting comfort, increasing from 15 mm in thickness to 25 mm.



PRODUCT OPTIONS

Plastic shell



Star base



TECHNICAL SPECIFICATIONS

PRODUCT TYPE
Dining chair

COLLI
1

ENVIRONMENT
Indoor

DIMENSIONS
H: 81 cm / 31,5"
SH: 48 cm / 18,8"
D: 54,5 cm / 21,5"
W: 50 cm / 19,7"

PRODUCTION PROCESS
The shell is made using injection moulded polypropylene with fibreglass. The star base is die-cast aluminium and the column is made of extruded aluminium.

All new Harbour Dining Chairs with a swivel base or swivel with return have been upgraded with QuickClick gliders, as used on all other chairs in our collection.

The chairs are delivered with the plastic gliders attached and come with a bag of supplementary felt castors that allow you to easily switch from plastic to felt.

COLOUR

Shell
Black (RAL 9011)
Burned red (RAL 8015)
Khaki (RAL 1011)
Light grey (RAL 9002)
Olive (RAL 7002)
White (RAL 9016)

Base
Black (RAL 9005)
Polished aluminium

GLOSS
Gloss 10-20

MATERIALS

Shell
85% polypropylene, 15% fibreglass

Base
Cast, extruded aluminium

WEIGHT
13 kg / 28,7 lb

TEST
EN 1022:2005, L2
EN 1639:2013, L2

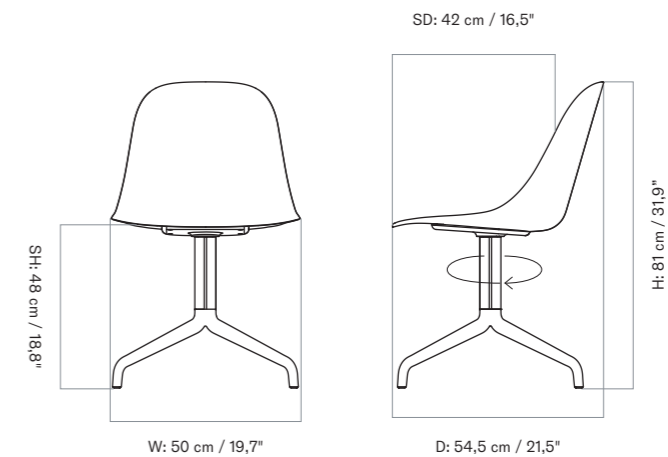
CERTIFICATIONS

Declare.

PACKAGING TYPE
Brown box

PACKAGING MEASUREMENTS
(H × W × D)
86 cm × 65 cm × 65 cm / 34" × 25,6" × 25,6"

MATERIALS & MAINTENANCE
Please see page 680 for materials, care and maintenance instructions.

















HARBOUR SIDE DINING CHAIR, STAR BASE W/SWIVEL, PLASTIC
Designed by *Norm Architects*

[BACK TO START](#)

QUICK SHIP OPTIONS
Selected combinations up to 4 weeks delivery time.

SKU	VARIANT
<i>Plastic Shell — Black aluminium</i>	
9396939-0000ZZZZ	 HARBOUR SIDE DINING CHAIR, STAR BASE W/ SWIVEL, BLACK ALUMINIUM / BLACK
9396939-0001ZZZZ	 HARBOUR SIDE DINING CHAIR, STAR BASE W/ SWIVEL, BLACK ALUMINIUM / BURNED RED
9396939-0002ZZZZ	 HARBOUR SIDE DINING CHAIR, STAR BASE W/ SWIVEL, BLACK ALUMINIUM / KHAKI
9396939-0003ZZZZ	 HARBOUR SIDE DINING CHAIR, STAR BASE W/ SWIVEL, BLACK ALUMINIUM / LIGHT GREY
9396939-0004ZZZZ	 HARBOUR SIDE DINING CHAIR, STAR BASE W/ SWIVEL, BLACK ALUMINIUM / OLIVE
9396939-0005ZZZZ	 HARBOUR SIDE DINING CHAIR, STAR BASE W/ SWIVEL, BLACK ALUMINIUM / WHITE

QUICK SHIP OPTIONS
Selected combinations up to 4 weeks delivery time.

SKU	VARIANT
<i>Plastic Shell — Polished aluminium</i>	
9396939-0200ZZZZ	 HARBOUR SIDE DINING CHAIR, STAR BASE W/ SWIVEL, POLISHED ALUMINIUM / BLACK
9396939-0201ZZZZ	 HARBOUR SIDE DINING CHAIR, STAR BASE W/ SWIVEL, POLISHED ALUMINIUM / BURNED RED
9396939-0202ZZZZ	 HARBOUR SIDE DINING CHAIR, STAR BASE W/ SWIVEL, POLISHED ALUMINIUM / KHAKI
9396939-0203ZZZZ	 HARBOUR SIDE DINING CHAIR, STAR BASE W/ SWIVEL, POLISHED ALUMINIUM / LIGHT GREY
9396939-0204ZZZZ	 HARBOUR SIDE DINING CHAIR, STAR BASE W/ SWIVEL, POLISHED ALUMINIUM / OLIVE
9396939-0205ZZZZ	 HARBOUR SIDE DINING CHAIR, STAR BASE W/ SWIVEL, POLISHED ALUMINIUM / WHITE



HARBOUR SIDE DINING CHAIR, STAR BASE W/SWIVEL, UPHOLSTERED
Designed by *Norm Architects*

[BACK TO START](#)

Dining chair with upholstered shell set on a polished aluminium or black powder coated aluminium star base with swivel. All Harbour chairs have been upgraded with extra foam in the seat for better sitting comfort, increasing from 15 mm in thickness to 25 mm.



PRODUCT OPTIONS

Shell



WITH UPHOLSTERY

Star base



BLACK POWDER
COATED ALUMINIUM



POLISHED ALUMINIUM

Spec options

Available in fabrics from our upholstery programme. Standard lead times apply.

For custom upholstery, please refer to the guiding textile/leather consumption:
COM: 0,59 m / 0,649 yds
COL: 0,88 m² / 9,4776 sqft

Prices excl. custom upholstery are equal to Price Category 1 Textile or Leather. Contact Sales support for approval of custom upholstery and to place your order.

The above textile consumption is only valid for textile rolls with a width equal to or greater than 140 cm. For smaller textile rolls, please contact Sales Support for guidance. For textile with pattern, please expect a higher usage for correct pattern fitting. Please contact Sales Support for guidance.

PRODUCT TYPE
Dining chair

COLLI
1

ENVIRONMENT
Indoor

DIMENSIONS
H: 81 cm / 31,5"
SH: 48 cm / 18,8"
D: 54,5 cm / 21,5"
W: 50 cm / 19,7"

PRODUCTION PROCESS
The shell is made using injection moulded polypropylene with fibreglass. The star base is die-cast aluminium and the column is made of extruded aluminium.

All new Harbour Dining Chairs with a swivel base or swivel with return have been upgraded with QuickClick gliders, as used on all other chairs in our collection.

The chairs are delivered with the plastic gliders attached and come with a bag of supplementary felt castors that allow you to easily switch from plastic to felt.

TECHNICAL SPECIFICATIONS

COLOUR

Shell with upholstery
Dependent upon selected upholstery

Base
Black (RAL 9005)
Polished aluminium

GLOSS
Gloss 10-20

MATERIALS

Shell
85% polypropylene, 15% fibreglass

Upholstered shell foam
CAL117 50 kg / 50N and 40 kg / 60N

Base
Cast, extruded aluminium

WEIGHT
13 kg / 28,7 lb

TEST
EN 1022:2005, L2
EN 1639:2013, L2

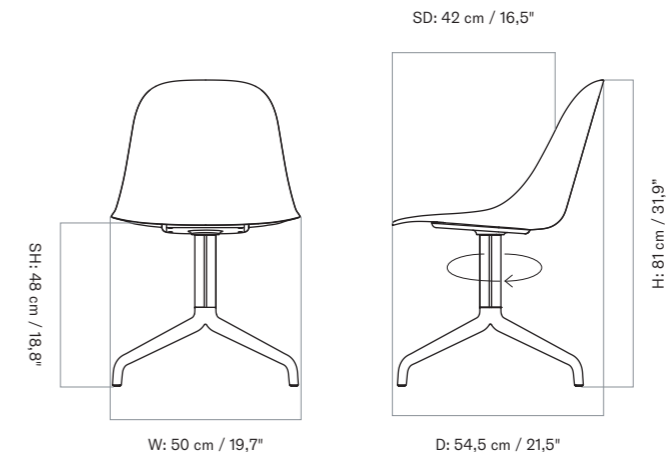
CERTIFICATIONS

Declare.

PACKAGING TYPE
Brown box

PACKAGING MEASUREMENTS
(H × W × D)
86 cm × 65 cm × 65 cm /
34" × 25,6" × 25,6"

MATERIALS & MAINTENANCE
Please see page 680 for materials, care and maintenance instructions.











HARBOUR SIDE DINING CHAIR, STAR BASE W/SWIVEL, UPHOLSTERED
Designed by *Norm Architects*

[BACK TO START](#)

SPEC OPTIONS
6–8 weeks delivery time

SKU	VARIANT
<i>Textile — Seat with upholstery — Black steel base</i>	
9396020	<i>Price Category 0</i> Audo Bouclé, Audo
9396001	<i>Price Category 1</i> Barnum Bouclé, Audo / Champion, JAB / Illusion, Nevotex / Hot Madison, JAB / Maple, Kvadrat / Remix 3, Kvadrat / Re-wool, Kvadrat
9396002	<i>Price Category 2</i> Canvas 2, Kvadrat / Clay, Kvadrat, Sahco / Colline 2, Kvadrat / Fiord 2, Kvadrat / Hallingdal 65, Kvadrat / Moss, Kvadrat, Sahco / Reflect, Kvadrat / Savanna, Kvadrat / Steelcut 2, Kvadrat / Steelcut Trio 3, Kvadrat
9396003	<i>Price Category 3</i> Arctic, JAB / Safire, Kvadrat, Sahco / Vidar 4, Kvadrat, Sahco / Zero, Kvadrat, Sahco
9396008	<i>Price Category 4</i> Doppiopanama, Dedar / Grand Mohair, Danish Art Weaving / Lupo, Dedar
<i>Leather — Seat with upholstery — Black steel base</i>	
9396004	<i>Price Category 1</i> Dakar, Nevotex / Ultra, Sørensen Leather
9396005	<i>Price Category 2</i> Dunes, Sørensen Leather / Nuance, Sørensen Leather
9396006	<i>Price Category 3</i> Royal Nubuck, Sørensen Leather
9396007	<i>Price Category 4</i> Elegance, Sørensen Leather

RECOMMENDED COMBINATIONS
Selected combinations 6–8 weeks delivery time.

SKU	VARIANT
<i>Shell with upholstery — Black aluminium</i>	
9396002-031600ZZ	 HARBOUR SIDE DINING CHAIR, STAR BASE W/SWIVEL, BLACK ALUMINIUM / CANVAS 2 0154
9396004-031H00ZZ	 HARBOUR SIDE DINING CHAIR, STAR BASE W/ SWIVEL, BLACK ALUMINIUM / DAKAR 0842
9396004-030600ZZ	 HARBOUR SIDE DINING CHAIR, STAR BASE W/SWIVEL, BLACK ALUMINIUM / DAKAR 0311
<i>Shell with upholstery — Polished aluminium</i>	
9396002-051600ZZ	 HARBOUR SIDEDINING CHAIR, STAR BASE W/SWIVEL, POLISHED ALUMINIUM /CANVAS 2 0154
9396004-051H00ZZ	 HARBOUR SIDE DINING CHAIR, STAR BASE W/ SWIVEL, POLISHED ALUMINIUM / DAKAR 0842
9396004-050300ZZ	 HARBOUR SIDE DINING CHAIR, STAR BASE W/SWIVEL, POLISHED ALUMINIUM / DAKAR 0250




HARBOUR SIDE DINING CHAIR, STAR BASE, SWIVEL W/RETURN, PLASTIC
Designed by *Norm Architects*

Dining chair with upholstered shell set on a polished aluminium or black powder coated aluminium star base with swivel. All Harbour chairs have been upgraded with extra foam in the seat for better sitting comfort, increasing from 15 mm in thickness to 25 mm.



PRODUCT OPTIONS

Plastic shell



Star base



TECHNICAL SPECIFICATIONS

PRODUCT TYPE
Dining chair

COLLI
1

ENVIRONMENT
Indoor

DIMENSIONS
H: 81 cm / 31,5"
SH: 48 cm / 18,8"
D: 54,5 cm / 21,5"
W: 50 cm / 19,7"

PRODUCTION PROCESS
The shell is made using injection moulded polypropylene with fibreglass. The star base is die-cast aluminium and the column is made of extruded aluminium.

All new Harbour Dining Chairs with a swivel base or swivel with return have been upgraded with QuickClick gliders, as used on all other chairs in our collection.

The chairs are delivered with the plastic gliders attached and come with a bag of supplementary felt castors that allow you to easily switch from plastic to felt.

COLOUR

Shell
Black (RAL 9011)
Burned red (RAL 8015)
Khaki (RAL 1011)
Light grey (RAL 9002)
Olive (RAL 7002)
White (RAL 9016)

Base
Black (RAL 9005)
Polished aluminium

GLOSS
Gloss 10-20

MATERIALS

Shell
85% polypropylene, 15% fibreglass

Base
Cast, extruded aluminium

WEIGHT
13 kg / 28,7 lb

TEST
EN 1022:2005, L2
EN 1639:2013, L2

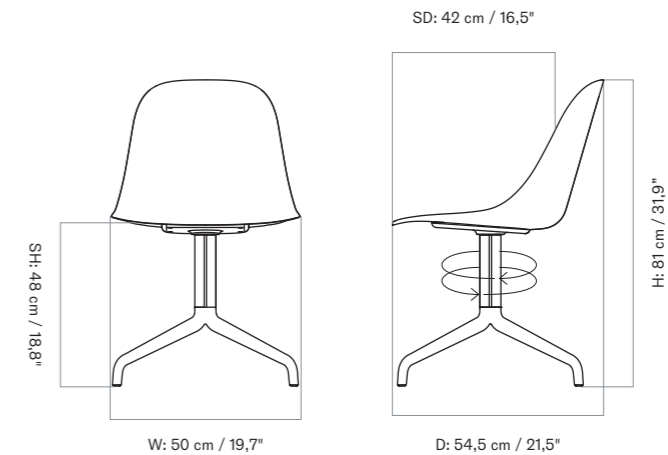
CERTIFICATIONS

Declare.

PACKAGING TYPE
Brown box

PACKAGING MEASUREMENTS
(H × W × D)
86 cm × 65 cm × 65 cm /
34" × 25,6" × 25,6"

MATERIALS & MAINTENANCE
Please see page 680 for materials, care and maintenance instructions.

















HARBOUR SIDE DINING CHAIR, STAR BASE, SWIVEL W/RETURN, PLASTIC
Designed by *Norm Architects*

[BACK TO START](#)

QUICK SHIP OPTIONS
Selected combinations up to 4 weeks delivery time.

SKU	VARIANT
<i>Plastic Shell — Black aluminium</i>	
9397939-0000ZZZZ	 HARBOUR SIDE DINING CHAIR, STAR BASE, SWIVEL W/RETURN, BLACK ALUMINIUM / BLACK
9397939-0001ZZZZ	 HARBOUR SIDE DINING CHAIR, STAR BASE, SWIVEL W/RETURN, BLACK ALUMINIUM / BURNED RED
9397939-0002ZZZZ	 HARBOUR SIDE DINING CHAIR, STAR BASE, SWIVEL W/RETURN, BLACK ALUMINIUM / KHAKI
9397939-0003ZZZZ	 HARBOUR SIDE DINING CHAIR, STAR BASE, SWIVEL W/RETURN, BLACK ALUMINIUM / LIGHT GREY
9397939-0004ZZZZ	 HARBOUR SIDE DINING CHAIR, STAR BASE, SWIVEL W/RETURN, BLACK ALUMINIUM / OLIVE
9397939-0005ZZZZ	 HARBOUR SIDE DINING CHAIR, STAR BASE, SWIVEL W/RETURN, BLACK ALUMINIUM / WHITE

QUICK SHIP OPTIONS
Selected combinations up to 4 weeks delivery time.

SKU	VARIANT
<i>Plastic Shell — Polished aluminium</i>	
9397939-0200ZZZZ	 HARBOUR SIDE DINING CHAIR, STAR BASE, SWIVEL W/RETURN, POLISHED ALUMINIUM / BLACK
9397939-0201ZZZZ	 HARBOUR SIDE DINING CHAIR, STAR BASE, SWIVEL W/RETURN, POLISHED ALUMINIUM / BURNED RED
9397939-0202ZZZZ	 HARBOUR SIDE DINING CHAIR, STAR BASE, SWIVEL W/RETURN, POLISHED ALUMINIUM / KHAKI
9397939-0203ZZZZ	 HARBOUR SIDE DINING CHAIR, STAR BASE, SWIVEL W/RETURN, POLISHED ALUMINIUM / LIGHT GREY
9397939-0204ZZZZ	 HARBOUR SIDE DINING CHAIR, STAR BASE, SWIVEL W/RETURN, POLISHED ALUMINIUM / OLIVE
9397939-0205ZZZZ	 HARBOUR SIDE DINING CHAIR, STAR BASE, SWIVEL W/RETURN, POLISHED ALUMINIUM / WHITE



HARBOUR SIDE DINING CHAIR, STAR BASE, SWIVEL W/RETURN, UPH.
Designed by *Norm Architects*

Dining chair with upholstered shell set on a polished aluminium or black powder coated aluminium star base with return swivel. All Harbour chairs have been upgraded with extra foam in the seat for better sitting comfort, increasing from 15 mm in thickness to 25 mm.



PRODUCT OPTIONS

Shell



WITH UPHOLSTERY

Star base



BLACK POWDER
COATED ALUMINIUM



POLISHED ALUMINIUM

Spec options

Available in fabrics from our upholstery programme. Standard lead times apply.

For custom upholstery, please refer to the guiding textile/leather consumption:
COM: 0,59 m / 0,649 yds
COL: 0,88 m² / 9,4776 sqft

Prices excl. custom upholstery are equal to Price Category 1 Textile or Leather. Contact Sales support for approval of custom upholstery and to place your order.

The above textile consumption is only valid for textile rolls with a width equal to or greater than 140 cm. For smaller textile rolls, please contact Sales Support for guidance. For textile with pattern, please expect a higher usage for correct pattern fitting. Please contact Sales Support for guidance.

PRODUCT TYPE
Dining chair

COLLI
1

ENVIRONMENT
Indoor

DIMENSIONS
H: 81 cm / 31,5"
SH: 48 cm / 18,8"
D: 54,5 cm / 21,5"
W: 50 cm / 19,7"

PRODUCTION PROCESS
The shell is made using injection moulded polypropylene with fibreglass. The star base is die-cast aluminium and the column is made of extruded aluminium.

All new Harbour Dining Chairs with a swivel base or swivel with return have been upgraded with QuickClick gliders, as used on all other chairs in our collection.

The chairs are delivered with the plastic gliders attached and come with a bag of supplementary felt castors that allow you to easily switch from plastic to felt.

TECHNICAL SPECIFICATIONS

COLOUR
Shell with upholstery
Dependent upon selected upholstery

Base
Black (RAL 9005)
Polished aluminium

GLOSS
Gloss 10-20

MATERIALS
Shell
85% polypropylene, 15% fibreglass

Upholstered shell foam
CAL117 50 kg / 50N and 40 kg / 60N

Base
Cast, extruded aluminium

WEIGHT
13 kg / 28,7 lb

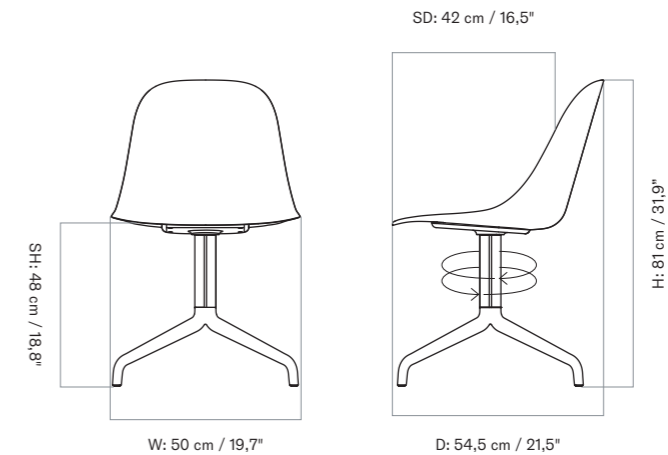
TEST
EN 1022:2005, L2
EN 1639:2013, L2

CERTIFICATIONS
Declare.

PACKAGING TYPE
Brown box

PACKAGING MEASUREMENTS
(H × W × D)
86 cm × 65 cm × 65 cm / 34" × 25,6" × 25,6"

MATERIALS & MAINTENANCE
Please see page 680 for materials, care and maintenance instructions.









HARBOUR SIDE DINING CHAIR, STAR BASE, SWIVEL W/RETURN, UPH.
Designed by *Norm Architects*

[BACK TO START](#)

SPEC OPTIONS
6–8 weeks delivery time

SKU	VARIANT
<i>Textile — Seat with upholstery — Black steel base</i>	
9397020	<i>Price Category 0</i> Audo Bouclé, Audo
9397001	<i>Price Category 1</i> Barnum Bouclé, Audo / Champion, JAB / Illusion, Nevotex / Hot Madison, JAB / Maple, Kvadrat / Remix 3, Kvadrat / Re-wool, Kvadrat
9397002	<i>Price Category 2</i> Canvas 2, Kvadrat / Clay, Kvadrat, Sahco / Colline 2, Kvadrat / Fiord 2, Kvadrat / Hallingdal 65, Kvadrat / Moss, Kvadrat, Sahco / Reflect, Kvadrat / Savanna, Kvadrat / Steelcut 2, Kvadrat / Steelcut Trio 3, Kvadrat
9397003	<i>Price Category 3</i> Arctic, JAB / Safire, Kvadrat, Sahco / Vidar 4, Kvadrat, Sahco / Zero, Kvadrat, Sahco
9397008	<i>Price Category 4</i> Doppiopanama, Dedar / Grand Mohair, Danish Art Weaving / Lupo, Dedar
<i>Leather — Seat with upholstery — Black steel base</i>	
9397004	<i>Price Category 1</i> Dakar, Nevotex / Ultra, Sørensen Leather
9397005	<i>Price Category 2</i> Dunes, Sørensen Leather / Nuance, Sørensen Leather
9397006	<i>Price Category 3</i> Royal Nubuck, Sørensen Leather
9397007	<i>Price Category 4</i> Elegance, Sørensen Leather

RECOMMENDED COMBINATIONS
Selected combinations 6–8 weeks delivery time.

SKU	VARIANT
<i>Textile — Shell with upholstery — Black aluminium</i>	
9397002-031600ZZ	 HARBOUR SIDE DINING CHAIR, STAR BASE, SWIVEL W/RETURN, BLACK ALUMINIUM / CANVAS 2 0154
9397004-030600ZZ	 HARBOUR SIDE DINING CHAIR, STAR BASE, SWIVEL W/RETURN, BLACK ALUMINIUM / DAKAR 0311
<i>Textile — Shell with upholstery — Polished aluminium</i>	
9397002-051600ZZ	 HARBOUR SIDE DINING CHAIR, STAR BASE, SWIVEL W/RETURN, POLISHED ALUMINIUM / CANVAS 2 0154
9397004-050300ZZ	 HARBOUR SIDE DINING CHAIR, STAR BASE, SWIVEL W/RETURN, POLISHED ALUMINIUM / DAKAR 0250




HARBOUR SIDE DINING CHAIR, STAR BASE, W/CASTERS, PLASTIC
Designed by *Norm Architects*

Dining chair with bare shell set on a polished aluminium or black powder coated aluminium star base with casters.



PRODUCT OPTIONS

Plastic shell



Star base with casters



TECHNICAL SPECIFICATIONS

PRODUCT TYPE
Dining chair

COLLI
1

ENVIRONMENT
Indoor

DIMENSIONS
H: 81 cm / 31,5"
SH: 48 cm / 18,8"
D: 55,5 cm / 21,9"
W: 50 cm / 19,7"

PRODUCTION PROCESS
The shell is made using injection moulded polypropylene with fibreglass. The star base is die-cast aluminium and the column is made of extruded aluminium.

COLOUR

Shell without upholstery
Black (RAL 9011)
Burned red (RAL 8015)
Khaki (RAL 1011)
Light grey (RAL 9002)
Olive (RAL 7002)
White (RAL 9016)

Base
Black (RAL 9005)
Polished aluminium

GLOSS
Gloss 10-20

MATERIALS

Shell
85% polypropylene, 15% fibreglass

Base
Cast, extruded aluminium.

Casters for powder coated *base*
PA6, PUR

Casters for polished aluminium *base*
Aluminium, PA6, PUR

WEIGHT
14 kg / 30,9 lb

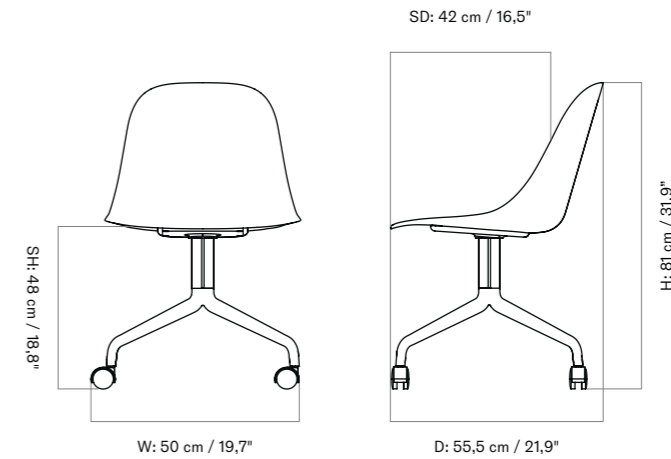
TEST
N / A

CERTIFICATIONS
Declare.

PACKAGING TYPE
Brown box

PACKAGING MEASUREMENTS
(H x W x D)
86 cm x 65 cm x 65 cm /
34" x 25,6" x 25,6"

MATERIALS & MAINTENANCE
Please see page 680 for materials, care and maintenance instructions.

















HARBOUR SIDE DINING CHAIR, STAR BASE, W/CASTERS, PLASTIC
Designed by *Norm Architects*

[BACK TO START](#)

QUICK SHIP OPTIONS
Selected combinations up to 4 weeks delivery time.

SKU	VARIANT
<i>Plastic Shell — Black aluminium</i>	
9398939-0000ZZZZ	 HARBOUR SIDE DINING CHAIR, STAR BASE W/ CASTERS, BLACK ALUMINIUM / BLACK
9398939-0001ZZZZ	 HARBOUR SIDE DINING CHAIR, STAR BASE W/CASTERS, BLACK ALUMINIUM / BURNED RED
9398939-0002ZZZZ	 HARBOUR SIDE DINING CHAIR, STAR BASE W/CASTERS, BLACK ALUMINIUM / KHAKI
9398939-0003ZZZZ	 HARBOUR SIDE DINING CHAIR, STAR BASE W/ CASTERS, BLACK ALUMINIUM / LIGHT GREY
9398939-0004ZZZZ	 HARBOUR SIDE DINING CHAIR, STAR BASE W/CASTERS, BLACK ALUMINIUM / OLIVE
9398939-0005ZZZZ	 HARBOUR SIDE DINING CHAIR, STAR BASE W/ CASTERS, BLACK ALUMINIUM / WHITE

QUICK SHIP OPTIONS
Selected combinations up to 4 weeks delivery time.

SKU	VARIANT
<i>Plastic Shell — Polished aluminium</i>	
9398939-0200ZZZZ	 HARBOUR SIDE DINING CHAIR, STAR BASE W/ CASTERS, POLISHED ALUMINIUM / BLACK
9398939-0201ZZZZ	 HARBOUR SIDE DINING CHAIR, STAR BASE W/ CASTERS, POLISHED ALUMINIUM / BURNED RED
9398939-0202ZZZZ	 HARBOUR SIDE DINING CHAIR, STAR BASE W/ CASTERS, POLISHED ALUMINIUM / KHAKI
9398939-0203ZZZZ	 HARBOUR SIDE DINING CHAIR, STAR BASE W/ CASTERS, POLISHED ALUMINIUM / LIGHT GREY
9398939-0204ZZZZ	 HARBOUR SIDE DINING CHAIR, STAR BASE W/ CASTERS, POLISHED ALUMINIUM / OLIVE
9398939-0205ZZZZ	 HARBOUR SIDE DINING CHAIR, STAR BASE W/ CASTERS, POLISHED ALUMINIUM / WHITE



HARBOUR SIDE DINING CHAIR, STAR BASE, W/CASTERS, UPHOLSTERED
Designed by *Norm Architects*

[BACK TO START](#)

Dining chair with upholstered shell set on a polished aluminium or black powder coated aluminium star base with casters. All Harbour chairs have been upgraded with extra foam in the seat for better sitting comfort, increasing from 15 mm in thickness to 25 mm.



PRODUCT OPTIONS

Shell



WITH UPHOLSTERY

Star base



BLACK POWDER
COATED ALUMINIUM



POLISHED ALUMINIUM

Spec options

Available in fabrics from our upholstery programme. Standard lead times apply.

For custom upholstery, please refer to the guiding textile/leather consumption:
COM: 0,59 m / 0,649 yds
COL: 0,88 m² / 9,4776 sqft

Prices excl. custom upholstery are equal to Price Category 1 Textile or Leather. Contact Sales support for approval of custom upholstery and to place your order.

The above textile consumption is only valid for textile rolls with a width equal to or greater than 140 cm. For smaller textile rolls, please contact Sales Support for guidance. For textile with pattern, please expect a higher usage for correct pattern fitting. Please contact Sales Support for guidance.

TECHNICAL SPECIFICATIONS

PRODUCT TYPE
Dining chair

COLLI
1

ENVIRONMENT
Indoor

DIMENSIONS
H: 81 cm / 31,5"
SH: 48 cm / 18,8"
D: 55,5 cm / 21,9"
W: 50 cm / 19,7"

PRODUCTION PROCESS
The shell is made using injection moulded polypropylene with fibreglass. The star base is die-cast aluminium and the column is made of extruded aluminium.

COLOUR

Shell with upholstery
Dependent upon selected upholstery

Base
Black (RAL 9005)
Polished aluminium

GLOSS
Gloss 10-20

MATERIALS

Shell
85% polypropylene, 15% fibreglass

Upholstered shell foam
CAL117 50 kg / 50N and 40 kg / 60N

Base
Cast, extruded aluminium.

Casters for powder coated base
PA6, PUR

Casters for polished aluminium base
Aluminium, PA6, PUR

WEIGHT
14 kg / 30,9 lb

TEST
N / A

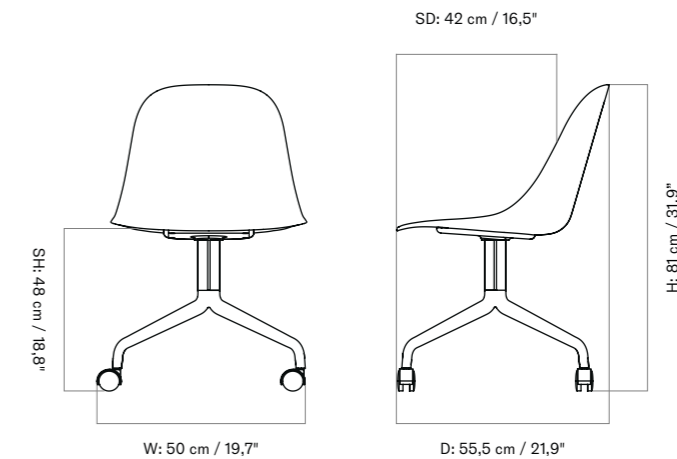
CERTIFICATIONS

Declare.

PACKAGING TYPE
Brown box

PACKAGING MEASUREMENTS
(H x W x D)
86 cm x 65 cm x 65 cm /
34" x 25,6" x 25,6"

MATERIALS & MAINTENANCE
Please see page 680 for materials, care and maintenance instructions.





HARBOUR SIDE DINING CHAIR, STAR BASE, W/CASTERS, UPHOLSTERED
Designed by *Norm Architects*


[BACK TO START](#)

SPEC OPTIONS
6–8 weeks delivery time

SKU	VARIANT
<i>Textile — Seat with upholstery — Black steel base</i>	
9398020	<i>Price Category 0</i> Audo Bouclé, Audo
9398001	<i>Price Category 1</i> Barnum Bouclé, Audo / Champion, JAB / Illusion, Nevotex / Hot Madison, JAB / Maple, Kvadrat / Remix 3, Kvadrat / Re-wool, Kvadrat
9398002	<i>Price Category 2</i> Canvas 2, Kvadrat / Clay, Kvadrat, Sahco / Colline 2, Kvadrat / Fiord 2, Kvadrat / Hallingdal 65, Kvadrat / Moss, Kvadrat, Sahco / Reflect, Kvadrat / Savanna, Kvadrat / Steelcut 2, Kvadrat / Steelcut Trio 3, Kvadrat
9398003	<i>Price Category 3</i> Arctic, JAB / Safire, Kvadrat, Sahco / Vidar 4, Kvadrat, Sahco / Zero, Kvadrat, Sahco
9398008	<i>Price Category 4</i> Doppiopanama, Dedar / Grand Mohair, Danish Art Weaving / Lupo, Dedar
<i>Leather — Seat with upholstery — Black steel base</i>	
9398004	<i>Price Category 1</i> Dakar, Nevotex / Ultra, Sørensen Leather
9398005	<i>Price Category 2</i> Dunes, Sørensen Leather / Nuance, Sørensen Leather
9398006	<i>Price Category 3</i> Royal Nubuck, Sørensen Leather
9398007	<i>Price Category 4</i> Elegance, Sørensen Leather

RECOMMENDED COMBINATIONS
Selected combinations 6–8 weeks delivery time.

SKU	VARIANT
<i>Textile — Shell with upholstery — Black aluminium</i>	
9398002-031500ZZ	 HARBOUR SIDE DINING CHAIR, STAR BASE W/CASTERS, BLACK ALUMINIUM / CANVAS 2 0154
9398004-030600ZZ	 HARBOUR SIDE DINING CHAIR, STAR BASE W/CASTERS, BLACK ALUMINIUM / DAKAR 0311
<i>Textile — Shell with upholstery — Polished aluminium</i>	
9398002-051500ZZ	 HARBOUR SIDE DINING CHAIR, STAR BASE W/CASTERS, POLISHED ALUMINIUM / CANVAS 2 0154
9398004-050300ZZ	 HARBOUR SIDE DINING CHAIR, STAR BASE W/CASTERS, POLISHED ALUMINIUM / DAKAR 0250

 Veneer →

 Seat Upholstered →

 Front Upholstered →

Row Connection →



READY DINING CHAIR, VENEER, material *red painted oak*, designer *Matias Møllenbach & Nick Rasmussen*
ANDROGYNE DINING TABLE, material *dark stained oak*, designer *Danielle Siggerud*



READY DINING CHAIR, VENEER
Designed by *Matias Møllenbach & Nick Rasmussen*

[BACK TO START](#)

A distinct and contemporary interpretation of the all-wood chair, the Ready Chair is crafted from moulded wood veneer to highlight the fluid curves of the body. Available in natural, red stained or black painted oak with a water based lacquered finish, the pared-back dining chair showcases precise craft and natural materials to functionally beautiful effect.

If you wish to receive Row Connectors for your chairs and ensure pre-drilled compatibility, please order them when placing the order for the chairs.



PRODUCT OPTIONS

Shell



NATURAL OAK



RED STAINED OAK



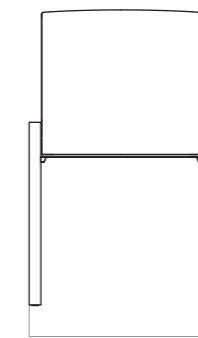
BLACK PAINTED OAK

STOCK OPTIONS

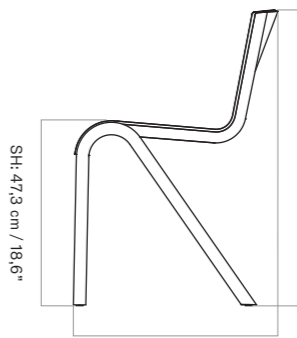
SKU	VARIANT
8201100-00ZZZZZZ	READY DINING CHAIR, NATURAL OAK
8201100-01ZZZZZZ	READY DINING CHAIR, RED STAINED OAK
8201100-02ZZZZZZ	READY DINING CHAIR, BLACK PAINTED OAK

TECHNICAL SPECIFICATIONS

PRODUCT TYPE Chair	COLOUR Natural oak Red stained oak Black painted oak	CERTIFICATIONS Crafted from FSC certified wood Declare.
COLLI 1	GLOSS Gloss 5-10	PACKAGING TYPE Brown box
ENVIRONMENT Indoor	MATERIALS Beech wood, oak veneer, PA plastic glides,	PACKAGING MEASUREMENTS (H x W x D) 92 cm x 60 cm x 51 cm / 36,2" x 23,6" x 20"
DIMENSIONS H: 78 cm / 30,7" SH: 47,3 cm / 18,6" D: 50 cm / 19,7" W: 47,5 cm / 18,7"	WEIGHT 4,5 kg / 9,9 lb	MATERIALS & MAINTENANCE Please see page 680 for materials, care and maintenance instructions.
PRODUCTION PROCESS Press bended plywood, CNC cut to shape the parts. Assembled glued and lacquered.	TEST EN1022:2005, L2 EN16139:2013, L2	



W: 47,5 cm / 18,7"



SH: 47,3 cm / 18,6"

H: 78 cm / 30,7"

D: 50 cm / 19,7"



READY DINING CHAIR, SEAT UPHOLSTERED
Designed by *Matias Møllenbach & Nick Rasmussen*

[BACK TO START](#)

A distinct and contemporary interpretation of the all-wood chair, the Ready Chair is crafted from moulded wood veneer to highlight the fluid curves of the body. Available in natural, red stained or black painted oak with a water based lacquered finish with a seat upholstery, the pared-back dining chair showcases precise craft and natural materials to functionally beautiful effect.

If you wish to receive Row Connectors for your chairs and ensure pre-drilled compatibility, please order them when placing the order for the chairs.



PRODUCT OPTIONS

Seat



UPHOLSTERED

Solid oak base



NATURAL OAK

RED STAINED OAK

BLACK PAINTED OAK

Spec options

Available in fabrics from our upholstery programme. Standard lead times apply.

For custom upholstery, please refer to the guiding textile/leather consumption:
COM: 0,59 m / 0,649 yds
COL: 0,88 m² / 9,4776 sqft

Prices excl. custom upholstery are equal to Price Category 1 Textile or Leather. Contact Sales support for approval of custom upholstery and to place your order.

The above textile consumption is only valid for textile rolls with a width equal to or greater than 140 cm. For smaller textile rolls, please contact Sales Support for guidance. For textile with pattern, please expect a higher usage for correct pattern fitting. Please contact Sales Support for guidance.

TECHNICAL SPECIFICATIONS

PRODUCT TYPE
Chair

COLLI
1

ENVIRONMENT
Indoor

DIMENSIONS
H: 78 cm / 30,7"
SH: 48,3 cm / 19"
D: 50 cm / 19,7"
W: 47,5 cm / 18,7"

PRODUCTION PROCESS
Press bended plywood, CNC cut to shape the parts. Assembled glued and lacquered.

COLOUR
Seat with upholstery
Depends upon selected upholstery

Base
Natural oak
Red stained oak
Black painted oak

GLOSS
Gloss 5-10

MATERIALS
Beech wood, oak veneer, PA plastic glides, foam and upholstery

WEIGHT
6,4 kg / 14,1 l

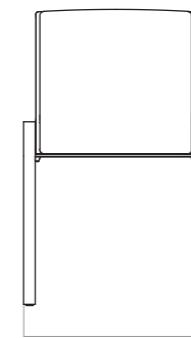
TEST
EN1022:2005, L2
EN16139:2013, L2

CERTIFICATIONS
Crafted from FSC certified wood

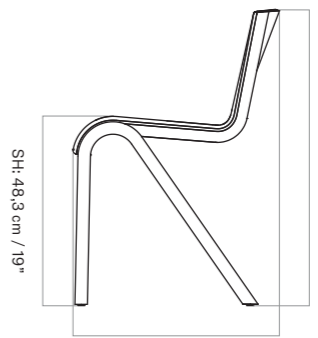
PACKAGING TYPE
Brown box

PACKAGING MEASUREMENTS
(H x W x D)
92 cm x 60 cm x 51 cm /
36,2" x 23,6" x 20"

MATERIALS & MAINTENANCE
Please see page 680 for materials, care and maintenance instructions.



W: 47,5 cm / 18,7"



SH: 48,3 cm / 19"

H: 78 cm / 30,7"

D: 50 cm / 19,7"













READY DINING CHAIR, SEAT UPHOLSTERED
Designed by *Matias Møllenbach & Nick Rasmussen*

[BACK TO START](#)

SPEC OPTIONS
6–8 weeks delivery time

SKU	VARIANT
<i>Textile — Seat with upholstery — Black steel base</i>	
8202000	<i>Price Category 0</i> Audo Bouclé, Audo
8202001	<i>Price Category 1</i> Barnum Bouclé, Audo / Champion, JAB / Illusion, Nevotex / Hot Madison, JAB / Maple, Kvadrat / Remix 3, Kvadrat / Re-wool, Kvadrat
8202002	<i>Price Category 2</i> Canvas 2, Kvadrat / Clay, Kvadrat, Sahco / Colline 2, Kvadrat / Fiord 2, Kvadrat / Hallingdal 65, Kvadrat / Moss, Kvadrat, Sahco / Reflect, Kvadrat / Savanna, Kvadrat / Steelcut 2, Kvadrat / Steelcut Trio 3, Kvadrat
8202003	<i>Price Category 3</i> Arctic, JAB / Safire, Kvadrat, Sahco / Vidar 4, Kvadrat, Sahco / Zero, Kvadrat, Sahco
8202004	<i>Price Category 4</i> Doppiopanama, Dedar / Grand Mohair, Danish Art Weaving / Lupo, Dedar
<i>Leather — Seat with upholstery — Black steel base</i>	
8222001	<i>Price Category 1</i> Dakar, Nevotex / Envy, Sørensens Leather / Ultra, Sørensens Leather
8222002	<i>Price Category 2</i> Dunes, Sørensens Leather / Nuance, Sørensens Leather
8222003	<i>Price Category 3</i> Royal Nubuck, Sørensens Leather

RECOMMENDED COMBINATIONS
Selected combinations 6–8 weeks delivery time.

SKU	VARIANT
<i>Textile — Seat with upholstery</i>	
8202000-000000ZZ	 READY DINING CHAIR, NATURAL OAK / AUDO BOUCLÉ 02
8202000-000200ZZ	 READY DINING CHAIR, NATURAL OAK / AUDO BOUCLÉ 08
8202000-020000ZZ	 READY DINING CHAIR, RED STAINED OAK / AUDO BOUCLÉ 02
8202000-040100ZZ	 READY DINING CHAIR, BLACK PAINTED OAK / AUDO BOUCLÉ 06
8202002-000000ZZ	 READY DINING CHAIR, NATURAL OAK / HALLINGDAL 65 0200
8202002-04A800ZZ	 READY DINING CHAIR, BLACK PAINTED OAK / HALLINGDAL 65 0370
8202002-020101ZZ	 READY DINING CHAIR, RED STAINED OAK / CANVAS 2 356
<i>Leather — Seat with upholstery</i>	
8222001-000000ZZ	 READY DINING CHAIR, NATURAL OAK / DAKAR 0250
8222001-020U00ZZ	 READY DINING CHAIR, RED STAINED OAK / DAKAR 0842
8222001-040U00ZZ	 READY DINING CHAIR, BLACK PAINTED OAK / DAKAR 0842



READY DINING CHAIR, FRONT UPHOLSTERED
Designed by *Matias Møllenbach & Nick Rasmussen*

[BACK TO START](#)

A distinct and contemporary interpretation of the all-wood chair, the Ready Chair is crafted from moulded wood veneer to highlight the fluid curves of the body. Available in natural, red stained or black painted oak with a water based lacquered finish with full front upholstery, the pared-back dining chair showcases precise craft and natural materials to functionally beautiful effect.

If you wish to receive Row Connectors for your chairs and ensure pre-drilled compatibility, please order them when placing the order for the chairs.



PRODUCT OPTIONS

Seat



UPHOLSTERED

Solid oak base



NATURAL OAK



RED STAINED OAK



BLACK PAINTED OAK

Spec options

Available in fabrics from our upholstery programme. Standard lead times apply.

For custom upholstery, please refer to the guiding textile/leather consumption:
COM: 0,59 m / 0,649 yds
COL: 0,88 m² / 9,4776 sqft

Prices excl. custom upholstery are equal to Price Category 1 Textile or Leather. Contact Sales support for approval of custom upholstery and to place your order.

The above textile consumption is only valid for textile rolls with a width equal to or greater than 140 cm. For smaller textile rolls, please contact Sales Support for guidance. For textile with pattern, please expect a higher usage for correct pattern fitting. Please contact Sales Support for guidance.

TECHNICAL SPECIFICATIONS

PRODUCT TYPE
Chair

COLLI
1

ENVIRONMENT
Indoor

DIMENSIONS
H: 78 cm / 30,7"
SH: 48,3 cm / 19"
D: 50 cm / 19,7"
W: 47,5 cm / 18,7"

PRODUCTION PROCESS
Press bended plywood, CNC cut to shape the parts. Assembled glued and lacquered.

COLOUR
Shell with upholstery
Depends upon selected upholstery

Base
Natural oak
Red stained oak
Black painted oak

GLOSS
Gloss 5-10

MATERIALS
Beech wood, oak veneer, PA plastic glides, foam and upholstery

WEIGHT
6,4 kg / 14,1 lb

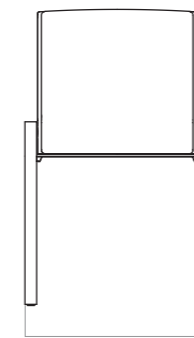
TEST
EN1022:2005, L2
EN16139:2013, L2

CERTIFICATIONS
Crafted from FSC certified wood

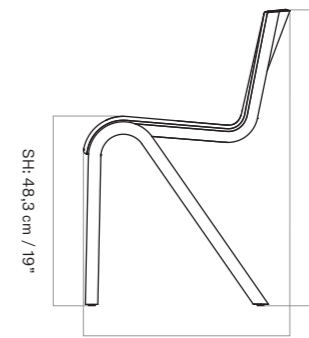
PACKAGING TYPE
Brown box

PACKAGING MEASUREMENTS
(H x W x D)
92 cm x 60 cm x 51 cm /
36,2" x 23,6" x 20"

MATERIALS & MAINTENANCE
Please see page 680 for materials, care and maintenance instructions.



W: 47,5 cm / 18,7"



SH: 48,3 cm / 19"

D: 50 cm / 19,7"

H: 78 cm / 30,7"












READY DINING CHAIR, FRONT UPHOLSTERED
Designed by *Matias Møllenbach & Nick Rasmussen*

[BACK TO START](#)

SPEC OPTIONS
6–8 weeks delivery time

SKU	VARIANT
<i>Textile — Seat with upholstery — Black steel base</i>	
8201000	<i>Price Category 0</i> Audo Bouclé, Audo
8201001	<i>Price Category 1</i> Barnum Bouclé, Audo / Champion, JAB / Illusion, Nevotex / Hot Madison, JAB / Maple, Kvadrat / Remix 3, Kvadrat / Re-wool, Kvadrat
8201002	<i>Price Category 2</i> Canvas 2, Kvadrat / Clay, Kvadrat, Sahco / Colline 2, Kvadrat / Fiord 2, Kvadrat / Hallingdal 65, Kvadrat / Moss, Kvadrat, Sahco / Reflect, Kvadrat / Savanna, Kvadrat / Steelcut 2, Kvadrat / Steelcut Trio 3, Kvadrat
8201003	<i>Price Category 3</i> Arctic, JAB / Safire, Kvadrat, Sahco / Vidar 4, Kvadrat, Sahco / Zero, Kvadrat, Sahco
8201004	<i>Price Category 4</i> Doppiopanama, Dedar / Grand Mohair, Danish Art Weaving / Lupo, Dedar
<i>Leather — Seat with upholstery — Black steel base</i>	
8201101	<i>Price Category 1</i> Dakar, Nevotex / Envy, Sørensens Leather / Ultra, Sørensens Leather
8201102	<i>Price Category 2</i> Dunes, Sørensens Leather / Nuance, Sørensens Leather
8201103	<i>Price Category 3</i> Royal Nubuck, Sørensens Leather

RECOMMENDED COMBINATIONS
Selected combinations 6–8 weeks delivery time.

SKU	VARIANT
<i>Textile — Front upholstered</i>	
8201000-020000ZZ	 READY DINING CHAIR, NATURAL OAK / AUDO BOUCLÉ 02
8201000-030000ZZ	 READY DINING CHAIR, RED STAINED OAK / AUDO BOUCLÉ 02
8201000-050100ZZ	 READY DINING CHAIR, BLACK PAINTED OAK / AUDO BOUCLÉ 06
8201002-000000ZZ	 READY DINING CHAIR, NATURAL OAK / HALLINGDAL 65 0200
8201002-044B00ZZ	 READY DINING CHAIR, BLACK PAINTED OAK / HALLINGDAL 65 0370
8201002-020101ZZ	 READY DINING CHAIR, RED STAINED OAK / CANVAS 2 356
<i>Leather — Front upholstered</i>	
8201101-000000ZZ	 READY DINING CHAIR, NATURAL OAK / DAKAR 0250
8201101-020U00ZZ	 READY DINING CHAIR, RED STAINED OAK / DAKAR 0842
8201101-040U00ZZ	 READY DINING CHAIR, BLACK PAINTED OAK / DAKAR 0842

READY DINING CHAIR ROW CONNECTION
 Designed by *Møllenbach & Nick Rasmussen*

Row Connection allows you to join individual Ready Dining Chairs together in a line, making it ideal for use in conference facilities. The bracket is made of strong aluminium and is easy to connect and disconnect. The connecting bracket can be tucked under the seat when not in use. The Ready Dining Chair can be stacked with 10 chairs with and without the Row Connection.



If you wish to receive Row Connectors for your chairs and ensure pre-drilled compatibility, please order them when placing the order for the chairs.

QUICK SHIP OPTIONS
Selected combinations up to 4 weeks delivery time.


SKU	VARIANT
8201011	ROW CONNECTION FOR READY DINING CHAIR

TECHNICAL SPECIFICATIONS

PRODUCT TYPE Connector	PRODUCTION PROCESS Extruded CNC cutted profile	TEST N / A
COLLI 1	COLOUR Aluminium	CERTIFICATIONS N / A
ENVIRONMENT Indoor	GLOSS Mat Aluminium	PACKAGING TYPE Clear poly bag
DIMENSIONS L: 25 cm / 9,8" W: 10 cm / 4" D: 2,5 cm / 1"	MATERIALS Aluminium	PACKAGING MEASUREMENTS (H x W x D) N / A
	WEIGHT 400 g / 0,88 lb	MATERIALS & MAINTENANCE Please see page 680 for materials, care and maintenance instructions.



 Merkur Dining Chair, Oak →

 Merkur Dining Chair, Seat Upholstered →

 Merkur Dining Chair w/Armrest, Oak →

 Merkur Dining Chair w/Armrest, Seat Upholstered →



MERKUR DINING CHAIR, OAK
Designed by *Skogstad & Wærnes*

[BACK TO START](#)

Originally designed for the historic Oslo Stock Exchange and named after the Roman god of trade, Merkur is a contemporary remake of the archetypal dining chair, refined and elegant in its expression thanks to its considered combination of traditional craftsmanship techniques, timeless form and modern function.

PRODUCT OPTIONS



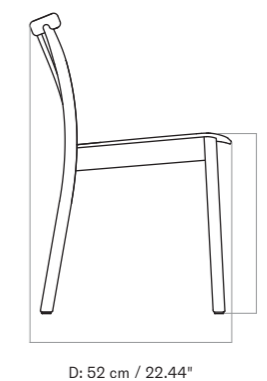
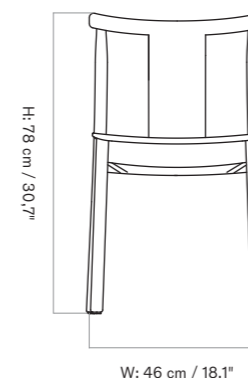
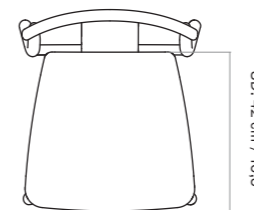
RECOMMENDED COMBINATIONS
Selected combinations 6–8 weeks delivery time.

SKU	VARIANT
130000	MERKUR, DINING CHAIR, NATURAL OAK
130001	MERKUR, DINING CHAIR, BLACK OAK



TECHNICAL SPECIFICATIONS

PRODUCT TYPE Dining chair	COLOUR Black (RAL 9005) Natural oak	TEST EN16139:2013, L2
COLLI 1	GLOSS Gloss 8	CERTIFICATIONS TSCA title IV compliant
ENVIRONMENT Indoor	MATERIALS Solid oak & plywood	PACKAGING TYPE Brown box
DIMENSIONS H: 78 cm / 30,7" SH: 46 cm / 18,1" W: 46 cm / 18,1" D: 52 cm / 20,44" SD: 42 cm / 16,5"	WEIGHT 4,3 kg / 9,47 lb	PACKAGING MEASUREMENTS (H × W × D) 83 cm × 50 cm × 54 cm / 32,67" × 19,69" × 21,25"
PRODUCTION PROCESS The base is constructed of shaped and joined wood parts.	MATERIALS & MAINTENANCE Please see page 680 for materials, care and maintenance instructions.	





MERKUR DINING CHAIR, SEAT UPHOLSTERED
Designed by *Skogstad & Wærnes*

[BACK TO START](#)

Originally designed for the historic Oslo Stock Exchange and named after the Roman god of trade, Merkur is a contemporary remake of the archetypal dining chair, refined and elegant in its expression thanks to its considered combination of traditional craftsmanship techniques, timeless form and modern function.

PRODUCT OPTIONS

Seat




UPHOLSTERED

Solid oak base



NATURAL OAK



BLACK OAK

Spec options

Available in fabrics from our upholstery programme. Standard lead times apply.

For custom upholstery, please refer to the guiding textile/leather consumption:
COM: 0,59 m / 0,649 yds
COL: 0,88 m² / 9,4776 sqft

Prices excl. custom upholstery are equal to Price Category 1 Textile or Leather. Contact Sales support for approval of custom upholstery and to place your order.

The above textile consumption is only valid for textile rolls with a width equal to or greater than 140 cm. For smaller textile rolls, please contact Sales Support for guidance. For textile with pattern, please expect a higher usage for correct pattern fitting. Please contact Sales Support for guidance.



TECHNICAL SPECIFICATIONS

PRODUCT TYPE
Dining chair

COLLI
1

ENVIRONMENT
Indoor

DIMENSIONS
H: 78 cm / 30,7"
SH: 46 cm / 18,1"
W: 46 cm / 18,1"
D: 52 cm / 20,44"
SD: 42 cm / 16,5"

PRODUCTION PROCESS
The base is constructed of shaped and joined wood parts. The final process is to upholster according to a chosen material.

COLOUR

Seat with upholstery
Dependent upon selected upholstery

Base
Black (RAL 9005)
Natural oak

GLOSS
Gloss 8

MATERIALS

Seat with upholstery
Plywood, foam and upholstery

Base
Solid oak & plywood

WEIGHT
5,3 kg / 11,68 lb

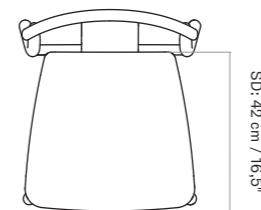
TEST
EN16139:2013, L2

CERTIFICATIONS
TSCA title IV compliant

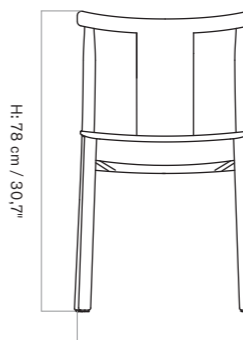
PACKAGING TYPE
Brown box

PACKAGING MEASUREMENTS
(H × W × D)
83 cm × 50 cm × 54 cm /
32,67" × 19,69" × 21,25"

MATERIALS & MAINTENANCE
Please see page 680 for materials, care and maintenance instructions.




SD: 42 cm / 16,5"



H: 78 cm / 30,7"

W: 46 cm / 18,1"



SH: 46 cm / 18,1"

D: 52 cm / 22,44"



MERKUR DINING CHAIR, SEAT UPHOLSTERED
Designed by *Skogstad & Wærnes*

[BACK TO START](#)

SPEC OPTIONS
6–8 weeks delivery time

SKU	VARIANT
<i>Textile — Natural oak base</i>	
1301000	<i>Price Category 0</i> Audo Bouclé, Audo
1301001	<i>Price Category 1</i> Barnum Bouclé, Audo / Champion, JAB / Illusion, Nevotex / Hot Madison, JAB / Maple, Kvadrat / Remix 3, Kvadrat / Re-wool, Kvadrat
1301002	<i>Price Category 2</i> Canvas 2, Kvadrat / Clay, Kvadrat, Sahco / Colline 2, Kvadrat / Fiord 2, Kvadrat / Hallingdal 65, Kvadrat / Moss, Kvadrat, Sahco / Reflect, Kvadrat / Savanna, Kvadrat / Steelcut 2, Kvadrat / Steelcut Trio 3, Kvadrat
1301003	<i>Price Category 3</i> Arctic, JAB / Safire, Kvadrat, Sahco / Vidar 4, Kvadrat, Sahco / Zero, Kvadrat, Sahco
1301004	<i>Price Category 4</i> Cabanon Soft, Designers Guild / Doppiopanama, Dedar / Grand Mohair, Danish Art Weaving / Lupo, Dedar
<i>Leather — Natural oak base</i>	
1301005	<i>Price Category 1</i> Dakar, Nevotex / Envy, Sørensens Leather / Ultra, Sørensens Leather
1301006	<i>Price Category 2</i> Dunes, Sørensens Leather / Nuance, Sørensens Leather
1301007	<i>Price Category 3</i> Royal Nubuck, Sørensens Leather

SPEC OPTIONS
6–8 weeks delivery time







SKU	VARIANT
<i>Textile — Black oak base</i>	
1302000	<i>Price Category 0</i> Audo Bouclé, Audo
1302001	<i>Price Category 1</i> Barnum Bouclé, Audo / Champion, JAB / Illusion, Nevotex / Hot Madison, JAB / Maple, Kvadrat / Remix 3, Kvadrat / Re-wool, Kvadrat
1302002	<i>Price Category 2</i> Canvas 2, Kvadrat / Clay, Kvadrat, Sahco / Colline 2, Kvadrat / Fiord 2, Kvadrat / Hallingdal 65, Kvadrat / Moss, Kvadrat, Sahco / Reflect, Kvadrat / Savanna, Kvadrat / Steelcut 2, Kvadrat / Steelcut Trio 3, Kvadrat
1302003	<i>Price Category 3</i> Arctic, JAB / Safire, Kvadrat, Sahco / Vidar 4, Kvadrat, Sahco / Zero, Kvadrat, Sahco
1302004	<i>Price Category 4</i> Cabanon Soft, Designers Guild / Doppiopanama, Dedar / Grand Mohair, Danish Art Weaving / Lupo, Dedar
<i>Leather — Black oak base</i>	
1302005	<i>Price Category 1</i> Dakar, Nevotex / Envy, Sørensens Leather / Ultra, Sørensens Leather
1302006	<i>Price Category 2</i> Dunes, Sørensens Leather / Nuance, Sørensens Leather
1302007	<i>Price Category 3</i> Royal Nubuck, Sørensens Leather



MERKUR DINING CHAIR, SEAT UPHOLSTERED
Designed by *Skogstad & Wærnes*

[BACK TO START](#)

RECOMMENDED COMBINATIONS
Selected combinations 6–8 weeks delivery time.

SKU	VARIANT
<i>Natural oak</i>	
1301000-000000ZZ	 MERKUR DINING CHAIR, NATURAL OAK / AUDO BOUCLÉ 06
1301002-003G04ZZ	 MERKUR DINING CHAIR, NATURAL OAK / HALLINGDAL 65 0200
1301005-000300ZZ	 MERKUR DINING CHAIR, NATURAL OAK / DAKAR 0250
<i>Black oak</i>	
1302000-000000ZZ	 MERKUR DINING CHAIR, BLACK OAK / AUDO BOUCLÉ 06
1302002-003N04ZZ	 MERKUR DINING CHAIR, BLACK OAK / HALLINGDAL 65 0370
1302005-000T00ZZ	 MERKUR DINING CHAIR, BLACK OAK / DAKAR 0842




MERKUR DINING CHAIR W/ARMREST, OAK
Designed by *Skogstad & Wærnes*

[BACK TO START](#)

Originally designed for the historic Oslo Stock Exchange and named after the Roman god of trade, Merkur is a contemporary remake of the archetypal dining chair, refined and elegant in its expression thanks to its considered combination of traditional craftsmanship techniques, timeless form and modern function.

PRODUCT OPTIONS

Shell



NATURAL OAK

BLACK OAK

Spec options

Available in fabrics from our upholstery programme. Standard lead times apply.

For custom upholstery, please refer to the guiding textile/leather consumption:
COM: 0,59 m / 0,649 yds
COL: 0,88 m² / 9,4776 sqft

Prices excl. custom upholstery are equal to Price Category 1 Textile or Leather. Contact Sales support for approval of custom upholstery and to place your order.

The above textile consumption is only valid for textile rolls with a width equal to or greater than 140 cm. For smaller textile rolls, please contact Sales Support for guidance. For textile with pattern, please expect a higher usage for correct pattern fitting. Please contact Sales Support for guidance.

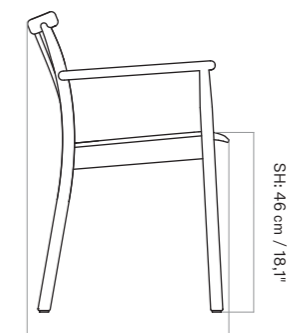
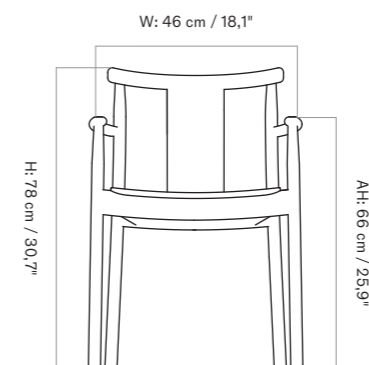
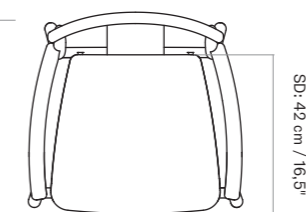


RECOMMENDED COMBINATIONS
Selected combinations 6–8 weeks delivery time.

SKU	VARIANT
130002	MERKUR, DINING CHAIR W/ARMREST, NATURAL OAK
130003	MERKUR, DINING CHAIR W/ARMREST, BLACK OAK

TECHNICAL SPECIFICATIONS

PRODUCT TYPE Dining chair	COLOUR Black (RAL 9005) Natural oak	TEST EN16139:2013, L2
COLLI 1	GLOSS Gloss 8	CERTIFICATIONS TSCA title IV compliant
ENVIRONMENT Indoor	MATERIALS Solid oak & Plywood	PACKAGING TYPE Brown box
DIMENSIONS H: 78 cm / 30,7" SH: 46 cm / 18,1" W: 46 cm / 18,1" D: 52 cm / 20,44" SD: 42 cm / 16,5" AH: 66 cm / 25,98"	WEIGHT 5.3 kg / 11.68 lb	PACKAGING MEASUREMENTS (H × W × D) 83 cm × 50 cm × 54 cm / 32,67" × 19,69" × 21,25"
PRODUCTION PROCESS The base is constructed of shaped and joined wood parts.	MATERIALS & MAINTENANCE Please see page 680 for materials, care and maintenance instructions.	



D: 52 cm / 20.44"



MERKUR DINING CHAIR W/ARMREST, SEAT UPHOLSTERED
Designed by *Skogstad & Wærnes*

Originally designed for the historic Oslo Stock Exchange and named after the Roman god of trade, Merkur is a contemporary remake of the archetypal dining chair, refined and elegant in its expression thanks to its considered combination of traditional craftsmanship techniques, timeless form and modern function.

PRODUCT OPTIONS

Seat



UPHOLSTERED

Solid oak base



NATURAL OAK



BLACK OAK

Spec options

Available in fabrics from our upholstery programme. Standard lead times apply.

For custom upholstery, please refer to the guiding textile/leather consumption:
COM: 0,59 m / 0,649 yds
COL: 0,88 m² / 9,4776 sqft

Prices excl. custom upholstery are equal to Price Category 1 Textile or Leather. Contact Sales support for approval of custom upholstery and to place your order.

The above textile consumption is only valid for textile rolls with a width equal to or greater than 140 cm. For smaller textile rolls, please contact Sales Support for guidance. For textile with pattern, please expect a higher usage for correct pattern fitting. Please contact Sales Support for guidance.

PRODUCT TYPE
Dining chair

COLLI
1

ENVIRONMENT
Indoor

DIMENSIONS
H: 78 cm / 30,7"
SH: 46 cm / 18,1"
W: 46 cm / 18,1"
D: 52 cm / 20,44"
SD: 42 cm / 16,5"
AH: 66 cm / 25,98"

PRODUCTION PROCESS
The base is constructed of shaped and joined wood parts. The final process is to upholster according to a chosen material.

TECHNICAL SPECIFICATIONS

COLOUR
Seat with upholstery
Dependent upon selected upholstery

Base
Black (RAL 9005)
Natural oak

GLOSS
Gloss 8

MATERIALS
Seat with upholstery
Plywood, foam and upholstery

Base
Solid oak & plywood

Armrest
Solid oak & plywood

WEIGHT
6,3 kg / 13.89 lb

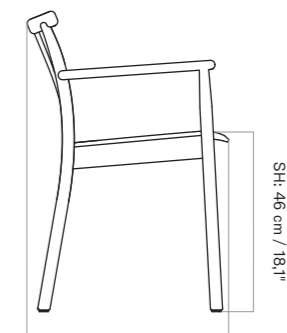
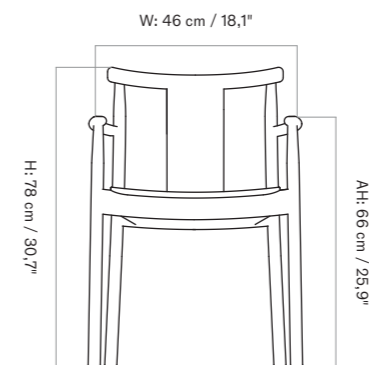
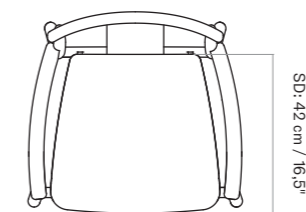
TEST
EN16139:2013, L2

CERTIFICATIONS
TSCA title IV compliant

PACKAGING TYPE
Brown box

PACKAGING MEASUREMENTS
(H × W × D)
83 cm × 50 cm × 54 cm /
32,67" × 19,69" × 21,25"

MATERIALS & MAINTENANCE
Please see page 680 for materials, care and maintenance instructions.



D: 52 cm / 22,44"



MERKUR DINING CHAIR W/ARMREST, SEAT UPHOLSTERED
Designed by *Skogstad & Wærnes*

[BACK TO START](#)

SPEC OPTIONS
6–8 weeks delivery time

SKU	VARIANT
<i>Textile — Natural oak base</i>	
1303000	<i>Price Category 0</i> Audo Bouclé, Audo
1303001	<i>Price Category 1</i> Barnum Bouclé, Audo / Champion, JAB / Illusion, Nevotex / Hot Madison, JAB / Maple, Kvadrat / Remix 3, Kvadrat / Re-wool, Kvadrat
1303002	<i>Price Category 2</i> Canvas 2, Kvadrat / Clay, Kvadrat, Sahco / Colline 2, Kvadrat / Fiord 2, Kvadrat / Hallingdal 65, Kvadrat / Moss, Kvadrat, Sahco / Reflect, Kvadrat / Savanna, Kvadrat / Steelcut 2, Kvadrat / Steelcut Trio 3, Kvadrat
1303003	<i>Price Category 3</i> Arctic, JAB / Safire, Kvadrat, Sahco / Vidar 4, Kvadrat, Sahco / Zero, Kvadrat, Sahco
1303004	<i>Price Category 4</i> Cabanon Soft, Designers Guild / Doppiopanama, Dedar / Grand Mohair, Danish Art Weaving / Lupo, Dedar
<i>Leather — Natural oak base</i>	
1303005	<i>Price Category 1</i> Dakar, Nevotex / Envy, Sørensens Leather / Ultra, Sørensens Leather
1303006	<i>Price Category 2</i> Dunes, Sørensens Leather / Nuance, Sørensens Leather
1303007	<i>Price Category 3</i> Royal Nubuck, Sørensens Leather

SPEC OPTIONS
6–8 weeks delivery time







SKU	VARIANT
<i>Textile — Black oak base</i>	
1304000	<i>Price Category 0</i> Audo Bouclé, Audo
1304001	<i>Price Category 1</i> Barnum Bouclé, Audo / Champion, JAB / Illusion, Nevotex / Hot Madison, JAB / Maple, Kvadrat / Remix 3, Kvadrat / Re-wool, Kvadrat
1304002	<i>Price Category 2</i> Canvas 2, Kvadrat / Clay, Kvadrat, Sahco / Colline 2, Kvadrat / Fiord 2, Kvadrat / Hallingdal 65, Kvadrat / Moss, Kvadrat, Sahco / Reflect, Kvadrat / Savanna, Kvadrat / Steelcut 2, Kvadrat / Steelcut Trio 3, Kvadrat
1304003	<i>Price Category 3</i> Arctic, JAB / Safire, Kvadrat, Sahco / Vidar 4, Kvadrat, Sahco / Zero, Kvadrat, Sahco
1304004	<i>Price Category 4</i> Cabanon Soft, Designers Guild / Doppiopanama, Dedar / Grand Mohair, Danish Art Weaving / Lupo, Dedar
<i>Leather — Black oak base</i>	
1304005	<i>Price Category 1</i> Dakar, Nevotex / Envy, Sørensens Leather / Ultra, Sørensens Leather
1304006	<i>Price Category 2</i> Dunes, Sørensens Leather / Nuance, Sørensens Leather
1304007	<i>Price Category 3</i> Royal Nubuck, Sørensens Leather




MERKUR DINING CHAIR W/ARMREST, SEAT UPHOLSTERED
Designed by *Skogstad & Wærnes*

[BACK TO START](#)


RECOMMENDED COMBINATIONS
Selected combinations 6–8 weeks delivery time.

SKU	VARIANT
<i>Natural oak</i>	
1303000-000000ZZ	 MERKUR DINING CHAIR W/ARMREST, NATURAL OAK / AUDO BOUCLÉ 06
1303002-003G04ZZ	 MERKUR DINING CHAIR W/ARMREST, NATURAL OAK / HALLINGDAL 65 0200
1303005-000300ZZ	 MERKUR DINING CHAIR W/ARMREST, NATURAL OAK / DAKAR 0250
<i>Black oak</i>	
1304000-000000ZZ	 MERKUR DINING CHAIR W/ARMREST, BLACK OAK / AUDO BOUCLÉ 06
1304002-003N04ZZ	 MERKUR DINING CHAIR W/ARMREST, BLACK OAK / HALLINGDAL 65 0370
1304005-000T00ZZ	 MERKUR DINING CHAIR W/ARMREST, BLACK OAK / DAKAR 0842

 The Penguin Dining Chair, Veneer →

 The Penguin Dining Chair, Seat Upholstered →


 The Penguin Dining Chair, Fully Upholstered NEW →

 The Penguin Lounge Chair, Veneer →

 The Penguin Lounge Chair, Seat Upholstered →

 The Penguin Lounge Chair, Fully Upholstered NEW →

 The Penguin Rocking Chair, Veneer →

 The Penguin Rocking Chair, Seat Upholstered →

 The Penguin Rocking Chair, Fully Upholstered NEW →



THE PENGUIN DINING CHAIR, VENEER
Designed by *Ib Kofod-Larsen*

[BACK TO START](#)

An iconic, mid-century design from the hand of Ib Kofod-Larsen, the Penguin Dining Chair continues to offer unparalleled sitting comfort and elegance thanks to its considered combination of ergonomic form, quality craftsmanship and premium materials.



PRODUCT OPTIONS

Shell




NATURAL OAK



WALNUT

Steel base



BLACK POWDER COATED STEEL

RECOMMENDED COMBINATIONS
Selected combinations 6–8 weeks delivery time.

SKU	VARIANT
1201025	THE PENGUIN DINING CHAIR / BLACK STEEL / NATURAL OAK
1201026	THE PENGUIN DINING CHAIR / BLACK STEEL / WALNUT

TECHNICAL SPECIFICATIONS

PRODUCT TYPE
Dining chair

COLLI
1

ENVIRONMENT
Indoor

DIMENSIONS
H: 82 cm / 32,28"
SH: 47 cm / 18,5"
AH: 64,4 cm / 23,35"
W: 56 cm / 22,05"
D: 57 cm / 22,4"

PRODUCTION PROCESS
The cut steel frame is welded by robotic welding, and then powder coated to obtain a robust surface. The seat and back is made from bended plywood, which is then oiled for a soft and protective finish.

COLOUR

Seat and backrest
Natural oak
Walnut

Base
Black (RAL 9005)

GLOSS
Gloss 10-20

MATERIALS
Powder coated steel, curved plywood and oak or walnut veneer.

WEIGHT
13,5 kg / 29,7 lb

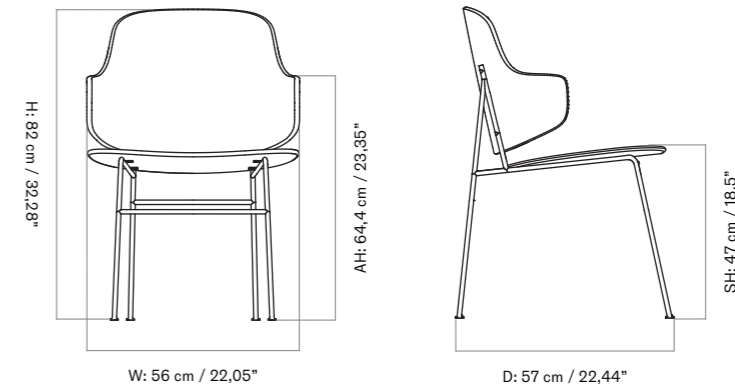
TEST
N / A

CERTIFICATIONS
EN16139:2013, L2
Crafted from FSC certified plywood

PACKAGING TYPE
Brown box

PACKAGING MEASUREMENTS
(H x W x D)
90 cm x 66 cm x 72 cm /
35,4" x 25,9" x 28,3"

MATERIALS & MAINTENANCE
Please see page 680 for materials, care and maintenance instructions.





THE PENGUIN DINING CHAIR, UPHOLSTERED SEAT
Designed by *Ib Kofod-Larsen*

[BACK TO START](#)

An iconic, mid-century design from the hand of Ib Kofod-Larsen, the Penguin Dining Chair continues to offer unparalleled sitting comfort and elegance thanks to its considered combination of ergonomic form, quality craftsmanship and premium materials.



PRODUCT OPTIONS


Shell



NATURAL OAK

WALNUT

Steel base



BLACK POWDER COATED STEEL

Spec options

Available in fabrics from our upholstery programme. Standard lead times apply.

For custom upholstery, please refer to the guiding textile/leather consumption:
COM: 0,65 m / 0,715 yds
COL: 0,5 m² / 5,385 sqft

Prices excl. custom upholstery are equal to Price Category 1 Textile or Leather. Contact Sales support for approval of custom upholstery and to place your order.

The above textile consumption is only valid for textile rolls with a width equal to or greater than 140 cm. For smaller textile rolls, please contact Sales Support for guidance. For textile with pattern, please expect a higher usage for correct pattern fitting. Please contact Sales Support for guidance.

TECHNICAL SPECIFICATIONS

PRODUCT TYPE
Dining chair

COLLI
1

ENVIRONMENT
Indoor

DIMENSIONS
H: 82 cm / 32,28"
SH: 47 cm / 18,5"
AH: 64,4 cm / 23,35"
W: 56 cm / 22,05"
D: 57 cm / 22,4"

PRODUCTION PROCESS
The cut steel frame is welded by robotic welding, and then powder coated to obtain a robust surface. The back is made from bended plywood, which is then oiled for a soft and protective finish. The upholstered seat is produced by gluing foam onto the bended plywood shell upon which the textile or leather is mounted.

COLOUR

Backrest
Natural oak
Walnut

Seat
Dependent upon selected upholstery

Base
Black (RAL 9005)

GLOSS
Gloss 10-20

MATERIALS
Powder coated steel, curved plywood, oak or walnut veneer, foam and upholstery.

WEIGHT
13,5 kg / 29,7 lb

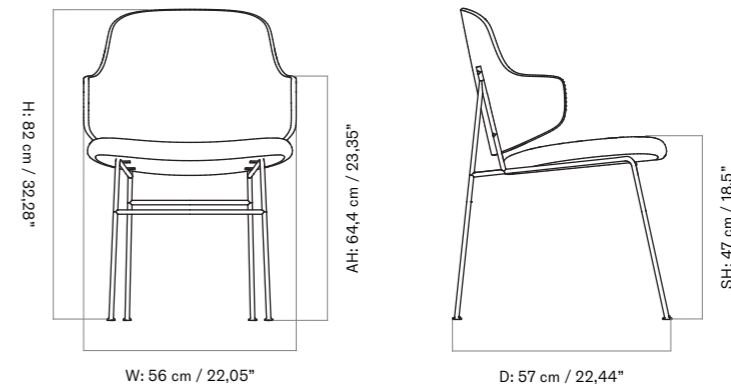
TEST
N / A

CERTIFICATIONS
EN16139:2013, L2
Crafted from FSC certified plywood

PACKAGING TYPE
Brown box

PACKAGING MEASUREMENTS
(H × W × D)
90 cm × 66 cm × 72 cm /
35,4" × 25,9" × 28,3"

MATERIALS & MAINTENANCE
Please see page 680 for materials, care and maintenance instructions.





THE PENGUIN DINING CHAIR, UPHOLSTERED SEAT
Designed by *Ib Kofod-Larsen*

[BACK TO START](#)

SPEC OPTIONS
6–8 weeks delivery time

SKU	VARIANT
<i>Textile — Oak base</i>	
1200000	<i>Price Category 0</i> Audo Bouclé, Audo
1200001	<i>Price Category 1</i> Barnum Bouclé, Audo / Champion, JAB / Illusion, Nevotex / Hot Madison, JAB / Remix 3, Kvadrat / Re-wool, Kvadrat
1200002	<i>Price Category 2</i> Canvas 2, Kvadrat / Clay, Kvadrat, Sahco / Colline 2, Kvadrat / Fiord 2, Kvadrat / Hallingdal 65, Kvadrat / Moss, Kvadrat, Sahco / Reflect, Kvadrat / Savanna, Kvadrat / Steelcut 2, Kvadrat / Steelcut Trio 3, Kvadrat
1200003	<i>Price Category 3</i> Arctic, JAB / Safire, Kvadrat, Sahco / Vidar 4, Kvadrat, Sahco / Zero, Kvadrat, Sahco
1200004	<i>Price Category 4</i> Doppiopanama, Dedar / Grand Mohair, Danish Art Weaving / Lupo, Dedar
<i>Leather — Oak base</i>	
1200005	<i>Price Category 1</i> Dakar, Nevotex / Envy, Sørensen Leather / Ultra, Sørensen Leather
1200006	<i>Price Category 2</i> Dunes, Sørensen Leather / Nuance, Sørensen Leather
1200007	<i>Price Category 3</i> Royal Nubuck, Sørensen Leather
1200008	<i>Price Category 4</i> Elegance, Sørensen Leather

SPEC OPTIONS
6–8 weeks delivery time









SKU	VARIANT
<i>Textile — Walnut base</i>	
1201000	<i>Price Category 0</i> Audo Bouclé, Audo
1201001	<i>Price Category 1</i> Barnum Bouclé, Audo / Champion, JAB / Illusion, Nevotex / Hot Madison, JAB / Remix 3, Kvadrat / Re-wool, Kvadrat
1201002	<i>Price Category 2</i> Canvas 2, Kvadrat / Clay, Kvadrat, Sahco / Colline 2, Kvadrat / Fiord 2, Kvadrat / Hallingdal 65, Kvadrat / Moss, Kvadrat, Sahco / Reflect, Kvadrat / Savanna, Kvadrat / Steelcut 2, Kvadrat / Steelcut Trio 3, Kvadrat
1201003	<i>Price Category 3</i> Arctic, JAB / Safire, Kvadrat, Sahco / Vidar 4, Kvadrat, Sahco / Zero, Kvadrat, Sahco
1201004	<i>Price Category 4</i> Doppiopanama, Dedar / Grand Mohair, Danish Art Weaving / Lupo, Dedar
<i>Leather — Walnut base</i>	
1201005	<i>Price Category 1</i> Dakar, Nevotex / Envy, Sørensen Leather / Ultra, Sørensen Leather
1201006	<i>Price Category 2</i> Dunes, Sørensen Leather / Nuance, Sørensen Leather
1201007	<i>Price Category 3</i> Royal Nubuck, Sørensen Leather
1201008	<i>Price Category 4</i> Elegance, Sørensen Leather









THE PENGUIN DINING CHAIR, UPHOLSTERED SEAT
Designed by *Ib Kofod-Larsen*

[BACK TO START](#)

RECOMMENDED COMBINATIONS
6–8 weeks delivery time

SKU	VARIANT
<i>Textile — Natural oak</i>	
1200001-010000ZZ	 THE PENGUIN DINING CHAIR / BLACK STEEL / NATURAL OAK / RE-WOOL 218
1200001-010100ZZ	 THE PENGUIN DINING CHAIR / BLACK STEEL / NATURAL OAK / RE-WOOL 448
1200002-000000ZZ	 THE PENGUIN DINING CHAIR / BLACK STEEL / NATURAL OAK / HALLINGDAL 65 110
1200002-000100ZZ	 THE PENGUIN DINING CHAIR / BLACK STEEL / NATURAL OAK / HALLINGDAL 65 600
TEXTILE — WALNUT	
1201001-010000ZZ	 THE PENGUIN DINING CHAIR / BLACK STEEL / WALNUT / RE-WOOL 218
1201001-010100ZZ	 THE PENGUIN DINING CHAIR / BLACK STEEL / WALNUT / RE-WOOL 448
1201002-000000ZZ	 THE PENGUIN DINING CHAIR / BLACK STEEL / WALNUT / HALLINGDAL 65 110
1201002-000100ZZ	 THE PENGUIN DINING CHAIR / BLACK STEEL / WALNUT / HALLINGDAL 65 600

RECOMMENDED COMBINATIONS
6–8 weeks delivery time

SKU	VARIANT
<i>Leather — natural oak</i>	
1200005-010000ZZ	 THE PENGUIN DINING CHAIR / BLACK STEEL / NATURAL OAK / DAKAR 0250
1200005-010100ZZ	 THE PENGUIN DINING CHAIR / BLACK STEEL / NATURAL OAK / DAKAR 0329
1200005-010200ZZ	 THE PENGUIN DINING CHAIR / BLACK STEEL / NATURAL OAK / DAKAR 0842
<i>Leather — walnut</i>	
1201005-000000ZZ	 THE PENGUIN DINING CHAIR / BLACK STEEL / WALNUT / DAKAR 0250
1201005-000100ZZ	 THE PENGUIN DINING CHAIR / BLACK STEEL / WALNUT / DAKAR 0329
1201005-000200ZZ	 THE PENGUIN DINING CHAIR / BLACK STEEL / WALNUT / DAKAR 0842



THE PENGUIN DINING CHAIR, FULLY UPHOLSTERED
Designed by *Ib Kofod-Larsen*

[BACK TO START](#)

An iconic, mid-century design from the hand of Ib Kofod-Larsen, the Penguin Dining Chair continues to offer unparalleled sitting comfort and elegance thanks to its considered combination of ergonomic form, quality craftsmanship and premium materials.

PRODUCT OPTIONS

Seat and backrest



UPHOLSTERED

Steel base



BLACK POWDER COATED STEEL

Spec options

Available in fabrics from our upholstery programme. Standard lead times apply.

For custom upholstery, please refer to the guiding textile/leather consumption:
COM: 0,65 m / 0,715 yds
COL: 0,5 m² / 5,385 sqft

Prices excl. custom upholstery are equal to Price Category 1 Textile or Leather. Contact Sales support for approval of custom upholstery and to place your order.

The above textile consumption is only valid for textile rolls with a width equal to or greater than 140 cm. For smaller textile rolls, please contact Sales Support for guidance. For textile with pattern, please expect a higher usage for correct pattern fitting. Please contact Sales Support for guidance.



TECHNICAL SPECIFICATIONS

PRODUCT TYPE
Dining chair

COLLI
1

ENVIRONMENT
Indoor

DIMENSIONS
H: 84 cm / 33"
SH: 47 cm / 18,5"
AH: 67 cm / 26,5"
W: 57 cm / 22,4"
D: 57 cm / 22,4"

PRODUCTION PROCESS
The cut steel frame is welded by robotic welding, and then powder coated to obtain a robust surface. The upholstered seat and backrest is produced by gluing foam onto the bended plywood shell upon which the textile or leather is mounted.

COLOUR

Seat and backrest
Dependent upon selected upholstery

Base
Black (RAL 9005)

GLOSS
Gloss 10-20

MATERIALS
Powder coated steel, curved plywood, foam and upholstery.

WEIGHT
13,5 kg / 29,7 lb

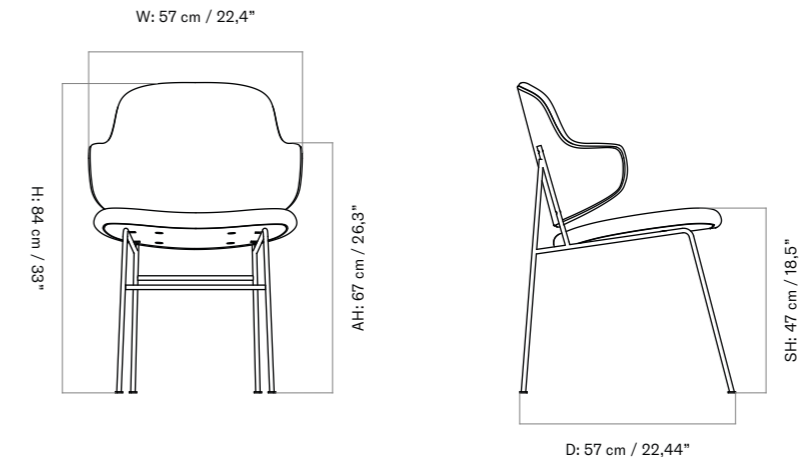
TEST
N / A

CERTIFICATIONS
EN16139:2013, L2
Crafted from FSC certified plywood

PACKAGING TYPE
Brown box

PACKAGING MEASUREMENTS
(H x W x D)
94 cm x 67 cm x 73 cm /
37" x 26,4" x 28,7"

MATERIALS & MAINTENANCE
Please see page 680 for materials, care and maintenance instructions.












THE PENGUIN DINING CHAIR, FULLY UPHOLSTERED
Designed by *Ib Kofod-Larsen*

[BACK TO START](#)

SPEC OPTIONS
6–8 weeks delivery time

SKU	VARIANT
<i>Textile — Upholstered</i>	
1229000	<i>Price Category 0</i> Audo Bouclé, Audo
1229001	<i>Price Category 1</i> Barnum Bouclé, Audo / Champion, JAB / Illusion, Nevotex / Hot Madison, JAB / Remix 3, Kvadrat / Re-wool, Kvadrat
1229002	<i>Price Category 2</i> Canvas 2, Kvadrat / Clay, Kvadrat, Sahco / Colline 2, Kvadrat / Fiord 2, Kvadrat / Hallingdal 65, Kvadrat / Moss, Kvadrat, Sahco / Reflect, Kvadrat / Savanna, Kvadrat / Steelcut 2, Kvadrat / Steelcut Trio 3, Kvadrat
1229003	<i>Price Category 3</i> Arctic, JAB / Safire, Kvadrat, Sahco / Vidar 4, Kvadrat, Sahco / Zero, Kvadrat, Sahco
1229004	<i>Price Category 4</i> Doppiopanama, Dedar / Grand Mohair, Danish Art Weaving / Lupo, Dedar
<i>Leather — Upholstered</i>	
1229005	<i>Price Category 1</i> Dakar, Nevotex / Envy, Sørensen Leather / Ultra, Sørensen Leather
1229006	<i>Price Category 2</i> Dunes, Sørensen Leather / Nuance, Sørensen Leather
1229007	<i>Price Category 3</i> Royal Nubuck, Sørensen Leather
1229008	<i>Price Category 4</i> Elegance, Sørensen Leather

RECOMMENDED COMBINATIONS
6–8 weeks delivery time

SKU	VARIANT
<i>Textile — Upholstered</i>	
1229001-000400ZZ	 THE PENGUIN DINING CHAIR, BLACK STEEL / RE-WOOL 218 (NEW)
1229001-000800ZZ	 THE PENGUIN DINING CHAIR, BLACK STEEL / RE-WOOL 448 (NEW)
1229002-000200ZZ	 THE PENGUIN DINING CHAIR, BLACK STEEL / HALLINGDAL 65 110 (NEW)
1229002-000X00ZZ	 THE PENGUIN DINING CHAIR, BLACK STEEL / HALLINGDAL 65 600 (NEW)
<i>Leather — Upholstered</i>	
1229005-000300ZZ	 THE PENGUIN DINING CHAIR, BLACK STEEL / DAKAR 0250 (NEW)
1229005-000700ZZ	 THE PENGUIN DINING CHAIR, BLACK STEEL / DAKAR 0329 (NEW)
1229005-000T00ZZ	 THE PENGUIN DINING CHAIR, BLACK STEEL / DAKAR 0842 (NEW)



THE PENGUIN LOUNGE CHAIR, VENEER
Designed by *Ib Kofod-Larsen*

[BACK TO START](#)

A mid-century bestseller from the hand of Ib Kofod-Larsen, The Penguin Dining Chair remains as popular today as when it was first introduced in 1953. Light and elegant with its curved wooden back and seat, it continues to offer unparalleled sitting comfort.

PRODUCT OPTIONS

Shell




NATURAL OAK



WALNUT

Steel base



BLACK POWDER COATED STEEL



RECOMMENDED COMBINATIONS
Selected combinations 6–8 weeks delivery time.

SKU	VARIANT
1203025	THE PENGUIN LOUNGE CHAIR / BLACK STEEL / NATURAL OAK
1203026	THE PENGUIN LOUNGE CHAIR / BLACK STEEL / WALNUT

TECHNICAL SPECIFICATIONS

PRODUCT TYPE
Dining chair

COLLI
1

ENVIRONMENT
Indoor

DIMENSIONS
H: 74 cm / 29,13"
SH: 42 cm / 16,54"
AH: 59,3 cm / 23,5"
W: 56 cm / 22,05"
D: 64 cm / 25,2"

PRODUCTION PROCESS
The cut steel frame is welded by robotic welding, and then powder coated to obtain a robust surface. The seat and back is made from bended plywood, which is then oiled for a soft and protective finish.

COLOUR

Seat and backrest
Natural oak
Walnut

Base
Black (RAL 9005)

GLOSS
Gloss 10-20

MATERIALS
Powder coated steel, curved plywood and oak or walnut veneer.

WEIGHT
13 kg / 28,6 lb

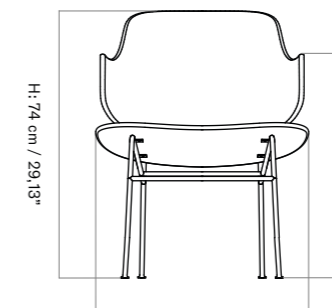
TEST
N / A

CERTIFICATIONS
EN16139:2013, L2
Crafted from FSC certified plywood

PACKAGING TYPE
Brown box

PACKAGING MEASUREMENTS
(H x W x D)
90 cm x 66 cm x 72 cm /
35,4" x 25,9" x 28,3"

MATERIALS & MAINTENANCE
Please see page 680 for materials, care and maintenance instructions.



W: 56 cm / 22,05"



D: 64 cm / 25,2"



THE PENGUIN LOUNGE CHAIR, UPHOLSTERED SEAT
Designed by *Ib Kofod-Larsen*

[BACK TO START](#)

An iconic, mid-century design from the hand of Ib Kofod-Larsen, the Penguin Dining Chair continues to offer unparalleled sitting comfort and elegance thanks to its considered combination of ergonomic form, quality craftsmanship and premium materials.



PRODUCT OPTIONS

Shell



NATURAL OAK

WALNUT

Steel base



BLACK POWDER COATED STEEL

Spec options

Available in fabrics from our upholstery programme. Standard lead times apply.

For custom upholstery, please refer to the guiding textile/leather consumption:
COM: 0,65 m / 0,715 yds
COL: 0,5 m2 / 5,385 sqft

Prices excl. custom upholstery are equal to Price Category 1 Textile or Leather. Contact Sales support for approval of custom upholstery and to place your order.

The above textile consumption is only valid for textile rolls with a width equal to or greater than 140 cm. For smaller textile rolls, please contact Sales Support for guidance. For textile with pattern, please expect a higher usage for correct pattern fitting. Please contact Sales Support for guidance.

TECHNICAL SPECIFICATIONS

PRODUCT TYPE
Dining chair

COLLI
1

ENVIRONMENT
Indoor

DIMENSIONS
H: 74 cm / 29,13"
SH: 42 cm / 16,54"
AH: 59,3 cm / 23,5"
W: 56 cm / 22,05"
D: 64 cm / 25,2"

PRODUCTION PROCESS
The cut steel frame is welded by robotic welding, and then powder coated to obtain a robust surface. The back is made from bended plywood, which is then oiled for a soft and protective finish. The upholstered seat is produced by gluing foam onto the bended plywood shell upon which the textile or leather is mounted.

COLOUR

Backrest
Natural oak
Walnut

Seat
Dependent upon selected upholstery

Base
Black (RAL 9005)

GLOSS
Gloss 10-20

MATERIALS
Powder coated steel, curved plywood, oak or walnut veneer, foam and upholstery.

WEIGHT
13 kg / 28,6 lb

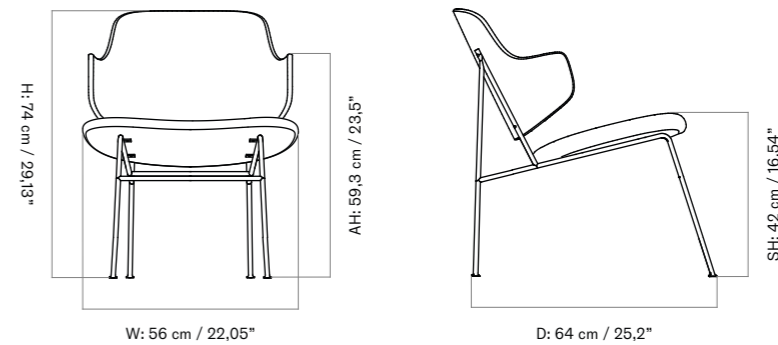
TEST
N / A

CERTIFICATIONS
EN16139:2013, L2
Crafted from FSC certified plywood

PACKAGING TYPE
Brown box

PACKAGING MEASUREMENTS
(H × W × D)
90 cm × 66 cm × 72 cm /
35,4" × 25,9" × 28,3"

MATERIALS & MAINTENANCE
Please see page 680 for materials, care and maintenance instructions.





THE PENGUIN LOUNGE CHAIR, UPHOLSTERED SEAT
Designed by *Ib Kofod-Larsen*

[BACK TO START](#)

SPEC OPTIONS
6–8 weeks delivery time

SKU	VARIANT
<i>Textile — Oak base</i>	
1202000	<i>Price Category 0</i> Audo Bouclé, Audo
1202001	<i>Price Category 1</i> Barnum Bouclé, Audo / Champion, JAB / Illusion, Nevotex / Hot Madison, JAB / Remix 3, Kvadrat / Re-wool, Kvadrat
1202002	<i>Price Category 2</i> Canvas 2, Kvadrat / Clay, Kvadrat, Sahco / Colline 2, Kvadrat / Fiord 2, Kvadrat / Hallingdal 65, Kvadrat / Moss, Kvadrat, Sahco / Reflect, Kvadrat / Savanna, Kvadrat / Steelcut 2, Kvadrat / Steelcut Trio 3, Kvadrat
1202003	<i>Price Category 3</i> Arctic, JAB / Safire, Kvadrat, Sahco / Vidar 4, Kvadrat, Sahco / Zero, Kvadrat, Sahco
1202004	<i>Price Category 4</i> Doppiopanama, Dedar / Grand Mohair, Danish Art Weaving / Lupo, Dedar
<i>Leather — Oak base</i>	
1202004	<i>Price Category 1</i> Dakar, Nevotex / Envy, Sørensen Leather / Ultra, Sørensen Leather
1202005	<i>Price Category 2</i> Dunes, Sørensen Leather / Nuance, Sørensen Leather
1202006	<i>Price Category 3</i> Royal Nubuck, Sørensen Leather
1202007	<i>Price Category 4</i> Elegance, Sørensen Leather

SPEC OPTIONS
6–8 weeks delivery time









SKU	VARIANT
<i>Textile — Walnut base</i>	
1203000	<i>Price Category 0</i> Audo Bouclé, Audo
1203001	<i>Price Category 1</i> Barnum Bouclé, Audo / Champion, JAB / Illusion, Nevotex / Hot Madison, JAB / Remix 3, Kvadrat / Re-wool, Kvadrat
1203002	<i>Price Category 2</i> Canvas 2, Kvadrat / Clay, Kvadrat, Sahco / Colline 2, Kvadrat / Fiord 2, Kvadrat / Hallingdal 65, Kvadrat / Moss, Kvadrat, Sahco / Reflect, Kvadrat / Savanna, Kvadrat / Steelcut 2, Kvadrat / Steelcut Trio 3, Kvadrat
1203003	<i>Price Category 3</i> Arctic, JAB / Safire, Kvadrat, Sahco / Vidar 4, Kvadrat, Sahco / Zero, Kvadrat, Sahco
1203004	<i>Price Category 4</i> Doppiopanama, Dedar / Grand Mohair, Danish Art Weaving / Lupo, Dedar
<i>Leather — Walnut base</i>	
1203005	<i>Price Category 1</i> Dakar, Nevotex / Envy, Sørensen Leather / Ultra, Sørensen Leather
1203006	<i>Price Category 2</i> Dunes, Sørensen Leather / Nuance, Sørensen Leather
1203007	<i>Price Category 3</i> Royal Nubuck, Sørensen Leather
1203008	<i>Price Category 4</i> Elegance, Sørensen Leather









THE PENGUIN LOUNGE CHAIR, UPHOLSTERED SEAT
Designed by *Ib Kofod-Larsen*

[BACK TO START](#)

RECOMMENDED COMBINATIONS
6–8 weeks delivery time

SKU	VARIANT
<i>Textile — Natural oak</i>	
1202001-000000ZZ	 THE PENGUIN LOUNGE CHAIR / BLACK STEEL / NATURAL OAK / RE-WOOL 218
1202001-000100ZZ	 THE PENGUIN LOUNGE CHAIR / BLACK STEEL / NATURAL OAK / RE-WOOL 448
1202002-000000ZZ	 THE PENGUIN LOUNGE CHAIR / BLACK STEEL / NATURAL OAK / HALLINGDAL 65 110
1202002-000100ZZ	 THE PENGUIN LOUNGE CHAIR / BLACK STEEL / NATURAL OAK / HALLINGDAL 65 600
<i>Textile — Walnut</i>	
1203001-010000ZZ	 THE PENGUIN LOUNGE CHAIR / BLACK STEEL / WALNUT / RE-WOOL 218
1203001-010100ZZ	 THE PENGUIN LOUNGE CHAIR / BLACK STEEL / WALNUT / RE-WOOL 448
1203002-000000ZZ	 THE PENGUIN LOUNGE CHAIR / BLACK STEEL / WALNUT / HALLINGDAL 65 110
1203002-000100ZZ	 THE PENGUIN LOUNGE CHAIR / BLACK STEEL / WALNUT / HALLINGDAL 65 600

RECOMMENDED COMBINATIONS
6–8 weeks delivery time

SKU	VARIANT
<i>Leather — natural oak</i>	
1202005-000000ZZ	 THE PENGUIN LOUNGE CHAIR / BLACK STEEL / NATURAL OAK / DAKAR 0250
1202005-000100ZZ	 THE PENGUIN LOUNGE CHAIR / BLACK STEEL / NATURAL OAK / DAKAR 0329
1202005-000200ZZ	 THE PENGUIN LOUNGE CHAIR / BLACK STEEL / NATURAL OAK / DAKAR 0842
<i>Leather — Walnut</i>	
1203005-010000ZZ	 THE PENGUIN LOUNGE CHAIR / BLACK STEEL / WALNUT / DAKAR 0250
1203005-010100ZZ	 THE PENGUIN LOUNGE CHAIR / BLACK STEEL / WALNUT / DAKAR 0329
1203005-010200ZZ	 THE PENGUIN LOUNGE CHAIR / BLACK STEEL / WALNUT / DAKAR 0842



THE PENGUIN LOUNGE CHAIR, FULLY UPHOLSTERED
Designed by *Ib Kofod-Larsen*

[BACK TO START](#)

An iconic, mid-century design from the hand of Ib Kofod-Larsen, the Penguin Lounge Chair continues to offer unparalleled sitting comfort and elegance thanks to its considered combination of ergonomic form, quality craftsmanship and premium materials.

PRODUCT OPTIONS

Seat and backrest



UPHOLSTERED

Steel base



BLACK POWDER COATED STEEL

Spec options

Available in fabrics from our upholstery programme. Standard lead times apply.

For custom upholstery, please refer to the guiding textile/leather consumption:
COM: 0,65 m / 0,715 yds
COL: 0,5 m² / 5,385 sqft

Prices excl. custom upholstery are equal to Price Category 1 Textile or Leather. Contact Sales support for approval of custom upholstery and to place your order.

The above textile consumption is only valid for textile rolls with a width equal to or greater than 140 cm. For smaller textile rolls, please contact Sales Support for guidance. For textile with pattern, please expect a higher usage for correct pattern fitting. Please contact Sales Support for guidance.



TECHNICAL SPECIFICATIONS

PRODUCT TYPE
Lounge chair

COLLI
1

ENVIRONMENT
Indoor

DIMENSIONS
H: 75 cm / 29,5"
SH: 42 cm / 16,5"
AH: 63,5 cm / 25"
W: 57 cm / 22,4"
D: 64 cm / 25,2"

PRODUCTION PROCESS
The cut steel frame is welded by robotic welding, and then powder coated to obtain a robust surface. The upholstered seat and backrest is produced by gluing foam onto the bended plywood shell upon which the textile or leather is mounted.

COLOUR
Seat and backrest
Dependent upon selected upholstery

Base
Black (RAL 9005)

GLOSS
Gloss 10-20

MATERIALS
Powder coated steel, curved plywood, foam and upholstery.

WEIGHT
13,5 kg / 29,7 lb

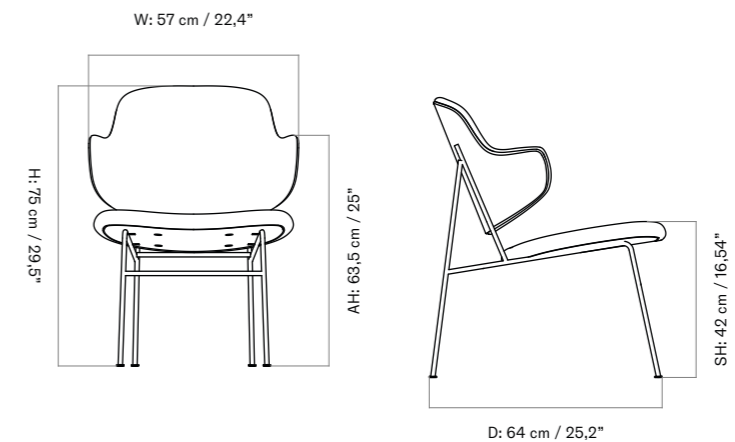
TEST
N / A

CERTIFICATIONS
EN16139:2013, L2
Crafted from FSC certified plywood

PACKAGING TYPE
Brown box

PACKAGING MEASUREMENTS
(H x W x D)
84 cm x 67 cm x 73 cm /
33" x 26,4" x 28,7"

MATERIALS & MAINTENANCE
Please see page 680 for materials, care and maintenance instructions.












THE PENGUIN LOUNGE CHAIR, FULLY UPHOLSTERED
Designed by *Ib Kofod-Larsen*

[BACK TO START](#)

SPEC OPTIONS
6–8 weeks delivery time

SKU	VARIANT
<i>Textile — Upholstered</i>	
1230000	<i>Price Category 0</i> Audo Bouclé, Audo
1230001	<i>Price Category 1</i> Barnum Bouclé, Audo / Champion, JAB / Illusion, Nevotex / Hot Madison, JAB / Remix 3, Kvadrat / Re-wool, Kvadrat
1230002	<i>Price Category 2</i> Canvas 2, Kvadrat / Clay, Kvadrat, Sahco / Colline 2, Kvadrat / Fiord 2, Kvadrat / Hallingdal 65, Kvadrat / Moss, Kvadrat, Sahco / Reflect, Kvadrat / Savanna, Kvadrat / Steelcut 2, Kvadrat / Steelcut Trio 3, Kvadrat
1230003	<i>Price Category 3</i> Arctic, JAB / Safire, Kvadrat, Sahco / Vidar 4, Kvadrat, Sahco / Zero, Kvadrat, Sahco
1230004	<i>Price Category 4</i> Doppiopanama, Dedar / Grand Mohair, Danish Art Weaving / Lupo, Dedar
<i>Leather — Upholstered</i>	
1230005	<i>Price Category 1</i> Dakar, Nevotex / Envy, Sørensen Leather / Ultra, Sørensen Leather
1230006	<i>Price Category 2</i> Dunes, Sørensen Leather / Nuance, Sørensen Leather
1230007	<i>Price Category 3</i> Royal Nubuck, Sørensen Leather
1230008	<i>Price Category 4</i> Elegance, Sørensen Leather

RECOMMENDED COMBINATIONS
6–8 weeks delivery time

SKU	VARIANT
<i>Textile — Upholstered</i>	
1230001-000400ZZ	 THE PENGUIN LOUNGE CHAIR, BLACK STEEL / RE-WOOL 218 (NEW)
1230001-000800ZZ	 THE PENGUIN LOUNGE CHAIR, BLACK STEEL / RE-WOOL 448 (NEW)
1230002-000200ZZ	 THE PENGUIN LOUNGE CHAIR, BLACK STEEL / HALLINGDAL 65 110 (NEW)
1230002-000X00ZZ	 THE PENGUIN LOUNGE CHAIR, BLACK STEEL / HALLINGDAL 65 600 (NEW)
<i>Leather — Upholstered</i>	
1230005-000300ZZ	 THE PENGUIN LOUNGE CHAIR, BLACK STEEL / DAKAR 0250 (NEW)
1230005-000700ZZ	 THE PENGUIN LOUNGE CHAIR, BLACK STEEL / DAKAR 0329 (NEW)
1230005-000T00ZZ	 THE PENGUIN LOUNGE CHAIR, BLACK STEEL / DAKAR 0842 (NEW)



THE PENGUIN ROCKING CHAIR, VENEER
Designed by *Ib Kofod-Larsen*

[BACK TO START](#)


A mid-century bestseller from the hand of Ib Kofod-Larsen, The Penguin Dining Chair remains as popular today as when it was first introduced in 1953. Light and elegant with its curved wooden back and seat, it continues to offer unparalleled sitting comfort.

PRODUCT OPTIONS

Shell




NATURAL OAK



WALNUT

Steel base



BLACK POWDER COATED STEEL

Steel base



BLACK ASH

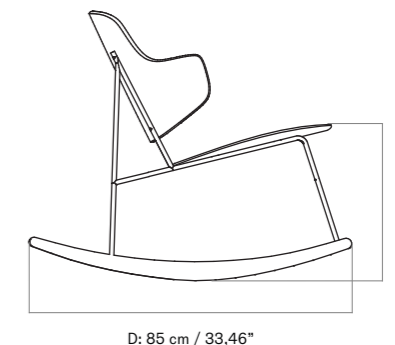
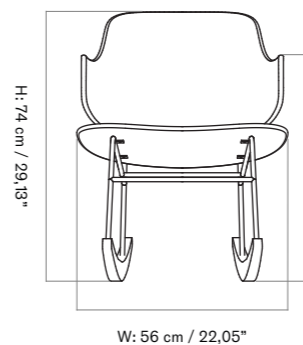


RECOMMENDED COMBINATIONS
Selected combinations 6–8 weeks delivery time.

SKU	VARIANT
1206025-01ZZZZZ	THE PENGUIN, ROCKING CHAIR / BLACK STEEL / NATURAL OAK / SOLID BLACK ASH ROCKER
1206026-00ZZZZZ	THE PENGUIN, ROCKING CHAIR / BLACK STEEL / WALNUT / SOLID BLACK ASH ROCKER

TECHNICAL SPECIFICATIONS

PRODUCT TYPE Dining chair	COLOUR <i>Seat and backrest</i> Natural oak Walnut <i>Base</i> Black (RAL 9005) <i>Rockers</i> Black ash	WEIGHT 16 kg / 35,27 lb
COLLI 1		TEST N / A
ENVIRONMENT Indoor		CERTIFICATIONS EN16139:2013, L2 Crafted from FSC certified plywood
DIMENSIONS H: 74 cm / 29,13" SH: 42 cm / 16,54" AH: 59,6 cm / 23,5" W: 56 cm / 22,05" D: 85 cm / 33,46"	GLOSS Gloss 10-20	PACKAGING TYPE Brown box
PRODUCTION PROCESS The cut steel frame is welded by robotic welding, and then powder coated to obtain a robust surface. The seat and back is made from bended plywood, which is then oiled for a soft and protective finish. The rockers are CNC carved from ash and painted afterwards.	MATERIALS Powder coated steel, curved plywood, oak or walnut veneer and solid ash.	PACKAGING MEASUREMENTS (H x W x D) 83 cm x 73 cm x 92 cm / 32,7" x 28,7" x 36,2"
		MATERIALS & MAINTENANCE Please see page 680 for materials, care and maintenance instructions.





THE PENGUIN ROCKING CHAIR, UPHOLSTERED SEAT

Designed by *Ib Kofod-Larsen*

[BACK TO START](#)

A mid-century bestseller from the hand of Ib Kofod-Larsen, The Penguin Dining Chair remains as popular today as when it was first introduced in 1953. Light and elegant with its curved wooden back and seat, it continues to offer unparalleled sitting comfort.



PRODUCT OPTIONS

Shell




NATURAL OAK



WALNUT

Steel base



BLACK POWDER COATED STEEL

Steel base



BLACK ASH

Spec options

Available in fabrics from our upholstery programme. Standard lead times apply.

For custom upholstery, please refer to the guiding textile/leather consumption:
COM: 0,65 m / 0,715 yds
COL: 0,5 m² / 5,385 sqft

Prices excl. custom upholstery are equal to Price Category 1 Textile or Leather. Contact Sales support for approval of custom upholstery and to place your order.

The above textile consumption is only valid for textile rolls with a width equal to or greater than 140 cm. For smaller textile rolls, please contact Sales Support for guidance. For textile with pattern, please expect a higher usage for correct pattern fitting. Please contact Sales Support for guidance.

TECHNICAL SPECIFICATIONS

PRODUCT TYPE
Dining chair

COLLI
1

ENVIRONMENT
Indoor

DIMENSIONS
H: 74 cm / 29,13"
SH: 42 cm / 16,54"
AH: 59,3 cm / 23,5"
W: 56 cm / 22,05"
D: 85 cm / 33,46"

PRODUCTION PROCESS
The cut steel frame is welded by robotic welding, and then powder coated to obtain a robust surface. The back is made from bended plywood, which is then oiled for a soft and protective finish. The rockers are CNC carved from ash and painted afterwards. The upholstered seat is produced by gluing foam onto the bended plywood shell upon which the textile or leather is mounted.

COLOUR

Backrest
Natural oak
Walnut

Seat
Dependent upon selected upholstery

Base
Black (RAL 9005)

Rockers
Black ash

GLOSS
Gloss 10-20

MATERIALS
Powder coated steel, curved plywood, oak or walnut veneer and solid ash.

WEIGHT
16 kg / 35,27 lb

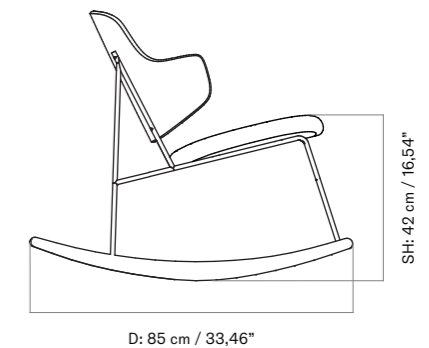
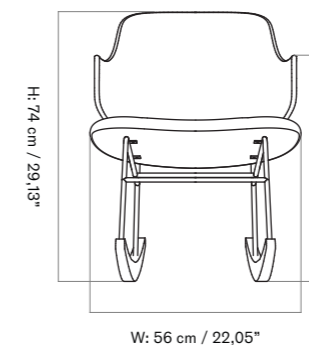
TEST
N / A

CERTIFICATIONS
EN16139:2013, L2
Crafted from FSC certified plywood

PACKAGING TYPE
Brown box

PACKAGING MEASUREMENTS
(H x W x D)
83 cm x 73 cm x 92 cm /
32,7" x 28,7" x 36,2"

MATERIALS & MAINTENANCE
Please see page 680 for materials, care and maintenance instructions.





THE PENGUIN ROCKING CHAIR, UPHOLSTERED SEAT
Designed by *Ib Kofod-Larsen*

[BACK TO START](#)

SPEC OPTIONS
6–8 weeks delivery time

SKU	VARIANT
<i>Textile — Oak base</i>	
1204000	<i>Price Category 0</i> Audo Bouclé, Audo
1204001	<i>Price Category 1</i> Barnum Bouclé, Audo / Champion, JAB / Illusion, Nevotex / Hot Madison, JAB / Remix 3, Kvadrat / Re-wool, Kvadrat
1204002	<i>Price Category 2</i> Canvas 2, Kvadrat / Clay, Kvadrat, Sahco / Colline 2, Kvadrat / Fiord 2, Kvadrat / Hallingdal 65, Kvadrat / Moss, Kvadrat, Sahco / Reflect, Kvadrat / Savanna, Kvadrat / Steelcut 2, Kvadrat / Steelcut Trio 3, Kvadrat
1204003	<i>Price Category 3</i> Arctic, JAB / Safire, Kvadrat, Sahco / Vidar 4, Kvadrat, Sahco / Zero, Kvadrat, Sahco
1204004	<i>Price Category 4</i> Doppiopanama, Dedar / Grand Mohair, Danish Art Weaving / Lupo, Dedar
<i>Leather — Oak base</i>	
1204005	<i>Price Category 1</i> Dakar, Nevotex / Envy, Sørensens Leather / Ultra, Sørensens Leather
1204006	<i>Price Category 2</i> Dunes, Sørensens Leather / Nuance, Sørensens Leather
1204007	<i>Price Category 3</i> Royal Nubuck, Sørensens Leather
1204008	<i>Price Category 4</i> Elegance, Sørensens Leather

SPEC OPTIONS
6–8 weeks delivery time









SKU	VARIANT
<i>Textile — Walnut base</i>	
1206000	<i>Price Category 0</i> Audo Bouclé, Audo
1206001	<i>Price Category 1</i> Barnum Bouclé, Audo / Champion, JAB / Illusion, Nevotex / Hot Madison, JAB / Remix 3, Kvadrat / Re-wool, Kvadrat
1206002	<i>Price Category 2</i> Canvas 2, Kvadrat / Clay, Kvadrat, Sahco / Colline 2, Kvadrat / Fiord 2, Kvadrat / Hallingdal 65, Kvadrat / Moss, Kvadrat, Sahco / Reflect, Kvadrat / Savanna, Kvadrat / Steelcut 2, Kvadrat / Steelcut Trio 3, Kvadrat
1206003	<i>Price Category 3</i> Arctic, JAB / Safire, Kvadrat, Sahco / Vidar 4, Kvadrat, Sahco / Zero, Kvadrat, Sahco
1206004	<i>Price Category 4</i> Doppiopanama, Dedar / Grand Mohair, Danish Art Weaving / Lupo, Dedar
<i>Leather — Walnut base</i>	
1206005	<i>Price Category 1</i> Dakar, Nevotex / Envy, Sørensens Leather / Ultra, Sørensens Leather
1206006	<i>Price Category 2</i> Dunes, Sørensens Leather / Nuance, Sørensens Leather
1206007	<i>Price Category 3</i> Royal Nubuck, Sørensens Leather
1206008	<i>Price Category 4</i> Elegance, Sørensens Leather









THE PENGUIN ROCKING CHAIR, UPHOLSTERED SEAT
Designed by *Ib Kofod-Larsen*

[BACK TO START](#)

RECOMMENDED COMBINATIONS
6–8 weeks delivery time

SKU	VARIANT
<i>Textile — natural oak</i>	
1204001-040000ZZ	 THE PENGUIN ROCKING CHAIR / BLACK STEEL / NATURAL OAK / SOLID BLACK ASH ROCKER / RE-WOOL 218
1204001-040100ZZ	 THE PENGUIN ROCKING CHAIR / BLACK STEEL / NATURAL OAK / SOLID BLACK ASH ROCKER / RE-WOOL 448
1204002-040000ZZ	 THE PENGUIN ROCKING CHAIR / BLACK STEEL / NATURAL OAK / SOLID BLACK ASH ROCKER / HALLINGDAL 65 110
1204002-040100ZZ	 THE PENGUIN ROCKING CHAIR / BLACK STEEL / NATURAL OAK / SOLID BLACK ASH ROCKER / HALLINGDAL 65 600
<i>Textile — walnut</i>	
1206001-000000ZZ	 THE PENGUIN ROCKING CHAIR / BLACK STEEL / WALNUT / SOLID BLACK ASH ROCKER / RE-WOOL 218
1206001-000100ZZ	 THE PENGUIN ROCKING CHAIR / BLACK STEEL / WALNUT / SOLID BLACK ASH ROCKER / RE-WOOL 448
1206002-000000ZZ	 THE PENGUIN ROCKING CHAIR / BLACK STEEL / WALNUT / SOLID BLACK ASH ROCKER / HALLINGDAL 65 110
1206002-000100ZZ	 THE PENGUIN ROCKING CHAIR / BLACK STEEL / WALNUT / SOLID BLACK ASH ROCKER / HALLINGDAL 65 600

RECOMMENDED COMBINATIONS
6–8 weeks delivery time

SKU	VARIANT
<i>Leather — natural oak</i>	
1204005-040000ZZ	 THE PENGUIN ROCKING CHAIR / BLACK STEEL / NATURAL OAK / SOLID BLACK ASH ROCKER / DAKAR 0250
1204005-040100ZZ	 THE PENGUIN ROCKING CHAIR / BLACK STEEL / NATURAL OAK / SOLID BLACK ASH ROCKER / DAKAR 0329
1204005-040200ZZ	 THE PENGUIN ROCKING CHAIR / BLACK STEEL / NATURAL OAK / SOLID BLACK ASH ROCKER / DAKAR 0842
<i>Leather — walnut</i>	
1206005-000000ZZ	 THE PENGUIN ROCKING CHAIR / BLACK STEEL / WALNUT / SOLID BLACK ASH ROCKER / DAKAR 0250
1206005-000100ZZ	 THE PENGUIN ROCKING CHAIR / BLACK STEEL / WALNUT / SOLID BLACK ASH ROCKER / DAKAR 0329
1206005-000200ZZ	 THE PENGUIN ROCKING CHAIR / BLACK STEEL / WALNUT / SOLID BLACK ASH ROCKER / DAKAR 0842



THE PENGUIN ROCKING CHAIR, FULLY UPHOLSTERED


Designed by *Ib Kofod-Larsen*

[BACK TO START](#)

An iconic, mid-century design from the hand of Ib Kofod-Larsen, the Penguin Rocking Chair continues to offer unparalleled sitting comfort and elegance thanks to its considered combination of ergonomic form, quality craftsmanship and premium materials.


PRODUCT OPTIONS

Seat and backrest



UPHOLSTERED

Steel base



BLACK POWDER COATED STEEL

Rocker



BLACK ASH

Spec options

Available in fabrics from our upholstery programme. Standard lead times apply.

For custom upholstery, please refer to the guiding

textile/leather consumption:

COM: 0,65 m / 0,715 yds

COL: 0,5 m² / 5,385 sqft

Prices excl. custom upholstery are equal to Price Category 1 Textile or Leather. Contact Sales support for approval of custom upholstery and to place your order.

The above textile consumption is only valid for textile rolls with a width equal to or greater than 140 cm. For smaller textile rolls, please contact Sales Support for guidance. For textile with pattern, please expect a higher usage for correct pattern fitting. Please contact Sales Support for guidance.

TECHNICAL SPECIFICATIONS

PRODUCT TYPE
Lounge chair

COLLI
1

ENVIRONMENT
Indoor

DIMENSIONS
H: 75 cm / 29,5"
SH: 42 cm / 16,5"
AH: 64,5 cm / 25,3"
W: 57 cm / 22,4"
D: 85 cm / 33,5"

PRODUCTION PROCESS
The cut steel frame is welded by robotic welding, and then powder coated to obtain a robust surface. The rockers are CNC carved from Ash wood and painted afterwards. The upholstered seat and backrest is produced by gluing foam onto the bended plywood shell upon which the textile or leather is mounted.

COLOUR
Seat and backrest
Dependent upon selected upholstery

Base
Black (RAL 9005)

Rockers
Black ash

GLOSS
Gloss 10-20

MATERIALS
Powder coated steel, curved plywood, solid ash, foam and upholstery.

WEIGHT
16 kg / 35,27 lb

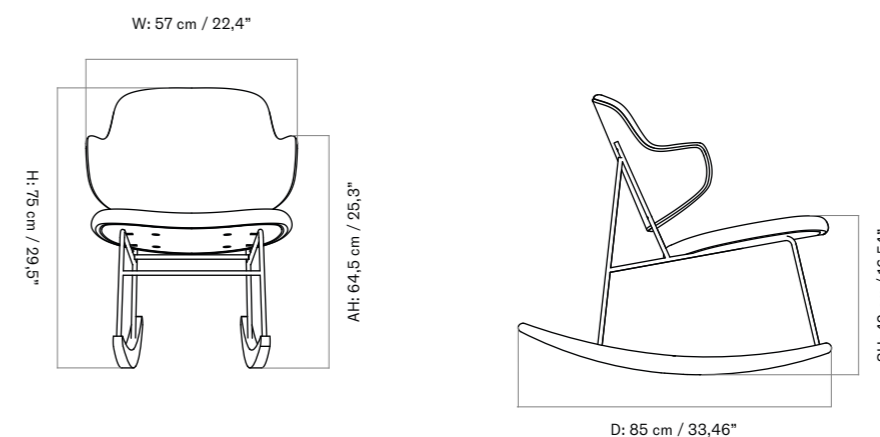
TEST
N / A

CERTIFICATIONS
EN16139:2013, L2
Crafted from FSC certified plywood and ash

PACKAGING TYPE
Brown box

PACKAGING MEASUREMENTS
(H × W × D)
83 cm × 73 cm × 92 cm /
32,7" × 28,7" × 36,2"

MATERIALS & MAINTENANCE
Please see page 680 for materials, care and maintenance instructions.












THE PENGUIN ROCKING CHAIR, FULLY UPHOLSTERED
Designed by *Ib Kofod-Larsen*

[BACK TO START](#)

SPEC OPTIONS
6–8 weeks delivery time

RECOMMENDED COMBINATIONS
6–8 weeks delivery time

SKU	VARIANT
<i>Textile — Upholstered</i>	
1231000	<i>Price Category 0</i> Audo Bouclé, Audo
1231001	<i>Price Category 1</i> Barnum Bouclé, Audo / Champion, JAB / Illusion, Nevotex / Hot Madison, JAB / Remix 3, Kvadrat / Re-wool, Kvadrat
1231002	<i>Price Category 2</i> Canvas 2, Kvadrat / Clay, Kvadrat, Sahco / Colline 2, Kvadrat / Fiord 2, Kvadrat / Hallingdal 65, Kvadrat / Moss, Kvadrat, Sahco / Reflect, Kvadrat / Savanna, Kvadrat / Steelcut 2, Kvadrat / Steelcut Trio 3, Kvadrat
1231003	<i>Price Category 3</i> Arctic, JAB / Safire, Kvadrat, Sahco / Vidar 4, Kvadrat, Sahco / Zero, Kvadrat, Sahco
1231004	<i>Price Category 4</i> Doppiopanama, Dedar / Grand Mohair, Danish Art Weaving / Lupo, Dedar
<i>Leather — Upholstered</i>	
1231005	<i>Price Category 1</i> Dakar, Nevotex / Envy, Sørensen Leather / Ultra, Sørensen Leather
1231006	<i>Price Category 2</i> Dunes, Sørensen Leather / Nuance, Sørensen Leather
1231007	<i>Price Category 3</i> Royal Nubuck, Sørensen Leather
1231008	<i>Price Category 4</i> Elegance, Sørensen Leather

SKU	VARIANT
<i>Textile — Upholstered</i>	
1231001-000400ZZ	 THE PENGUIN ROCKING CHAIR, BLACK STEEL / RE-WOOL 218 (NEW)
1231001-000800ZZ	 THE PENGUIN ROCKING CHAIR, BLACK STEEL / RE-WOOL 448 (NEW)
1231002-000200ZZ	 THE PENGUIN ROCKING CHAIR, BLACK STEEL / HALLINGDAL 65 110 (NEW)
1231002-000X00ZZ	 THE PENGUIN ROCKING CHAIR, BLACK STEEL / HALLINGDAL 65 600 (NEW)
<i>Leather — Upholstered</i>	
1231005-000300ZZ	 THE PENGUIN ROCKING CHAIR, BLACK STEEL / DAKAR 0250 (NEW)
1231005-000700ZZ	 THE PENGUIN ROCKING CHAIR, BLACK STEEL / DAKAR 0329 (NEW)
1231005-000T00ZZ	 THE PENGUIN ROCKING CHAIR, BLACK STEEL / DAKAR 0842 (NEW)

 [WM String Dining Chair](#) →

 [WM String Lounge Chair](#) →

 [WM String Cushion](#) →



WM STRING DINING CHAIR
Designed by *Studio WM*

[BACK TO START](#)

Tubular powder coated steel chair with inverted backrest.

PRODUCT OPTIONS

STOCK OPTIONS

Powder coated steel base



WHITE STEEL



WHITE STEEL



SKU	VARIANT
9520639	WM STRING DINING CHAIR, WHITE STEEL
9520539	WM STRING DINING CHAIR, BLACK STEEL

TECHNICAL SPECIFICATIONS

PRODUCT TYPE Chair	COLOUR Black (RAL 9005) White (RAL 9016)	TEST EN 1022:2005, L1 EN 16139:2013, L1
COLLI 2	GLOSS Gloss 10-20	CERTIFICATIONS N / A
ENVIRONMENT Indoor Outdoor	MATERIALS ED Coating, powder coated steel	PACKAGING TYPE Brown box
DIMENSIONS H: 80 cm / 31,5" SH: 45,5 cm / 17,9" W: 53 cm / 30,9" D: 50 cm / 19,7"	WEIGHT 4,3 kg / 9,5 lb	PACKAGING MEASUREMENTS (H × W × D) 80,2 cm × 52,8 cm × 48 cm / 31,6" × 23,1" × 18,9"
PRODUCTION PROCESS The chair is made from powder coated bent steel tubes.	MATERIALS & MAINTENANCE Please see page 680 for materials, care and maintenance instructions.	





WM STRING LOUNGE CHAIR
Designed by *Studio WM*

[BACK TO START](#)

Tubular powder coated steel chair with inverted backrest.

PRODUCT OPTIONS

STOCK OPTIONS

Powder coated steel base



WHITE STEEL



SKU

VARIANT

9500539

WM STRING LOUNGE CHAIR, BLACK STEEL

TECHNICAL SPECIFICATIONS

PRODUCT TYPE
Chair

COLOUR
Black (RAL 9005)

TEST
EN 1022:2005, L1
EN 16139:2013, L1

COLLI
2

GLOSS
Gloss 10-20

CERTIFICATIONS
N / A

ENVIRONMENT
Indoor
Outdoor

MATERIALS
ED Coating, powder coated steel

PACKAGING TYPE
Brown box

DIMENSIONS
H: 71,5 cm / 28,1"
SH: 36 cm / 14,2"
W: 66 cm / 26"
D: 53 cm / 20,9"

WEIGHT
4,9 kg / 10,8 lb

PACKAGING MEASUREMENTS
(H × W × D)
71 cm × 65,5 cm × 53,5 cm /
28" × 25,8" × 21"

PRODUCTION PROCESS
The chair is made from powder coated bent steel tubes.

MATERIALS & MAINTENANCE
Please see page 680 for materials, care and maintenance instructions.



Versatile and durable, use WM String Cushion inside or outdoors.inverted backrest.

PRODUCT OPTIONS

Cushion - WM String dining chair



INDOOR, LIGHT GREY
9575130

OUTDOOR, DARK GREY
9585150

Cushion - WM String lounge chair



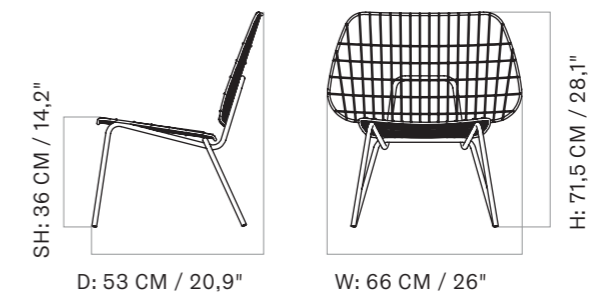
OUTDOOR, DARK GREY
9586150

STOCK OPTIONS

SKU	VARIANT
9575130	WM STRING DINING CHAIR, CUSHION, INDOOR / LIGHT GREY
9585150	WM STRING DINING CHAIR, CUSHION, OUTDOOR / DARK GREY
9586150	WM STRING LOUNGE CHAIR, CUSHION, OUTDOOR / DARK GREY

TECHNICAL SPECIFICATIONS

PRODUCT TYPE Cushion	COLOUR <i>Indoor</i> Light grey (Gabriel Luna 2, 04013) <i>Outdoor</i> Dark grey (Sunbrella, Deauville, DEA 3737 140 - Ardoise)	TEST N / A
COLLI 2	GLOSS N / A	CERTIFICATIONS N / A
ENVIRONMENT Indoor Outdoor	MATERIALS Gabriel textile for indoor og sunbrella textile for outdoor variant and HR foam.	PACKAGING TYPE Polybag
DIMENSIONS <i>Dining</i> W: 40,5 cm / 15,9" D: 37,5 cm / 14" <i>Lounge</i> W: 44,5 cm / 17,5" D: 41 cm / 16,1"	WEIGHT Dining: 300 g / 0,7 lb Lounge: 350 g / 0,8 lb	PACKAGING MEASUREMENTS (H x W x D) <i>Dining</i> W: 40,5 cm / 15,9" D: 37,5 cm / 14" <i>Lounge</i> W: 44,5 cm / 17,5" D: 41 cm / 16,1"
PRODUCTION PROCESS Upholstered cut foam with stitching around edge.		MATERIALS & MAINTENANCE Please see page 680 for materials, care and maintenance instructions.



COUNTER CHAIR

BAR CHAIR



Afteroom Counter Chair



Afteroom Counter Chair Plus



Afteroom Bar Chair



Afteroom Bar Chair Plus





AFTERROOM COUNTER CHAIR

Designed by *Afteroom*

[BACK TO START](#)

Counter chair with tubular powder coated steel, with extended backrest in veneer. Available with or without upholstered seat.



PRODUCT OPTIONS

Seat



WITHOUT UPHOLSTERY

WITH UPHOLSTERY

Powder coated steel base



BLACK STEEL

Spec options

Available in fabrics from our upholstery programme. Standard lead times apply.

For custom upholstery, please refer to the guiding

textile/leather consumption:

COM: 0,59 m / 0,649 yds

COL: 0,88 m² / 9,4776 sqft

Prices excl. custom upholstery are equal to Price Category 1 Textile or Leather. Contact Sales support for approval of custom upholstery and to place your order.

The above textile consumption is only valid for textile rolls with a width equal to or greater than 140 cm. For smaller textile rolls, please contact Sales Support for guidance. For textile with pattern, please expect a higher usage for correct pattern fitting. Please contact Sales Support for guidance.

TECHNICAL SPECIFICATIONS

PRODUCT TYPE
Counter and bar chair

COLLI
1

ENVIRONMENT
Indoor

DIMENSIONS
H: 92 cm / 36,2"
SH: 63,5 cm / 25"
W: 48 cm / 18,9"
D: 54 cm / 21,3"

PRODUCTION PROCESS
The base is made of bent, welded steel tubes with a powder coated finish. The seat is milled MDF with a painted finish. The upholstered seat is made of plywood upholstery shell, foam and fabric.

COLOUR
Seat with upholstery
Dependent upon selected upholstery

Backrest and seat without upholstery
Black (RAL 9005)

Base
Black (RAL 9005)

GLOSS
Gloss 10-20

MATERIALS
Powder coated steel and painted MDF or plywood, CAL117 foam (50N/50 kg) and upholstery.

WEIGHT
Without upholstery: 5,5 kg / 12,1 lb
With upholstery: 5 kg / 11 lb

TEST
EN1022:2005, L2
EN16139:2013, L2

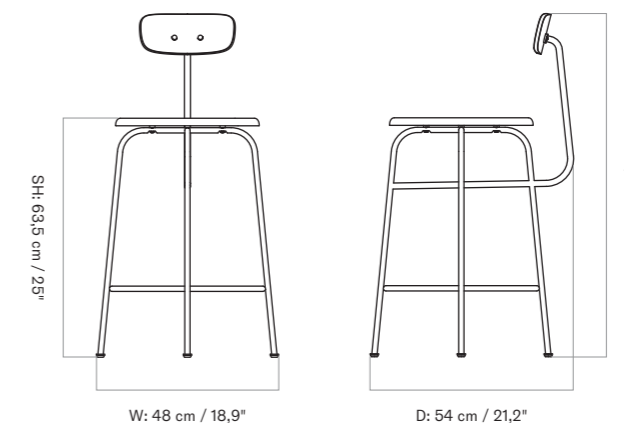
CERTIFICATIONS
TSCA title VI compliant

Declare.

PACKAGING TYPE
Brown box

PACKAGING MEASUREMENTS
(H x W x D)
110 cm x 48 cm x 48 cm /
43,3" x 18,9" x 18,9"

MATERIALS & MAINTENANCE
Please see page 680 for materials, care and maintenance instructions.





AFTERROOM COUNTER CHAIR
Designed by *Afteroom*

[BACK TO START](#)

SPEC OPTIONS
6–8 weeks delivery time

SKU	VARIANT
<i>Textile — Seat with upholstery</i>	
9410020	<i>Price Category 0</i> Audo Bouclé, Audo
9410001	<i>Price Category 1</i> Barnum Bouclé, Audo / Champion, JAB / Illusion, Nevotex / Hot Madison, JAB / Maple, Kvadrat / Remix 3, Kvadrat / Re-wool, Kvadrat
9410002	<i>Price Category 2</i> Canvas 2, Kvadrat / Clay, Kvadrat, Sahco / Colline 2, Kvadrat / Fiord 2, Kvadrat / Hallingdal 65, Kvadrat / Moss, Kvadrat, Sahco / Reflect, Kvadrat / Savanna, Kvadrat / Steelcut 2, Kvadrat / Steelcut Trio 3, Kvadrat
9410003	<i>Price Category 3</i> Arctic, JAB / Safire, Kvadrat, Sahco / Vidar 4, Kvadrat, Sahco / Zero, Kvadrat, Sahco
9410008	<i>Price Category 4</i> Cabanon Soft, Designers Guild / DoppioPanama, Dedar / Grand Mohair, Danish Art Weaving / Lupo, Dedar
<i>Leather — Seat with upholstery</i>	
9410004	<i>Price Category 1</i> Dakar, Nevotex / Envy, Sørensen Leather / Ultra, Sørensen Leather
9410005	<i>Price Category 2</i> Dunes, Sørensen Leather / Nuance, Sørensen Leather
9410006	<i>Price Category 3</i> Royal Nubuck, Sørensen Leather
9410007	<i>Price Category 4</i> Elegance, Sørensen Leather

QUICK SHIP OPTIONS
Selected combinations up to 4 weeks delivery time.

SKU	VARIANT
<i>Seat with upholstery — Black steel base</i>	
9410005-000A00ZZ	 AFTERROOM COUNTER CHAIR, BLACK STEEL / DUNES COGNAC 21000
9410005-000D00ZZ	 AFTERROOM COUNTER CHAIR, BLACK STEEL / DUNES ANTHRAZITE 21003



AFTERROOM COUNTER CHAIR PLUS

Designed by *Afteroom*

Counter chair with tubular powder coated steel, with a circular footrest. Upholstered seat and extended, upholstered or walnut veneer backrest.




PRODUCT OPTIONS

Seat




WITH UPHOLSTERY

Backrest options



WALNUT



WITH UPHOLSTERY

Powder coated steel base



BLACK STEEL

Spec options

Available in fabrics from our upholstery programme. Standard lead times apply.

For custom upholstery, please refer to the guiding textile/leather consumption:
COM: 0,59 m / 0,649 yds
COL: 0,88 m² / 9,4776 sqft

Prices excl. custom upholstery are equal to Price Category 1 Textile or Leather. Contact Sales support for approval of custom upholstery and to place your order.

The above textile consumption is only valid for textile rolls with a width equal to or greater than 140 cm. For smaller textile rolls, please contact Sales Support for guidance. For textile with pattern, please expect a higher usage for correct pattern fitting. Please contact Sales Support for guidance.

PRODUCT TYPE
Counter and bar chair

COLLI
1

ENVIRONMENT
Indoor

DIMENSIONS
H: 97 cm / 38,2"
SH: 63,5 cm / 25"
W: 48 cm / 18,9"
D: 54 cm / 21,2"

PRODUCTION PROCESS
The base is made of bended and welded steel tubes. The base has a powder coated finish. The seat is milled MDF with a painted finish. The upholstered seat is made of plywood upholstery shell, foam and upholstery. The walnut back rest is made of curved walnut veneer.

TECHNICAL SPECIFICATIONS

COLOUR
Seat and backrest with upholstery
Dependent upon selected upholstery

Backrest
Walnut or dependent upon selected upholstery

Base
Black RAL (RAL 9005)

GLOSS
Gloss 10-20

MATERIALS
Powder coated steel, walnut veneer, plywood, CAL117 foam (50N / 50kg), upholstery.

WEIGHT
5 kg / 11 lb

TEST
EN1022:2005, L2
EN16139:2013, L2

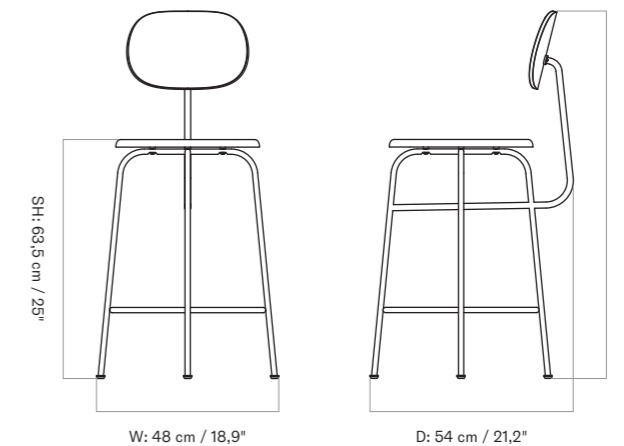
CERTIFICATIONS
TSCA title VI compliant

Declare.

PACKAGING TYPE
Brown box

PACKAGING MEASUREMENTS
(H x W x D)
101 cm x 48 cm x 48 cm /
39,8" x 18,9" x 18,9"

MATERIALS & MAINTENANCE
Please see page 680 for materials, care and maintenance instructions.





AFTERROOM COUNTER CHAIR PLUS
Designed by *Afterroom*

[BACK TO START](#)

SPEC OPTIONS
6–8 weeks delivery time

SKU	VARIANT
<i>Textile — Seat with upholstery — Walnut backrest</i>	
9445020	<i>Price Category 0</i> Audo Bouclé, Audo
9445001	<i>Price Category 1</i> Barnum Bouclé, Audo / Champion, JAB / Illusion, Nevotex / Hot Madison, JAB / Maple, Kvadrat / Remix 3, Kvadrat / Re-wool, Kvadrat
9445002	<i>Price Category 2</i> Canvas 2, Kvadrat / Clay, Kvadrat, Sahco / Colline 2, Kvadrat / Fiord 2, Kvadrat / Hallingdal 65, Kvadrat / Moss, Kvadrat, Sahco / Reflect, Kvadrat / Savanna, Kvadrat / Steelcut 2, Kvadrat / Steelcut Trio 3, Kvadrat
9445003	<i>Price Category 3</i> Arctic, JAB / Safire, Kvadrat, Sahco / Vidar 4, Kvadrat, Sahco / Zero, Kvadrat, Sahco
9445008	<i>Price Category 4</i> Cabanon Soft, Designers Guild / Doppiopanama, Dedar / Grand Mohair, Danish Art Weaving / Lupo, Dedar
<i>Textile — Seat with upholstery — Walnut backrest</i>	
9445004	<i>Price Category 1</i> Dakar, Nevotex / Envy, Sørensen Leather / Ultra, Sørensen Leather
9445005	<i>Price Category 2</i> Dunes, Sørensen Leather / Nuance, Sørensen Leather
9445006	<i>Price Category 3</i> Royal Nubuck, Sørensen Leather
9445007	<i>Price Category 4</i> Elegance, Sørensen Leather

SPEC OPTIONS
6–8 weeks delivery time


SKU	VARIANT
<i>Textile — Seat and backrest with upholstery</i>	
9455020	<i>Price Category 0</i> Audo Bouclé, Audo
9455001	<i>Price Category 1</i> Barnum Bouclé, Audo / Champion, JAB / Illusion, Nevotex / Hot Madison, JAB / Maple, Kvadrat / Remix 3, Kvadrat / Re-wool, Kvadrat
9455002	<i>Price Category 2</i> Canvas 2, Kvadrat / Clay, Kvadrat, Sahco / Colline 2, Kvadrat / Fiord 2, Kvadrat / Hallingdal 65, Kvadrat / Moss, Kvadrat, Sahco / Reflect, Kvadrat / Savanna, Kvadrat / Steelcut 2, Kvadrat / Steelcut Trio 3, Kvadrat
9455003	<i>Price Category 3</i> Arctic, JAB / Safire, Kvadrat, Sahco / Vidar 4, Kvadrat, Sahco / Zero, Kvadrat, Sahco
9455008	<i>Price Category 4</i> Cabanon Soft, Designers Guild / Doppiopanama, Dedar / Grand Mohair, Danish Art Weaving / Lupo, Dedar
<i>Leather — Seat and backrest with upholstery</i>	
9455004	<i>Price Category 1</i> Dakar, Nevotex / Envy, Sørensen Leather / Ultra, Sørensen Leather
9455005	<i>Price Category 2</i> Dunes, Sørensen Leather / Nuance, Sørensen Leather
9455006	<i>Price Category 3</i> Royal Nubuck, Sørensen Leather
9455007	<i>Price Category 4</i> Elegance, Sørensen Leather






AFTERROOM COUNTER CHAIR PLUS
Designed by *Afteroom*

[BACK TO START](#)

QUICK SHIP OPTIONS
Selected combinations up to 4 weeks delivery time.

SKU	VARIANT
<i>Seat and backrest with upholstery — Black steel base</i>	
9455004-000H05ZZ	 AFTERROOM COUNTER CHAIR PLUS, BLACK STEEL / DAKAR 0250

RECOMMENDED COMBINATIONS
6–8 weeks delivery time

SKU	VARIANT
<i>Seat and backrest with upholstery — Black steel</i>	
9455001-000101ZZ	 AFTERROOM COUNTER CHAIR PLUS, BLACK STEEL / CHAMPION 035
9455002-00E806ZZ	 AFTERROOM COUNTER CHAIR PLUS, BLACK STEEL / FIORD 2 0961
9455004-002D05ZZ	 AFTERROOM COUNTER CHAIR PLUS, BLACK STEEL / DAKAR 0842



AFTERROOM COUNTER CHAIR PLUS, material *black steel / Dakar 0341*, designer *Afteroom*
 AFTERROOM BAR CHAIR PLUS, material *black steel / city velvet*, designer *Afteroom*
 SNAREGADE COUNTER TABLE, material *light grey steel / Mushroom Linoleum*, designer *Norm Architects*
 SNAREGADE BAR TABLE, material *black steel / charcoal linoleum*, designer *Norm Architects*



AFTERROOM BAR CHAIR
Designed by *Afteroom*

BACK TO START

Bar chair with tubular powder coated steel, with extended backrest in veneer. Available with or without upholstered seat.



PRODUCT OPTIONS

Seat



WITHOUT UPHOLSTERY



WITH UPHOLSTERY

Powder coated steel base



BLACK STEEL

PRODUCT TYPE
Counter and bar chair

COLLI
1

ENVIRONMENT
Indoor

DIMENSIONS
H: 101 cm / 39,76"
SH: 73,5 cm / 28,9"
W: 50 cm / 19,7"
D: 55 cm / 21,7"

PRODUCTION PROCESS
The base is made of bent, welded steel tubes with a powder coated finish. The seat is milled MDF with a painted finish. The upholstered seat is made of plywood upholstery shell, foam and fabric.

TECHNICAL SPECIFICATIONS

COLOUR
Seat with upholstery
Dependent upon selected upholstery

Backrest and seat without upholstery
Black (RAL 9005)

Base
Black (RAL 9005)

GLOSS
Gloss 10-20

MATERIALS
Powder coated steel and painted MDF or plywood, CAL117 foam (50N/50 kg) and upholstery.

WEIGHT
Without upholstery: 5,8 kg / 12,8 lb
With upholstery: 5,5 kg / 12,1 lb

TEST
EN1022:2005, L2
EN16139:2013, L2

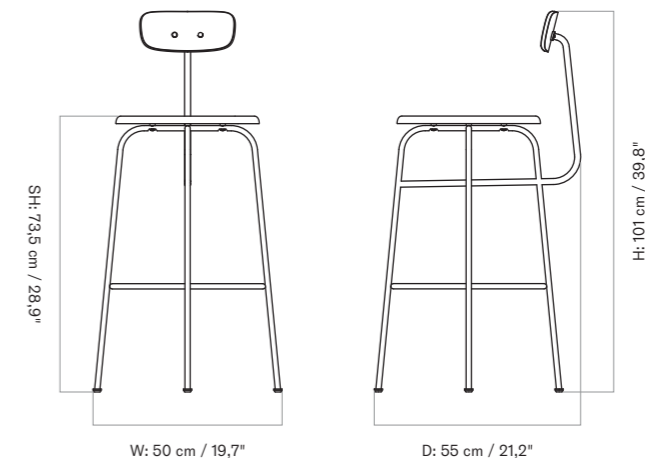
CERTIFICATIONS
TSCA title VI compliant

Declare.

PACKAGING TYPE
Brown box

PACKAGING MEASUREMENTS
(H x W x D)
110 cm x 48 cm x 48 cm /
43,3" x 18,9" x 18,9"

MATERIALS & MAINTENANCE
Please see page 680 for materials, care and maintenance instructions.







AFTERROOM BAR CHAIR
Designed by *Afteroom*

[BACK TO START](#)

SPEC OPTIONS
6–8 weeks delivery time

SKU	VARIANT
<i>Textile — Seat with upholstery</i>	
9400020	<i>Price Category 0</i> Audo Bouclé, Audo
9400001	<i>Price Category 1</i> Barnum Bouclé, Audo / Champion, JAB / Illusion, Nevotex / Hot Madison, JAB / Maple, Kvadrat / Remix 3, Kvadrat / Re-wool, Kvadrat
9400002	<i>Price Category 2</i> Canvas 2, Kvadrat / Clay, Kvadrat, Sahco / Colline 2, Kvadrat / Fiord 2, Kvadrat / Hallingdal 65, Kvadrat / Moss, Kvadrat, Sahco / Reflect, Kvadrat / Savanna, Kvadrat / Steelcut 2, Kvadrat / Steelcut Trio 3, Kvadrat
9400003	<i>Price Category 3</i> Arctic, JAB / Safire, Kvadrat, Sahco / Vidar 4, Kvadrat, Sahco / Zero, Kvadrat, Sahco
9400008	<i>Price Category 4</i> Cabanon Soft, Designers Guild / Doppiopanama, Dedar / Grand Mohair, Danish Art Weaving / Lupo, Dedar
<i>Leather — Seat with upholstery</i>	
9400004	<i>Price Category 1</i> Dakar, Nevotex / Envy, Sørensens Leather / Ultra, Sørensens Leather
9400005	<i>Price Category 2</i> Dunes, Sørensens Leather / Nuance, Sørensens Leather
9400006	<i>Price Category 3</i> Royal Nubuck, Sørensens Leather
9400007	<i>Price Category 4</i> Elegance, Sørensens Leather

QUICK SHIP OPTIONS
Selected combinations up to 4 weeks delivery time.

SKU	VARIANT
<i>Seat with upholstery — Black steel base</i>	
9400005-000D00ZZ	 AFTERROOM BAR CHAIR, BLACK STEEL / DUNES ANTHRAZITE 21003
9400005-000A00ZZ	 AFTERROOM BAR CHAIR, BLACK STEEL / DUNES COGNAC 21000



AFTERROOM BAR CHAIR PLUS

Designed by *Afteroom*

[BACK TO START](#)

Bar chair with tubular powder coated steel, with a circular footrest. Upholstered seat and extended, upholstered or walnut veneer backrest.




PRODUCT OPTIONS

Seat




WITH UPHOLSTERY

Backrest options



WALNUT



WITH UPHOLSTERY

Powder coated steel base



BLACK STEEL

Spec options

Available in fabrics from our upholstery programme. Standard lead times apply.

For custom upholstery, please refer to the guiding textile/leather consumption:
COM: 0,59 m / 0,649 yds
COL: 0,88 m² / 9,4776 sqft

Prices excl. custom upholstery are equal to Price Category 1 Textile or Leather. Contact Sales support for approval of custom upholstery and to place your order.

The above textile consumption is only valid for textile rolls with a width equal to or greater than 140 cm. For smaller textile rolls, please contact Sales Support for guidance. For textile with pattern, please expect a higher usage for correct pattern fitting. Please contact Sales Support for guidance.

PRODUCT TYPE
Counter and bar chair

COLLI
1

ENVIRONMENT
Indoor

DIMENSIONS
H: 107,5 cm / 42,3"
SH: 73,5 cm / 28,9"
W: 50 cm / 19,7"
D: 55 cm / 21,2"

PRODUCTION PROCESS
The base is made of bended and welded steel tubes. The base has a powder coated finish. The seat is milled MDF with a painted finish. The upholstered seat is made of plywood upholstery shell, foam and upholstery. The walnut back rest is made of curved walnut veneer.

TECHNICAL SPECIFICATIONS

COLOUR
Seat and backrest with upholstery
Dependent upon selected upholstery

Backrest
Walnut or dependent upon selected upholstery

Base
Black RAL (RAL 9005)

GLOSS
Gloss 10-20

MATERIALS
Powder coated steel, walnut veneer, plywood, CAL117 foam (50N / 50kg), upholstery.

WEIGHT
5,4 kg / 11,9 lb

TEST
EN1022:2005, L2
EN16139:2013, L2

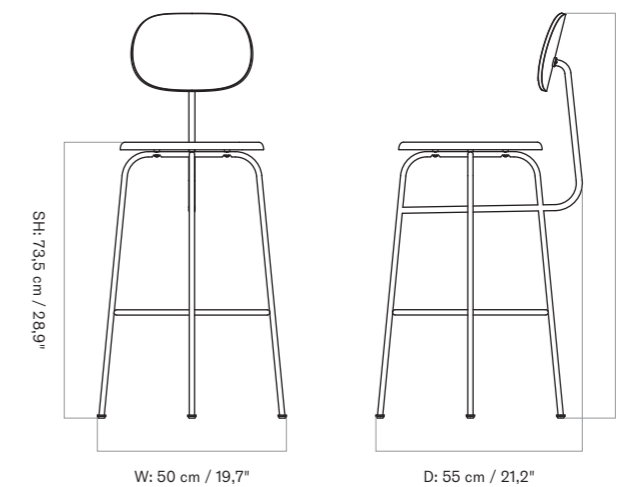
CERTIFICATIONS
TSCA title VI compliant

Declare.

PACKAGING TYPE
Brown box

PACKAGING MEASUREMENTS
(H x W x D)
101 cm x 48 cm x 48 cm /
39,8" x 18,9" x 18,9"

MATERIALS & MAINTENANCE
Please see page 680 for materials, care and maintenance instructions.





AFTERROOM BAR CHAIR PLUS
Designed by *Afteroom*

[BACK TO START](#)

SPEC OPTIONS
6–8 weeks delivery time

SKU	VARIANT
<i>Textile — Seat with upholstery — Walnut backrest</i>	
9440020	<i>Price Category 0</i> Audo Bouclé, Audo
9440001	<i>Price Category 1</i> Barnum Bouclé, Audo / Champion, JAB / Illusion, Nevotex / Hot Madison, JAB / Maple, Kvadrat / Remix 3, Kvadrat / Re-wool, Kvadrat
9440002	<i>Price Category 2</i> Canvas 2, Kvadrat / Clay, Kvadrat, Sahco / Colline 2, Kvadrat / Fiord 2, Kvadrat / Hallingdal 65, Kvadrat / Moss, Kvadrat, Sahco / Reflect, Kvadrat / Savanna, Kvadrat / Steelcut 2, Kvadrat / Steelcut Trio 3, Kvadrat
9440003	<i>Price Category 3</i> Arctic, JAB / Safire, Kvadrat, Sahco / Vidar 4, Kvadrat, Sahco / Zero, Kvadrat, Sahco
9440008	<i>Price Category 4</i> Cabanon Soft, Designers Guild / Doppiopanama, Dedar / Grand Mohair, Danish Art Weaving / Lupo, Dedar
<i>Leather — Seat with upholstery — Walnut backrest</i>	
9440004	<i>Price Category 1</i> Dakar, Nevotex / Envy, Sørensens Leather / Ultra, Sørensens Leather
9440005	<i>Price Category 2</i> Dunes, Sørensens Leather / Nuance, Sørensens Leather
9440006	<i>Price Category 3</i> Royal Nubuck, Sørensens Leather
9440007	<i>Price Category 4</i> Elegance, Sørensens Leather

SPEC OPTIONS
6–8 weeks delivery time

SKU	VARIANT
<i>Textile — Seat and backrest with upholstery</i>	
9450020	<i>Price Category 0</i> Audo Bouclé, Audo
9450001	<i>Price Category 1</i> Barnum Bouclé, Audo / Champion, JAB / Illusion, Nevotex / Hot Madison, JAB / Maple, Kvadrat / Remix 3, Kvadrat / Re-wool, Kvadrat
9450002	<i>Price Category 2</i> Canvas 2, Kvadrat / Clay, Kvadrat, Sahco / Colline 2, Kvadrat / Fiord 2, Kvadrat / Hallingdal 65, Kvadrat / Moss, Kvadrat, Sahco / Reflect, Kvadrat / Savanna, Kvadrat / Steelcut 2, Kvadrat / Steelcut Trio 3, Kvadrat
9450003	<i>Price Category 3</i> Arctic, JAB / Safire, Kvadrat, Sahco / Vidar 4, Kvadrat, Sahco / Zero, Kvadrat, Sahco
9450008	<i>Price Category 4</i> Cabanon Soft, Designers Guild / Doppiopanama, Dedar / Grand Mohair, Danish Art Weaving / Lupo, Dedar
<i>Leather — Seat and backrest with upholstery</i>	
9450004	<i>Price Category 1</i> Dakar, Nevotex / Envy, Sørensens Leather / Ultra, Sørensens Leather
9450005	<i>Price Category 2</i> Dunes, Sørensens Leather / Nuance, Sørensens Leather
9450006	<i>Price Category 3</i> Royal Nubuck, Sørensens Leather
9450007	<i>Price Category 4</i> Elegance, Sørensens Leather



AFTERROOM BAR CHAIR PLUS
Designed by *Afteroom*

[BACK TO START](#)

QUICK SHIP OPTIONS
Selected combinations up to 4 weeks delivery time.

SKU	VARIANT
<i>Seat and backrest with upholstery — Black steel base</i>	
9450004-000J05ZZ	AFTERROOM BAR CHAIR PLUS, BLACK STEEL / DAKAR 0250

RECOMMENDED COMBINATIONS
6–8 weeks delivery time

SKU	VARIANT
<i>Seat and backrest with upholstery — Black steel base</i>	
9450001-000201ZZ	AFTERROOM BAR CHAIR PLUS, BLACK STEEL / CHAMPION 035
9450002-00E60BZZ	AFTERROOM BAR CHAIR PLUS, BLACK STEEL / FIORD 2 0961
9450004-002G05ZZ	AFTERROOM BAR CHAIR PLUS, BLACK STEEL / DAKAR 0842

AFTERROOM COUNTER CHAIR PLUS, material *black steel* / *Dakar 031*, designer *Afteroom*
WALKER CEILING / WALL LAMP, material *black* / *brass*, designer *Søren Rose Studio*
AFTERROOM BAR CHAIR PLUS, material *black steel* / *Dakar 0250*, designer *Afteroom*



CO COUNTER CHAIR

CO BAR CHAIR



Veneer



Veneer



Seat Upholstered



Seat Upholstered



Fully Upholstered



Fully Upholstered





CO COUNTER CHAIR, VENEER
Designed by *Norm Architects & Els Van Hoorebeeck*

Distinguished by its wide back, generous seat and slender frame, the Co Counter Chair is equal parts comfortable and elegant. Conceived in collaboration with Norm Architects and Els Van Hoorebeeck, the elevated design features a footrest for additional support as you sit.



PRODUCT OPTIONS

Seat and Backrest



NATURAL OAK



DARK STAINED OAK



BLACK OAK

Steel Base



BLACK POWDER COATED STEEL

Spec options

Available in fabrics from our upholstery programme. Standard lead times apply.

For custom upholstery, please refer to the guiding textile/leather consumption:
COM: 0,59 m / 0,649 yds
COL: 0,88 m² / 9,4776 sqft

Prices excl. custom upholstery are equal to Price Category 1 Textile or Leather. Contact Sales support for approval of custom upholstery and to place your order.

The above textile consumption is only valid for textile rolls with a width equal to or greater than 140 cm. For smaller textile rolls, please contact Sales Support for guidance. For textile with pattern, please expect a higher usage for correct pattern fitting. Please contact Sales Support for guidance.

TECHNICAL SPECIFICATIONS

PRODUCT TYPE
Counter chair

COLLI
1

ENVIRONMENT
Indoor

DIMENSIONS
H: 94,5 cm / 37,2"
SH: 65,5 cm / 25,79"
W: 49,4 cm / 19,45"
D: 48,2 cm / 18,98"

PRODUCTION PROCESS
Veneered seat and backrest are made from curved plywood. CNC cut to shape parts. The core is made of beech veneer with an outer layer of oak veneer. The base is made of bent, welded powder coated steel tubes.

COLOUR

Seat and backrest
Natural oak
Dark stained oak
Black oak

Base
Black (RAL 9005)

GLOSS
Gloss 20

MATERIALS

Seat and backrest
Beech core plywood with oak veneer, black painted/dark stained/natural finish, with PU lacquer

Base
Powder coated steel

WEIGHT
6,2 kg / 13,6 lb

TEST
N / A

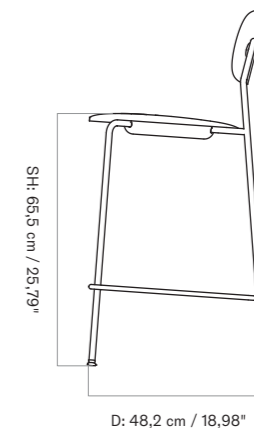
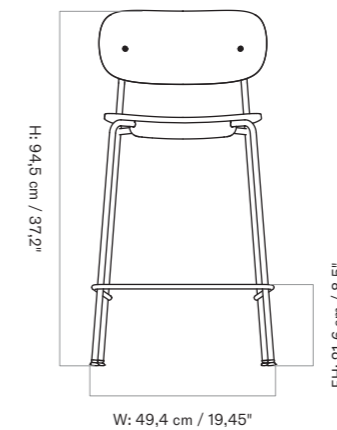
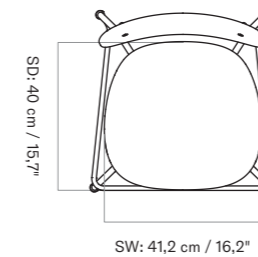
CERTIFICATIONS

Declare.

PACKAGING TYPE
Brown box

PACKAGING MEASUREMENTS
(H × W × D)
102 cm × 56 cm × 56 cm /
40,16" × 22,05" × 22,05"

MATERIALS & MAINTENANCE
Please see page 680 for materials, care and maintenance instructions.





CO DINING CHAIR VENEER
 Designed by *Norm Architects & Els Van Hoorebeeck*

[BACK TO START](#)

QUICK SHIP OPTIONS
Selected combinations up to 4 weeks delivery time.

SKU	VARIANT
1179121	CO COUNTER CHAIR, BLACK STEEL / NATURAL OAK
1179122	CO COUNTER CHAIR, BLACK STEEL / BLACK OAK
1179123	CO COUNTER CHAIR, BLACK STEEL / DARK STAINED OAK



SNAREGADE COUNTER TABLE, material *black steel / mushroom linoleum*, designer *Norm Architects*
 CO BAR CHAIR, VENEER, material *black steel / natural oak*, designer *Norm Architects & Els Van Hoorebeeck*



CO COUNTER CHAIR, SEAT UPHOLSTERED
Designed by *Norm Architects & Els Van Hoorebeeck*

Distinguished by its wide back, generous seat and slender frame, the Co Counter Chair is equal parts comfortable and elegant. Conceived in collaboration with Norm Architects and Els Van Hoorebeeck, the elevated design features a footrest for additional support as you sit.



PRODUCT OPTIONS

Seat



NATURAL OAK

DARK STAINED OAK

BLACK OAK

Seat



WITH UPHOLSTERY

Steel base



BLACK POWDER
COATED STEEL

Spec options

Available in fabrics from our upholstery programme. Standard lead times apply.

For custom upholstery, please refer to the guiding textile/leather consumption:
COM: 0,59 m / 0,649 yds
COL: 0,88 m² / 9,4776 sqft

Prices excl. custom upholstery are equal to Price Category 1 Textile or Leather. Contact Sales support for approval of custom upholstery and to place your order.

The above textile consumption is only valid for textile rolls with a width equal to or greater than 140 cm. For smaller textile rolls, please contact Sales Support for guidance. For textile with pattern, please expect a higher usage for correct pattern fitting. Please contact Sales Support for guidance.

PRODUCT TYPE
Counter chair

COLLI
1

ENVIRONMENT
Indoor

DIMENSIONS
H: 94,5 cm / 37,2"
SH: 68,5 cm / 26,97"
W: 49,4 cm / 19,45"
D: 48,2 cm / 18,98"

PRODUCTION PROCESS
Veneered seat and backrest are made from curved plywood. CNC cut to shape parts. The core is made of beech veneer with an outer layer of oak veneer. Upholstered seat

TECHNICAL SPECIFICATIONS

and backrest are made with an inner shell of birch plywood. The base is made of bent, welded powder coated steel tubes.

COLOUR

Backrest
Natural oak
Dark stained oak
Black oak

Seat with upholstery
Dependent upon selected upholstery

Base
Black (RAL 9005)

GLOSS
Gloss 20

MATERIALS

Backrest
Beech core plywood with oak veneer, black painted/dark stained/natural finish, with PU lacquer

Seat with upholstery
Veneer, CAL117 foam (20mm 45N / 40 kg and 10mm 32N / 40 kg), upholstery

Base
Powder coated steel

WEIGHT
6,5 kg / 14,3 lb

TEST
N / A

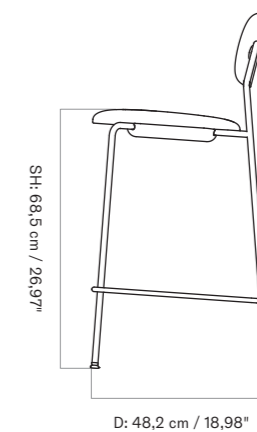
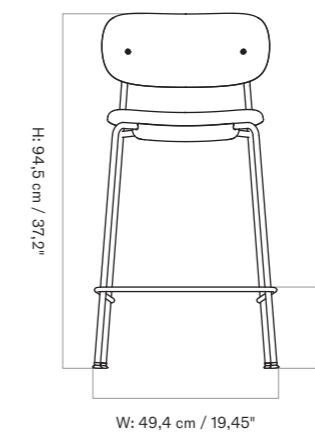
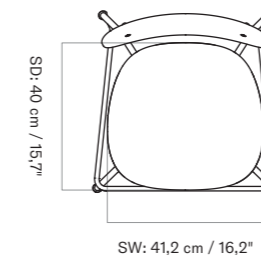
CERTIFICATIONS

Declare.

PACKAGING TYPE
Brown box

PACKAGING MEASUREMENTS
(H × W × D)
102 cm × 56 cm × 56 cm /
40,16" × 22,05" × 22,05"

MATERIALS & MAINTENANCE
Please see page 680 for materials, care and maintenance instructions.














CO COUNTER CHAIR, SEAT UPHOLSTERED
Designed by *Norm Architects & Els Van Hoorebeeck*

[BACK TO START](#)

SPEC OPTIONS
6–8 weeks delivery time

SKU	VARIANT
<i>Textile — Seat with upholstery</i>	
1184000	<i>Price Category 0</i> Audo Bouclé, Audo
1184001	<i>Price Category 1</i> Barnum Bouclé, Audo / Champion, JAB / Illusion, Nevotex / Hot Madison, JAB / Maple, Kvadrat / Remix 3, Kvadrat / Re-wool, Kvadrat
1184002	<i>Price Category 2</i> Canvas 2, Kvadrat / Clay, Kvadrat, Sahco / Colline 2, Kvadrat / Fiord 2, Kvadrat / Hallingdal 65, Kvadrat / Moss, Kvadrat, Sahco / Reflect, Kvadrat / Savanna, Kvadrat / Steelcut 2, Kvadrat / Steelcut Trio 3, Kvadrat
1184003	<i>Price Category 3</i> Arctic, JAB / Safire, Kvadrat, Sahco / Vidar 4, Kvadrat, Sahco / Zero, Kvadrat, Sahco
1184004	<i>Price Category 4</i> Cabanon Soft, Designers Guild / Doppiopanama, Dedar / Grand Mohair, Danish Art Weaving / Lupo, Dedar
<i>Leather — Seat with upholstery</i>	
1185001	<i>Price Category 1</i> Dakar, Nevotex / Envy, Sørensen Leather / Ultra, Sørensen Leather
1185002	<i>Price Category 2</i> Dunes, Sørensen Leather / Nuance, Sørensen Leather
1185003	<i>Price Category 3</i> Royal Nubuck, Sørensen Leather
1185004	<i>Price Category 4</i> Elegance, Sørensen Leather

RECOMMENDED COMBINATIONS
Selected combinations 6–8 weeks delivery time.

SKU	VARIANT
<i>Textile — Seat with upholstery</i>	
1184000-020500ZZ	CO COUNTER CHAIR, BLACK STEEL / NATURAL OAK / AUDO BOUCLÉ 06 
1184000-010500ZZ	CO COUNTER CHAIR, BLACK STEEL / DARK STAINED OAK / AUDO BOUCLÉ 06 
1184000-000500ZZ	CO COUNTER CHAIR, BLACK STEEL / BLACK OAK / AUDO BOUCLÉ 06 
1184002-010009ZZ	CO COUNTER CHAIR, BLACK STEEL / BLACK OAK / MOSS 001 
1184002-020309ZZ	CO COUNTER CHAIR, BLACK STEEL / NATURAL OAK / MOSS 004 
1184002-000309ZZ	CO COUNTER CHAIR, BLACK STEEL / DARK STAINED OAK / MOSS 004 
<i>Leather — Seat with upholstery</i>	
1185001-010100ZZ	CO COUNTER CHAIR, BLACK STEEL / DARK STAINED OAK / DAKAR 0842 
1185001-000100ZZ	CO COUNTER CHAIR, BLACK STEEL / BLACK OAK / DAKAR 0842 
1185001-020000ZZ	CO COUNTER CHAIR, BLACK STEEL / NATURAL OAK / DAKAR 0250 



CO COUNTER CHAIR, FULLY UPHOLSTERED
Designed by *Norm Architects & Els Van Hoorebeeck*

Distinguished by its wide back, generous seat and slender frame, the Co Counter Chair is equal parts comfortable and elegant. Conceived in collaboration with Norm Architects and Els Van Hoorebeeck, the elevated design features a footrest for additional support as you sit.



PRODUCT OPTIONS

Backrest



WITH UPHOLSTERY

Seat



WITH UPHOLSTERY

Steel base



BLACK STEEL

Spec options

Available in fabrics from our upholstery programme. Standard lead times apply.

For custom upholstery, please refer to the guiding textile/leather consumption:
COM: 0,59 m / 0,649 yds
COL: 0,88 m² / 9,4776 sqft

Prices excl. custom upholstery are equal to Price Category 1 Textile or Leather. Contact Sales support for approval of custom upholstery and to place your order.

The above textile consumption is only valid for textile rolls with a width equal to or greater than 140 cm. For smaller textile rolls, please contact Sales Support for guidance. For textile with pattern, please expect a higher usage for correct pattern fitting. Please contact Sales Support for guidance.

TECHNICAL SPECIFICATIONS

PRODUCT TYPE
Counter chair

COLLI
1

ENVIRONMENT
Indoor

DIMENSIONS
H: 94,5 cm / 37,2"
SH: 68,5 cm / 26,97"
W: 49,4 cm / 19,45"
D: 48,2 cm / 18,98"

PRODUCTION PROCESS
Veneered seat and backrest are made from curved plywood. CNC cut to shape parts. The core is made of beech veneer with an outer layer of oak veneer. Upholstered seat and backrest are made with an inner shell of injection molded recycled polypropylene. The base is made of bent, welded powder coated steel tubes.

COLOUR

Seat and backrest with upholstery
Dependent upon selected upholstery

Base
Black (RAL 9005)

GLOSS
Gloss 20

MATERIALS

Seat and backrest with upholstery
Veneer, CAL117 foam (20mm 45N / 40 kg and 10mm 32N / 40 kg), upholstery

Base
Powder coated steel

WEIGHT
6,7 kg / 14,7 lb

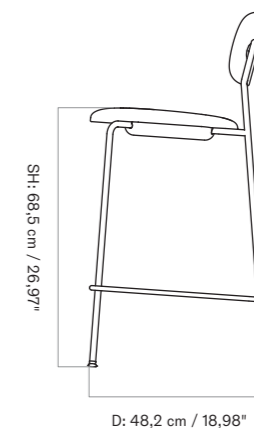
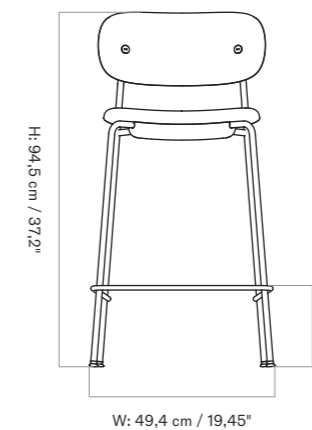
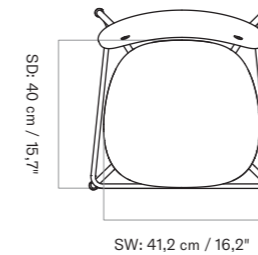
TEST
N / A

CERTIFICATIONS
Declare.

PACKAGING TYPE
Brown box

PACKAGING MEASUREMENTS
(H x W x D)
102 cm x 56 cm x 56 cm /
40,16" x 22,05" x 22,05"

MATERIALS & MAINTENANCE
Please see page 680 for materials, care and maintenance instructions.










CO COUNTER CHAIR, FULLY UPHOLSTERED
Designed by *Norm Architects & Els Van Hoorebeeck*

[BACK TO START](#)

SPEC OPTIONS
6–8 weeks delivery time

SKU	VARIANT
<i>Textile — Seat and backrest with upholstery</i>	
1186000	<i>Price Category 0</i> Audo Bouclé, Audo
1186001	<i>Price Category 1</i> Barnum Bouclé, Audo / Champion, JAB / Illusion, Nevotex / Hot Madison, JAB / Maple, Kvadrat / Remix 3, Kvadrat / Re-wool, Kvadrat
1186002	<i>Price Category 2</i> Canvas 2, Kvadrat / Clay, Kvadrat, Sahco / Colline 2, Kvadrat / Fiord 2, Kvadrat / Hallingdal 65, Kvadrat / Moss, Kvadrat, Sahco / Reflect, Kvadrat / Savanna, Kvadrat / Steelcut 2, Kvadrat / Steelcut Trio 3, Kvadrat
1186003	<i>Price Category 3</i> Arctic, JAB / Safire, Kvadrat, Sahco / Vidar 4, Kvadrat, Sahco / Zero, Kvadrat, Sahco
1186004	<i>Price Category 4</i> Cabanon Soft, Designers Guild / Doppiopanama, Dedar / Grand Mohair, Danish Art Weaving / Lupo, Dedar
<i>Textile — Seat and backrest with upholstery</i>	
1187001	<i>Price Category 1</i> Dakar, Nevotex / Envy, Sørensens Leather / Ultra, Sørensens Leather
1187002	<i>Price Category 2</i> Dunes, Sørensens Leather / Nuance, Sørensens Leather
1187003	<i>Price Category 3</i> Royal Nubuck, Sørensens Leather
1187004	<i>Price Category 4</i> Elegance, Sørensens Leather

RECOMMENDED COMBINATIONS
Selected combinations 6–8 weeks delivery time.

SKU	VARIANT
<i>Textile — Seat and backrest with upholstery</i>	
1186000-000500ZZ	 CO COUNTER CHAIR, BLACK STEEL / AUDO BOUCLÉ 06
1186002-020009ZZ	 CO COUNTER CHAIR, BLACK STEEL / MOSS 0001
1186002-020309ZZ	 CO COUNTER CHAIR, BLACK STEEL / MOSS 0004
<i>Leather — Seat and backrest with upholstery</i>	
1187001-000000ZZ	 CO COUNTER CHAIR, BLACK STEEL / DAKAR 0842
1187001-000100ZZ	 CO COUNTER CHAIR, BLACK STEEL / DAKAR 0250



CO BAR CHAIR, VENEER
Designed by *Norm Architects & Els Van Hoorebeeck*

Distinguished by its wide back, generous seat and slender frame, the Co Bar Chair is equal parts comfortable and elegant. Conceived in collaboration with Norm Architects and Els Van Hoorebeeck, the elevated design features a footrest for additional support as you sit.



PRODUCT OPTIONS

Seat and Backrest



NATURAL OAK



DARK STAINED OAK



BLACK OAK

Steel Base



BLACK POWDER COATED STEEL

TECHNICAL SPECIFICATIONS

PRODUCT TYPE
Bar chair

COLLI
1

ENVIRONMENT
Indoor

DIMENSIONS
H: 104,5 cm / 41,14"
SH: 75,5 cm / 29,72"
W: 50,9 cm / 20,04"
D: 49,7 cm / 19,57"

PRODUCTION PROCESS
Veneered seat and backrest are made from curved plywood. CNC cut to shape parts. The core is made of beech veneer with an outer layer of oak veneer. The base is made of bent, welded powder coated steel tubes.

COLOUR

Seat and backrest
Natural oak
Dark stained oak
Black oak

Base
Black (RAL 9005)

GLOSS
Gloss 20

MATERIALS

Seat and backrest
Beech core plywood with oak veneer, black painted/dark stained/natural finish, with PU lacquer

Base
Powder coated steel

WEIGHT
6,5 kg / 14,3 lb

TEST
N / A

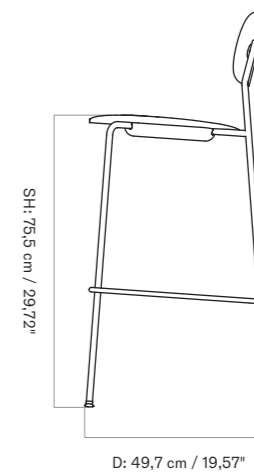
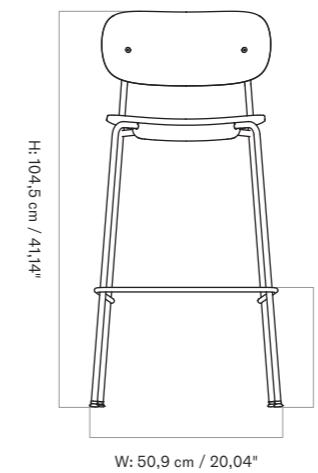
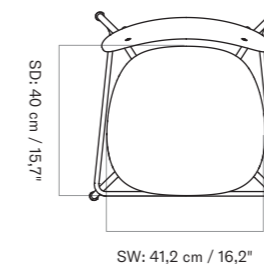
CERTIFICATIONS

Declare.

PACKAGING TYPE
Brown box

PACKAGING MEASUREMENTS
(H × W × D)
112 cm × 56 cm × 56 cm /
44,09" × 22,05" × 22,05"

MATERIALS & MAINTENANCE
Please see page 680 for materials, care and maintenance instructions.








CO BAR CHAIR, VENEER
 Designed by *Norm Architects & Els Van Hoorebeeck*

[BACK TO START](#)

QUICK SHIP OPTIONS
Selected combinations up to 4 weeks delivery time.

SKU	VARIANT
1179111	 CO BAR CHAIR, BLACK STEEL / NATURAL OAK
1179112	 CO BAR CHAIR, BLACK STEEL / BLACK OAK
1179113	 CO BAR CHAIR, BLACK STEEL / DARK STAINED OAK



CO BAR CHAIR, VENEER, material *black steel / natural oak* designer *Norm Architects & Els Van Hoorebeeck*
 TEAROOM, LOUNGE CHAIR, HIGH BACK W/POWER OUTLET, material *Hallingdal 65 200*, designer *Nick Ross*
 YANA BREWING POT, material *grey glazed*, designer *Norm Architects*
 NEW NORM CUP W/HANDLE, material *dark glazed*, designer *Norm Architects*




CO BAR CHAIR, SEAT UPHOLSTERED
Designed by *Norm Architects & Els Van Hoorebeeck*

Distinguished by its wide back, generous seat and slender frame, the Co Bar Chair is equal parts comfortable and elegant. Conceived in collaboration with Norm Architects and Els Van Hoorebeeck, the elevated design features a footrest for additional support as you sit.

PRODUCT OPTIONS

Seat



NATURAL OAK DARK STAINED OAK BLACK OAK

Seat



WITH UPHOLSTERY

Steel base



BLACK POWDER COATED STEEL

Spec options

Available in fabrics from our upholstery programme. Standard lead times apply.

For custom upholstery, please refer to the guiding textile/leather consumption:
COM: 0,59 m / 0,649 yds
COL: 0,88 m² / 9,4776 sqft

Prices excl. custom upholstery are equal to Price Category 1 Textile or Leather. Contact Sales support for approval of custom upholstery and to place your order.

The above textile consumption is only valid for textile rolls with a width equal to or greater than 140 cm. For smaller textile rolls, please contact Sales Support for guidance. For textile with pattern, please expect a higher usage for correct pattern fitting. Please contact Sales Support for guidance.

TECHNICAL SPECIFICATIONS

PRODUCT TYPE
Bar chair

COLLI
1

ENVIRONMENT
Indoor

DIMENSIONS
H: 104,5 cm / 41,14"
SH: 78,5 cm / 30,91"
W: 50,9 cm / 20,04"
D: 49,7 cm / 19,57"

PRODUCTION PROCESS
Veneered seat and backrest are made from curved plywood. CNC cut to shape parts. The core is made of beech veneer with an outer layer of oak veneer. Upholstered seat and backrest are made with an inner shell of birch plywood. The base is made of bent, welded powder coated steel tubes.

COLOUR

Backrest
Natural oak
Dark stained oak
Black oak

Seat with upholstery
Dependent upon selected upholstery

Base
Black (RAL 9005)

GLOSS
Gloss 20

MATERIALS

Backrest
Beech core plywood with oak veneer, black painted/dark stained/natural finish, with PU lacquer

Seat with upholstery
Veneer, CAL117 foam (20mm 45N / 40 kg and 10mm 32N / 40 kg), upholstery

Base
Powder coated steel

WEIGHT
6,8 kg / 15 lb

TEST
N / A

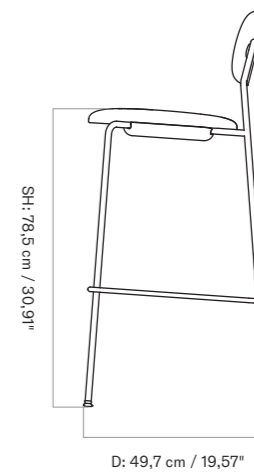
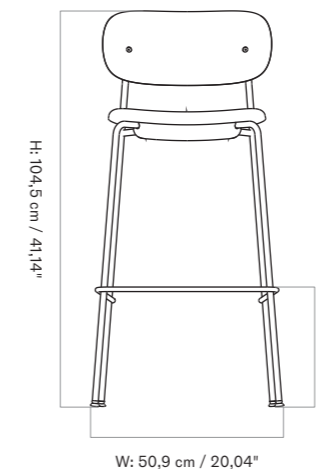
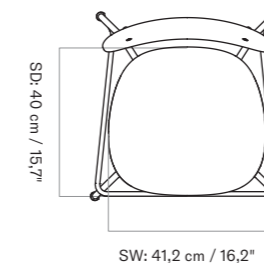
CERTIFICATIONS

Declare.

PACKAGING TYPE
Brown box

PACKAGING MEASUREMENTS
(H × W × D)
112 cm × 56 cm × 56 cm /
44,09" × 22,05" × 22,05"

MATERIALS & MAINTENANCE
Please see page 680 for materials, care and maintenance instructions.










CO BAR CHAIR, SEAT UPHOLSTERED
Designed by *Norm Architects & Els Van Hoorebeeck*

[BACK TO START](#)

SPEC OPTIONS
6–8 weeks delivery time

SKU	VARIANT
<i>Textile — Seat with upholstery</i>	
1180000	<i>Price Category 0</i> Audo Bouclé, Audo
1180001	<i>Price Category 1</i> Barnum Bouclé, Audo / Champion, JAB / Illusion, Nevotex / Hot Madison, JAB / Maple, Kvadrat / Remix 3, Kvadrat / Re-wool, Kvadrat
1180002	<i>Price Category 2</i> Canvas 2, Kvadrat / Clay, Kvadrat, Sahco / Colline 2, Kvadrat / Fiord 2, Kvadrat / Hallingdal 65, Kvadrat / Moss, Kvadrat, Sahco / Reflect, Kvadrat / Savanna, Kvadrat / Steelcut 2, Kvadrat / Steelcut Trio 3, Kvadrat
1180003	<i>Price Category 3</i> Arctic, JAB / Safire, Kvadrat, Sahco / Vidar 4, Kvadrat, Sahco / Zero, Kvadrat, Sahco
1180004	<i>Price Category 4</i> Cabanon Soft, Designers Guild / Doppiopanama, Dedar / Grand Mohair, Danish Art Weaving / Lupo, Dedar
<i>Leather — Seat with upholstery</i>	
1181001	<i>Price Category 1</i> Dakar, Nevotex / Envy, Sørensens Leather / Ultra, Sørensens Leather
1181002	<i>Price Category 2</i> Dunes, Sørensens Leather / Nuance, Sørensens Leather
1181003	<i>Price Category 3</i> Royal Nubuck, Sørensens Leather
1181004	<i>Price Category 4</i> Elegance, Sørensens Leather

RECOMMENDED COMBINATIONS
Selected combinations 6–8 weeks delivery time.







SKU	VARIANT
<i>Textile — Seat with upholstery</i>	
1180000-020400ZZ	 CO BAR CHAIR, BLACK STEEL / NATURAL OAK / AUDO BOUCLÉ 02
1180000-010400ZZ	 CO BAR CHAIR, BLACK STEEL / DARK STAINED OAK / AUDO BOUCLÉ 02
1180000-000400ZZ	 CO BAR CHAIR, BLACK STEEL / BLACK OAK / AUDO BOUCLÉ 02
1180000-020500ZZ	 CO BAR CHAIR, BLACK STEEL / NATURAL OAK / AUDO BOUCLÉ 06
1180000-010500ZZ	 CO BAR CHAIR, BLACK STEEL / DARK STAINED OAK / AUDO BOUCLÉ 06






CO BAR CHAIR, SEAT UPHOLSTERED
Designed by *Norm Architects & Els Van Hoorebeeck*

[BACK TO START](#)

RECOMMENDED COMBINATIONS
Selected combinations 6–8 weeks delivery time.

SKU	VARIANT
<i>Textile — Seat with upholstery</i>	
1180001-020901ZZ	 CO BAR CHAIR, BLACK STEEL / NATURAL OAK / REMIX 233
1180001-010901ZZ	 CO BAR CHAIR, BLACK STEEL / DARK STAINED OAK / REMIX 233
1180001-000901ZZ	 CO BAR CHAIR, BLACK STEEL / BLACK OAK / REMIX 233
1180002-004009ZZ	 CO BAR CHAIR, BLACK STEEL / BLACK OAK / MOSS 001
1180002-024R09ZZ	 CO BAR CHAIR, BLACK STEEL / NATURAL OAK / MOSS 004
1180002-014R09ZZ	 CO BAR CHAIR, BLACK STEEL / DARK STAINED OAK / MOSS 004

RECOMMENDED COMBINATIONS
Selected combinations 6–8 weeks delivery time.

SKU	VARIANT
<i>Leather — Seat with upholstery</i>	
1181001-000000ZZ	 CO BAR CHAIR, BLACK STEEL / NATURAL OAK / DAKAR 0250
1181001-010100ZZ	 CO BAR CHAIR, BLACK STEEL / DARK STAINED OAK / DAKAR 0842
1181001-020100ZZ	 CO BAR CHAIR, BLACK STEEL / BLACK OAK / DAKAR 0842



CO BAR CHAIR, FULLY UPHOLSTERED
Designed by *Norm Architects & Els Van Hoorebeeck*

[BACK TO START](#)

Distinguished by its wide back, generous seat and slender frame, the Co Bar Chair is equal parts comfortable and elegant. Conceived in collaboration with Norm Architects and Els Van Hoorebeeck, the elevated design features a footrest for additional support as you sit.

PRODUCT OPTIONS

Backrest



WITH UPHOLSTERY

Seat



WITH UPHOLSTERY

Steel base



BLACK STEEL

Spec options

Available in fabrics from our upholstery programme. Standard lead times apply.

For custom upholstery, please refer to the guiding textile/leather consumption:
COM: 0,59 m / 0,649 yds
COL: 0,88 m² / 9,4776 sqft

Prices excl. custom upholstery are equal to Price Category 1 Textile or Leather. Contact Sales support for approval of custom upholstery and to place your order.

The above textile consumption is only valid for textile rolls with a width equal to or greater than 140 cm. For smaller textile rolls, please contact Sales Support for guidance. For textile with pattern, please expect a higher usage for correct pattern fitting. Please contact Sales Support for guidance.

PRODUCT TYPE
Bar chair

COLLI
1

ENVIRONMENT
Indoor

DIMENSIONS
H: 104,5 cm / 41,14"
SH: 78,5 cm / 30,91"
W: 50,9 cm / 20,04"
D: 49,7 cm / 19,57"

PRODUCTION PROCESS
Veneered seat and backrest are made from curved plywood. CNC cut to shape parts. The core is made of beech veneer with an outer layer of oak veneer. Upholstered seat and backrest are made with an inner shell of injection molded recycled polypropylene. The base is made of bent, welded powder coated steel tubes.

TECHNICAL SPECIFICATIONS

COLOUR
Seat and backrest with upholstery
Dependent upon selected upholstery

Base
Black (RAL 9005)

GLOSS
Gloss 20

MATERIALS
Seat and backrest with upholstery
Veneer, CAL117 foam (20mm 45N / 40 kg and 10mm 32N / 40 kg), upholstery

Base
Powder coated steel

WEIGHT
7 kg / 15,4 lb

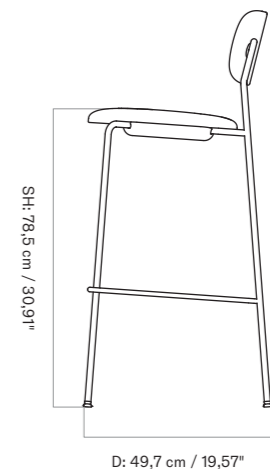
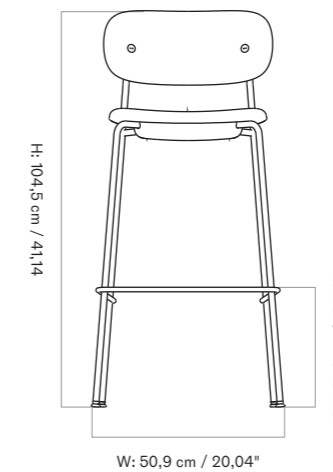
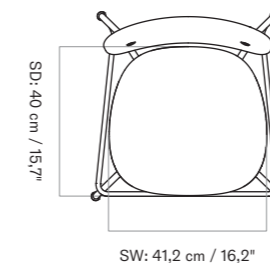
TEST
N / A

CERTIFICATIONS
Declare.

PACKAGING TYPE
Brown box

PACKAGING MEASUREMENTS
(H x W x D)
112 cm x 56 cm x 56 cm /
44,09" x 22,05" x 22,05"

MATERIALS & MAINTENANCE
Please see page 680 for materials, care and maintenance instructions.










CO BAR CHAIR, FULLY UPHOLSTERED
Designed by *Norm Architects & Els Van Hoorebeeck*

[BACK TO START](#)

SPEC OPTIONS
6–8 weeks delivery time


SKU	VARIANT
<i>Textile — Seat and backrest with upholstery</i>	
1182000	<i>Price Category 0</i> Audo Bouclé, Audo
1182001	<i>Price Category 1</i> Barnum Bouclé, Audo / Champion, JAB / Illusion, Nevotex / Hot Madison, JAB / Maple, Kvadrat / Remix 3, Kvadrat / Re-wool, Kvadrat
1182002	<i>Price Category 2</i> Canvas 2, Kvadrat / Clay, Kvadrat, Sahco / Colline 2, Kvadrat / Fiord 2, Kvadrat / Hallingdal 65, Kvadrat / Moss, Kvadrat, Sahco / Reflect, Kvadrat / Savanna, Kvadrat / Steelcut 2, Kvadrat / Steelcut Trio 3, Kvadrat
1182003	<i>Price Category 3</i> Arctic, JAB / Safire, Kvadrat, Sahco / Vidar 4, Kvadrat, Sahco / Zero, Kvadrat, Sahco
1182004	<i>Price Category 4</i> Cabanon Soft, Designers Guild / Doppiopanama, Dedar / Grand Mohair, Danish Art Weaving / Lupo, Dedar
<i>Leather — Seat and backrest with upholstery</i>	
1183001	<i>Price Category 1</i> Dakar, Nevotex / Envy, Sørensens Leather / Ultra, Sørensens Leather
1183002	<i>Price Category 2</i> Dunes, Sørensens Leather / Nuance, Sørensens Leather
1183003	<i>Price Category 3</i> Royal Nubuck, Sørensens Leather
1183004	<i>Price Category 4</i> Elegance, Sørensens Leather


RECOMMENDED COMBINATIONS
Selected combinations 6–8 weeks delivery time.

SKU	VARIANT
<i>Textile — Seat and backrest with upholstery</i>	
1182000-000100ZZ	 CO BAR CHAIR, BLACK STEEL / AUDO BOUCLÉ 06
1182002-004009ZZ	 CO BAR CHAIR, BLACK STEEL / MOSS 0001
1182002-004R09ZZ	 CO BAR CHAIR, BLACK STEEL / MOSS 0004
<i>Leather — Seat and backrest with upholstery</i>	
1183001-010000ZZ	 CO BAR CHAIR, BLACK STEEL / DAKAR 0842
1183001-010100ZZ	 CO BAR CHAIR, BLACK STEEL / DAKAR 0250

COUNTER/BAR CHAIR

SIDE COUNTER/BAR CHAIR

 Counter Chair, Plastic →  Side Counter Chair, Plastic →

 Counter Chair, Upholstered →  Side Counter Chair, Upholstered →

 Bar Chair, Plastic →  Side Bar Chair, Plastic →

 Bar Chair, Upholstered →  Side Bar Chair, Upholstered →



HARBOUR COUNTER CHAIR, PLASTIC
Designed by *Norm Architects & Els Van Hoorebeeck*

[BACK TO START](#)

Counter chair with bare shell set on a powder coated steel base with footrest.

PRODUCT OPTIONS

Plastic shell



Powder coated steel base



TECHNICAL SPECIFICATIONS

PRODUCT TYPE
Counter and bar chair

COLLI
1

ENVIRONMENT
Indoor

DIMENSIONS
H: 102 cm / 40"
SH: 68 cm / 26,7"
AH: 88,5 cm / 35"
D: 55,5 cm / 21,9"
W: 58,5 cm / 23"

PRODUCTION PROCESS
The shell is made from injection-moulded polypropylene with fibreglass. The steel base is made of bent powder coated steel tubes with a MIG-welded footrest.

COLOUR

Shell without upholstery
Black (RAL 9011)
Burned red (RAL 8015)
Khaki (RAL 1011)
Light grey (RAL 9002)
Olive (RAL 7002)
White (RAL 9016)

Base
Black (RAL 9005)

GLOSS
Gloss 10-20

MATERIALS

Shell
85% polypropylene, 15% fibreglass

Base
Powder coated steel

WEIGHT
14 kg / 30,9 lb

TEST
EN1022:2005, L2
EN16139:2013, L2

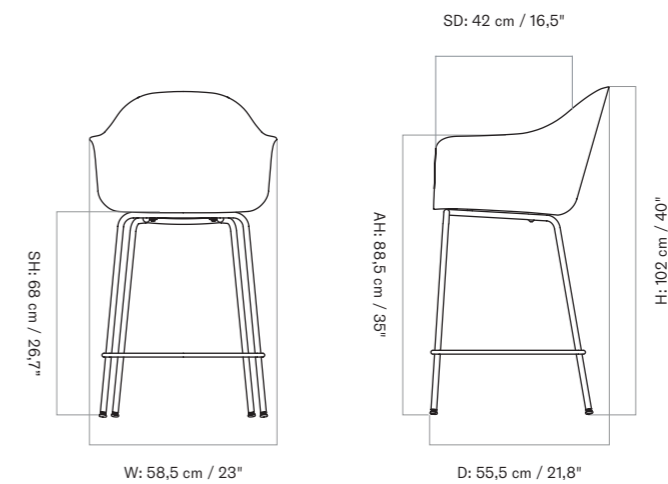
CERTIFICATIONS

Declare.

PACKAGING TYPE
Brown box

PACKAGING MEASUREMENTS
(H × W × D)
114 cm × 65 cm × 62 cm / 44,9" × 25,6" × 24,4"

MATERIALS & MAINTENANCE
Please see page 680 for materials, care and maintenance instructions.











HARBOUR COUNTER CHAIR, PLASTIC
Designed by *Norm Architects & Els Van Hoorebeeck*

[BACK TO START](#)

QUICK SHIP OPTIONS
Selected combinations up to 4 weeks delivery time.

SKU	VARIANT
9343100-0000ZZZZ	 HARBOUR COUNTER CHAIR, BLACK STEEL / BLACK
9343100-0001ZZZZ	 HARBOUR COUNTER CHAIR, BLACK STEEL / BURNED RED
9343100-0002ZZZZ	 HARBOUR COUNTER CHAIR, BLACK STEEL / KHAKI
9343100-0003ZZZZ	 HARBOUR COUNTER CHAIR, BLACK STEEL / LIGHT GREY
9343100-0004ZZZZ	 HARBOUR COUNTER CHAIR, BLACK STEEL / OLIVE
9343100-0005ZZZZ	 HARBOUR COUNTER CHAIR, BLACK STEEL / WHITE



COLUMN TABLE LAMP, designer *Norm Architects*
HARBOUR COUNTER CHAIR, material *black steel / Dakar 0842*, designer *Norm Architects*
HARBOUR COLUMN COUNTER TABLE, size *Ø80*, material *black steel / Estremoz marble*, designer *Norm Architects*



HARBOUR COUNTER CHAIR, UPHOLSTERED

Designed by *Norm Architects*


[BACK TO START](#)

Counter chair with upholstered shell set on a powder coated steel base with footrest. All Harbour chairs have been upgraded with extra foam in the seat for better sitting comfort, increasing from 15 mm in thickness to 25 mm.



PRODUCT OPTIONS

Shell



WITH UPHOLSTERY

powder coated steel base



BLACK STEEL

Spec options

Available in fabrics from our upholstery programme. Standard lead times apply.

For custom upholstery, please refer to the guiding

textile/leather consumption:

COM: 0,59 m / 0,649 yds

COL: 0,88 m2 / 9,4776 sqft

Prices excl. custom upholstery are equal to Price Category 1 Textile or Leather. Contact Sales support for approval of custom upholstery and to place your order.

The above textile consumption is only valid for textile rolls with a width equal to or greater than 140 cm. For smaller textile rolls, please contact Sales Support for guidance. For textile with pattern, please expect a higher usage for correct pattern fitting. Please contact Sales Support for guidance.

PRODUCT TYPE
Counter and bar chair

COLLI
1

ENVIRONMENT
Indoor

DIMENSIONS
H: 102 cm / 40"
SH: 68 cm / 26,7"
AH: 88,5 cm / 35"
D: 55,5 cm / 21,9"
W: 58,5 cm / 23"

PRODUCTION PROCESS
The shell is made from injection-moulded polypropylene with fibreglass. The steel base is made of bent powder coated steel tubes with a MIG-welded footrest.

TECHNICAL SPECIFICATIONS

COLOUR
Shell with upholstery
Dependent upon selected upholstery

Base
Black (RAL 9005)

GLOSS
Gloss 10-20

MATERIALS

Shell
85% polypropylene, 15% fibreglass

Upholstered shell foam
CAL117 50 kg / 50N and 40 kg / 60N

Base
Powder coated steel

WEIGHT
14 kg / 30,9 lb

TEST
EN1022:2005, L2
EN16139:2013, L2

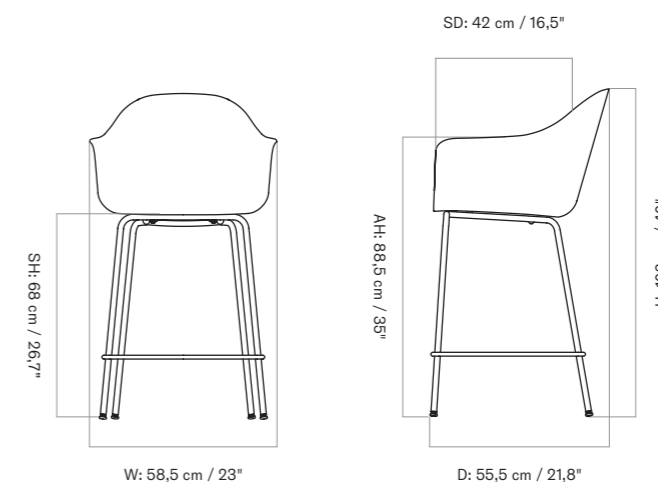
CERTIFICATIONS

Declare.

PACKAGING TYPE
Brown box

PACKAGING MEASUREMENTS
(H × W × D)
114 cm × 65 cm × 62 cm /
44,9" × 25,6" × 24,4"

MATERIALS & MAINTENANCE
Please see page 680 for materials, care and maintenance instructions.










HARBOUR COUNTER CHAIR, UPHOLSTERED
Designed by *Norm Architects*

[BACK TO START](#)

SPEC OPTIONS
6–8 weeks delivery time

SKU	VARIANT
<i>Textile — Shell with upholstery</i>	
9343020	<i>Price Category 0</i> Audo Bouclé, Audo
9343001	<i>Price Category 1</i> Barnum Bouclé, Audo / Champion, JAB / Illusion, Nevotex / Hot Madison, JAB / Maple, Kvadrat / Remix 3, Kvadrat / Re-wool, Kvadrat
9343002	<i>Price Category 2</i> Canvas 2, Kvadrat / Clay, Kvadrat, Sahco / Colline 2, Kvadrat / Fiord 2, Kvadrat / Hallingdal 65, Kvadrat / Moss, Kvadrat, Sahco / Reflect, Kvadrat / Savanna, Kvadrat / Steelcut 2, Kvadrat / Steelcut Trio 3, Kvadrat
9343003	<i>Price Category 3</i> Arctic, JAB / Safire, Kvadrat, Sahco / Vidar 4, Kvadrat, Sahco / Zero, Kvadrat, Sahco
9343018	<i>Price Category 4</i> Doppiopanama, Dedar / Grand Mohair, Danish Art Weaving / Lupo, Dedar
<i>Leather — Shell with upholstery</i>	
9343004	<i>Price Category 1</i> Dakar, Nevotex / Ultra, Sørensen Leather
9343005	<i>Price Category 2</i> Dunes, Sørensen Leather / Nuance, Sørensen Leather
9343006	<i>Price Category 3</i> Royal Nubuck, Sørensen Leather
9343007	<i>Price Category 4</i> Elegance, Sørensen Leather

RECOMMENDED COMBINATIONS
Selected combinations 6–8 weeks delivery time.

SKU	VARIANT
<i>Shell with upholstery — Black steel base</i>	
9343001-000C07ZZ	 HARBOUR COUNTER CHAIR, BLACK STEEL / REMIX 3 233
9343001-009L00ZZ	 HARBOUR COUNTER CHAIR, BLACK STEEL / CHAMPION 041
9343004-001H00ZZ	 HARBOUR COUNTER CHAIR, BLACK STEEL / DAKAR 0842
9343004-000300ZZ	 HARBOUR COUNTER CHAIR, BLACK STEEL / DAKAR 0250
9343004-000600ZZ	 HARBOUR COUNTER CHAIR, BLACK STEEL / DAKAR 0311



HARBOUR BAR CHAIR, PLASTIC

Designed by *Norm Architects*

[BACK TO START](#)

Bar chair with bare shell set on a powder coated steel base with footrest.

PRODUCT OPTIONS

Plastic shell



BLACK

BURNED RED

KHAKI



LIGHT GREY

OLIVE

WHITE

powder coated steel base



BLACK STEEL



TECHNICAL SPECIFICATIONS

PRODUCT TYPE
Counter and bar chair

COLLI
1

ENVIRONMENT
Indoor

DIMENSIONS
H: 112 cm / 44"
SH: 78 cm / 30,7"
AH: 98,5 / 38,8"
D: 55,5 cm / 21,9"
W: 58,5 cm / 23"

Production Process
The shell is made from injection-moulded polypropylene with fibreglass. The steel base is made of bent powder coated steel tubes with a MIG-welded footrest.

COLOUR

Shell
Black (RAL 9011)
Burned red (RAL 8015)
Khaki (RAL 1011)
Light grey (RAL 9002)
Olive (RAL 7002)
White (RAL 9016)

Base
Black (RAL 9005)

GLOSS
Gloss 10-20

MATERIALS

Shell
85% polypropylene, 15% fibreglass

Base
Powder coated steel

WEIGHT
14 kg / 30,9 lb

TEST
EN1022:2005, L2
EN16139:2013, L2

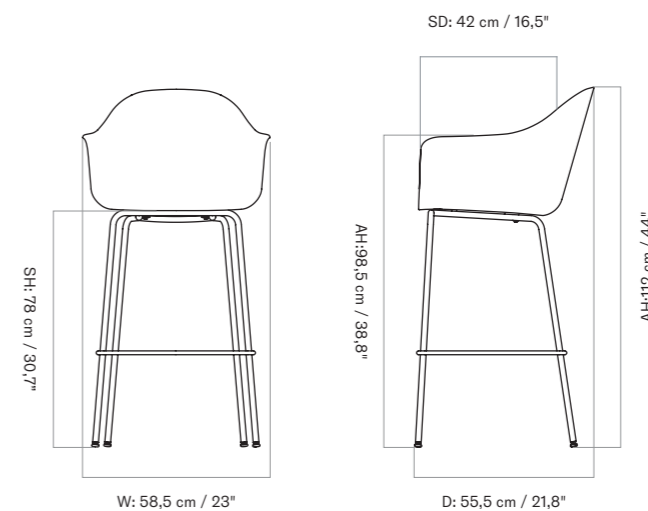
CERTIFICATIONS

Declare.

PACKAGING TYPE
Brown box

PACKAGING MEASUREMENTS
(H × W × D)
114 cm × 65 cm × 62 cm /
44,9" × 25,6" × 24,4"







MATERIALS & MAINTENANCE
Please see page 680 for materials, care and maintenance instructions.



HARBOUR BAR CHAIR, PLASTIC
Designed by *Norm Architects*

[BACK TO START](#)

QUICK SHIP OPTIONS
Selected combinations up to 4 weeks delivery time.

SKU	VARIANT
9345100-0000ZZZZ	 HARBOUR BAR CHAIR, BLACK STEEL / BLACK
9345100-0001ZZZZ	 HARBOUR BAR CHAIR, BLACK STEEL / BURNED RED
9345100-0002ZZZZ	 HARBOUR BAR CHAIR, BLACK STEEL / KHAKI
9345100-0003ZZZZ	 HARBOUR BAR CHAIR, BLACK STEEL / LIGHT GREY
9345100-0004ZZZZ	 HARBOUR BAR CHAIR, BLACK STEEL / OLIVE
9345100-0005ZZZZ	 HARBOUR BAR CHAIR, BLACK STEEL / WHITE



HARBOUR BAR CHAIR, material *black steel / Dakar 0842*, designer *Norm Architects*



HARBOUR BAR CHAIR, UPHOLSTERED

Designed by *Norm Architects*


[BACK TO START](#)

Bar chair with upholstered shell set on a powder coated steel base with footrest. All Harbour chairs have been upgraded with extra foam in the seat for better sitting comfort, increasing from 15 mm in thickness to 25 mm.



PRODUCT OPTIONS

Shell



WITH UPHOLSTERY

powder coated steel base



BLACK STEEL

Spec options

Available in fabrics from our upholstery programme. Standard lead times apply.

For custom upholstery, please refer to the guiding

textile/leather consumption:

COM: 0,59 m / 0,649 yds

COL: 0,88 m² / 9,4776 sqft

Prices excl. custom upholstery are equal to Price Category 1 Textile or Leather. Contact Sales support for approval of custom upholstery and to place your order.

The above textile consumption is only valid for textile rolls with a width equal to or greater than 140 cm. For smaller textile rolls, please contact Sales Support for guidance. For textile with pattern, please expect a higher usage for correct pattern fitting. Please contact Sales Support for guidance.

PRODUCT TYPE
Counter and bar chair

COLLI
1

ENVIRONMENT
Indoor

DIMENSIONS
H: 112 cm / 44"
SH: 78 cm / 30,7"
AH: 98,5 / 38,8"
D: 55,5 cm / 21,9"
W: 58,5 cm / 23"

PRODUCTION PROCESS
The shell is made from injection-moulded polypropylene with fibreglass. The steel base is made of bent powder coated steel tubes with a MIG-welded footrest.

TECHNICAL SPECIFICATIONS

COLOUR
Shell with upholstery
Dependent upon selected upholstery

Base
Black (RAL 9005)

GLOSS
Gloss 10-20

MATERIALS

Shell
85% polypropylene, 15% fibreglass

Upholstered shell foam
CAL117 50 kg / 50N and 40 kg / 60N

Base
Powder coated steel

WEIGHT
14 kg / 30,9 lb

TEST
EN1022:2005, L2
EN16139:2013, L2

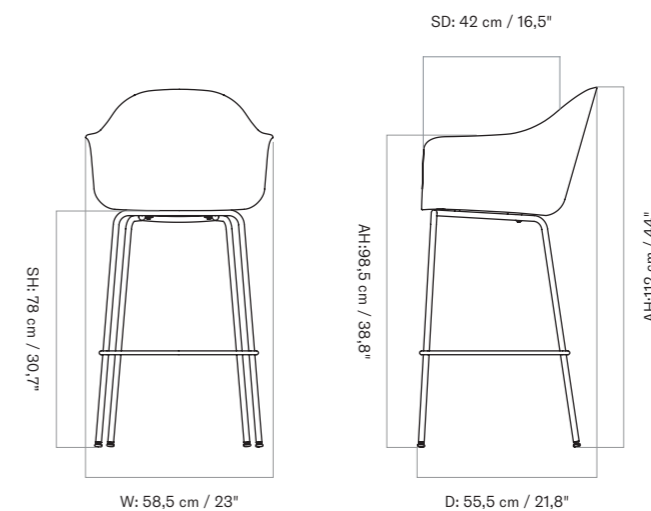
CERTIFICATIONS

Declare.

PACKAGING TYPE
Brown box

PACKAGING MEASUREMENTS
(H × W × D)
114 cm × 65 cm × 62 cm /
44,9" × 25,6" × 24,4"

MATERIALS & MAINTENANCE
Please see page 680 for materials, care and maintenance instructions.










HARBOUR BAR CHAIR, UPHOLSTERED
Designed by *Norm Architects*

[BACK TO START](#)

SPEC OPTIONS
6–8 weeks delivery time

SKU	VARIANT
<i>Textile — Shell with upholstery</i>	
9345020	<i>Price Category 0</i> Audo Bouclé, Audo
9345001	<i>Price Category 1</i> Barnum Bouclé, Audo / Champion, JAB / Illusion, Nevotex / Hot Madison, JAB / Maple, Kvadrat / Remix 3, Kvadrat / Re-wool, Kvadrat
9345002	<i>Price Category 2</i> Canvas 2, Kvadrat / Clay, Kvadrat, Sahco / Colline 2, Kvadrat / Fiord 2, Kvadrat / Hallingdal 65, Kvadrat / Moss, Kvadrat, Sahco / Reflect, Kvadrat / Savanna, Kvadrat / Steelcut 2, Kvadrat / Steelcut Trio 3, Kvadrat
9345003	<i>Price Category 3</i> Arctic, JAB / Safire, Kvadrat, Sahco / Vidar 4, Kvadrat, Sahco / Zero, Kvadrat, Sahco
9345018	<i>Price Category 4</i> Doppiopanama, Dedar / Grand Mohair, Danish Art Weaving / Lupo, Dedar
<i>Leather — Shell with upholstery</i>	
9345004	<i>Price Category 1</i> Dakar, Nevotex / Ultra, Sørensen Leather
9345005	<i>Price Category 2</i> Dunes, Sørensen Leather / Nuance, Sørensen Leather
9345006	<i>Price Category 3</i> Royal Nubuck, Sørensen Leather
9345007	<i>Price Category 4</i> Elegance, Sørensen Leather

RECOMMENDED COMBINATIONS
Selected combinations 6–8 weeks delivery time.

SKU	VARIANT
<i>Shell with upholstery — Black steel base</i>	
9345001-000907ZZ	 HARBOUR BAR CHAIR, BLACK STEEL / REMIX 3 233
9345001-009100ZZ	 HARBOUR BAR CHAIR, BLACK STEEL / CHAMPION 041
9345004-001H00ZZ	 HARBOUR BAR CHAIR, BLACK STEEL / DAKAR 0842
9345004-000300ZZ	 HARBOUR BAR CHAIR, BLACK STEEL / DAKAR 0250
9345004-000600ZZ	 HARBOUR BAR CHAIR, BLACK STEEL / DAKAR 0311



HARBOUR SIDE COUNTER CHAIR, PLASTIC

Designed by *Norm Architects*

[BACK TO START](#)

Counter chair with bare shell set on a powder coated steel base with footrest.

PRODUCT OPTIONS

Plastic shell



BLACK

BURNED RED

KHAKI



LIGHT GREY

OLIVE

WHITE

powder coated steel base



BLACK STEEL

Spec options

Available in fabrics from our upholstery programme. Standard lead times apply.

For custom upholstery, please refer to the guiding textile/leather consumption:
COM: 0,59 m / 0,649 yds
COL: 0,88 m² / 9,4776 sqft

Prices excl. custom upholstery are equal to Price Category 1 Textile or Leather. Contact Sales support for approval of custom upholstery and to place your order.

The above textile consumption is only valid for textile rolls with a width equal to or greater than 140 cm. For smaller textile rolls, please contact Sales Support for guidance. For textile with pattern, please expect a higher usage for correct pattern fitting. Please contact Sales Support for guidance.

TECHNICAL SPECIFICATIONS

PRODUCT TYPE
Counter and bar chair

COLLI
1

ENVIRONMENT
Indoor

DIMENSIONS
H: 102 cm / 40"
SH: 68 cm / 26,7"
D: 55,5 cm / 21,9"
W: 52,5 cm / 20,5"

PRODUCTION PROCESS
The shell is made from injection-moulded polypropylene with fibreglass. Steel bases are made of bent powder coated steel tubes with a MIG-welded footrest.

COLOUR

Shell
Black (RAL 9011)
Burned red (RAL 8015)
Khaki (RAL 1011)
Light grey (RAL 9002)
Olive (RAL 7002)
White (RAL 9016)

Base
Black (RAL 9005)

GLOSS
Gloss 10-20

MATERIALS

Shell
85% polypropylene, 15% fibreglass

Base
Powder coated steel

WEIGHT
14 kg / 30,9 lb

TEST
EN1022:2005, L2
EN16139:2013, L2

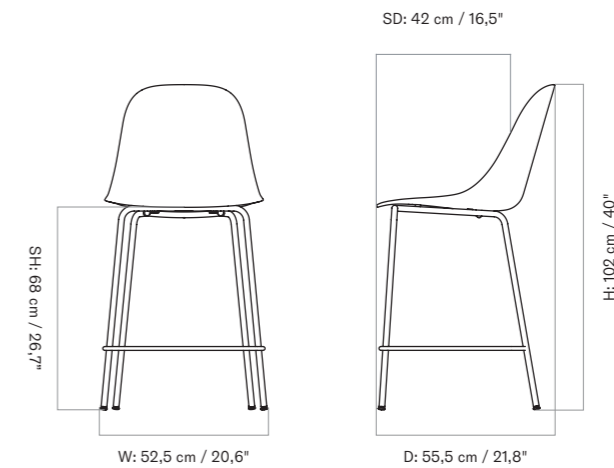
CERTIFICATIONS
FSC certified

Declare.

PACKAGING TYPE
Brown box

PACKAGING MEASUREMENTS
(H × W × D)
114 cm × 65 cm × 62 cm /
44,9" × 25,6" × 24,4"

MATERIALS & MAINTENANCE
Please see page 680 for materials, care and maintenance instructions.











HARBOUR SIDE COUNTER CHAIR, PLASTIC
Designed by *Norm Architects*

[BACK TO START](#)

QUICK SHIP OPTIONS
Selected combinations up to 4 weeks delivery time.

SKU	VARIANT
9290100-0000ZZZZ	 HARBOUR SIDE COUNTER CHAIR, BLACK STEEL / BLACK
9290100-0001ZZZZ	 HARBOUR SIDE COUNTER CHAIR, BLACK STEEL / BURNED RED
9290100-0002ZZZZ	 HARBOUR SIDE COUNTER CHAIR, BLACK STEEL / KHAKI
9290100-0003ZZZZ	 HARBOUR SIDE COUNTER CHAIR, BLACK STEEL / LIGHT GREY
9290100-0004ZZZZ	 HARBOUR SIDE COUNTER CHAIR, BLACK STEEL / OLIVE
9290100-0005ZZZZ	 HARBOUR SIDE COUNTER CHAIR, BLACK STEEL / WHITE



HARBOUR SIDE DINING CHAIR, PLASTIC, material *black steel / burned red*, designer *Norm Architects*



HARBOUR SIDE COUNTER CHAIR, UPHOLSTERED
Designed by *Norm Architects*

[BACK TO START](#)

Counter chair with upholstered shell set on a powder coated steel base with footrest. All Harbour chairs have been upgraded with extra foam in the seat for better sitting comfort, increasing from 15 mm in thickness to 25 mm.



PRODUCT OPTIONS

Shell



WITH UPHOLSTERY

powder coated steel base



BLACK STEEL

Spec options

Available in fabrics from our upholstery programme. Standard lead times apply.

For custom upholstery, please refer to the guiding textile/leather consumption:
COM: 0,59 m / 0,649 yds
COL: 0,88 m2 / 9,4776 sqft

Prices excl. custom upholstery are equal to Price Category 1 Textile or Leather. Contact Sales support for approval of custom upholstery and to place your order.

The above textile consumption is only valid for textile rolls with a width equal to or greater than 140 cm. For smaller textile rolls, please contact Sales Support for guidance. For textile with pattern, please expect a higher usage for correct pattern fitting. Please contact Sales Support for guidance.

PRODUCT TYPE
Counter and bar chair

COLLI
1

ENVIRONMENT
Indoor

DIMENSIONS
H: 102 cm / 40"
SH: 68 cm / 26,7"
D: 55,5 cm / 21,9"
W: 52,5 cm / 20,5"

PRODUCTION PROCESS
The shell is made from injection-moulded polypropylene with fibreglass. Steel bases are made of bent powder coated steel tubes with a MIG-welded footrest.

TECHNICAL SPECIFICATIONS

COLOUR
Shell with upholstery
Dependent upon selected upholstery

Base
Black (RAL 9005)

GLOSS
Gloss 10-20

MATERIALS
Shell
85% polypropylene, 15% fibreglass

Upholstered shell foam
CAL117 50 kg / 50N and 40 kg / 60N

Base
Powder coated steel

WEIGHT
14 kg / 30,9 lb

TEST
EN1022:2005, L2
EN16139:2013, L2

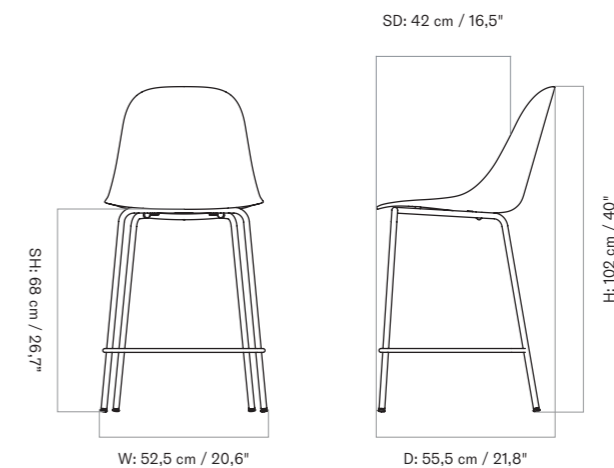
CERTIFICATIONS
FSC certified

Declare.

PACKAGING TYPE
Brown box

PACKAGING MEASUREMENTS
(H x W x D)
114 cm x 65 cm x 62 cm /
44,9" x 25,6" x 24,4"

MATERIALS & MAINTENANCE
Please see page 680 for materials, care and maintenance instructions.










HARBOUR SIDE COUNTER CHAIR, UPHOLSTERED
Designed by *Norm Architects*

[BACK TO START](#)

SPEC OPTIONS
6–8 weeks delivery time

SKU	VARIANT
<i>Textile — Shell with upholstery</i>	
9290020	<i>Price Category 0</i> Audo Bouclé, Audo
9290001	<i>Price Category 1</i> Barnum Bouclé, Audo / Champion, JAB / Illusion, Nevotex / Hot Madison, JAB / Maple, Kvadrat / Remix 3, Kvadrat / Re-wool, Kvadrat
9290002	<i>Price Category 2</i> Canvas 2, Kvadrat / Clay, Kvadrat, Sahco / Colline 2, Kvadrat / Fiord 2, Kvadrat / Hallingdal 65, Kvadrat / Moss, Kvadrat, Sahco / Reflect, Kvadrat / Savanna, Kvadrat / Steelcut 2, Kvadrat / Steelcut Trio 3, Kvadrat
9290003	<i>Price Category 3</i> Arctic, JAB / Safire, Kvadrat, Sahco / Vidar 4, Kvadrat, Sahco / Zero, Kvadrat, Sahco
9290008	<i>Price Category 4</i> Doppiopanama, Dedar / Grand Mohair, Danish Art Weaving / Lupo, Dedar
<i>Leather — Shell with upholstery</i>	
9290004	<i>Price Category 1</i> Dakar, Nevotex / Ultra, Sørensen Leather
9290005	<i>Price Category 2</i> Dunes, Sørensen Leather / Nuance, Sørensen Leather
9290006	<i>Price Category 3</i> Royal Nubuck, Sørensen Leather
9290007	<i>Price Category 4</i> Elegance, Sørensen Leather

RECOMMENDED COMBINATIONS
Selected combinations 6–8 weeks delivery time.

SKU	VARIANT
<i>Shell with upholstery — Black steel base</i>	
9290001-000A07ZZ	 HARBOUR SIDE COUNTER CHAIR, BLACK STEEL / REMIX 3 233
9290001-009I00ZZ	 HARBOUR SIDE COUNTER CHAIR, BLACK STEEL / CHAMPION 041
9290004-000600ZZ	 HARBOUR SIDE COUNTER CHAIR, BLACK STEEL / DAKAR 0311
9290004-001H00ZZ	 HARBOUR SIDE COUNTER CHAIR, BLACK STEEL / DAKAR 0842
9290004-000300ZZ	 HARBOUR SIDE COUNTER CHAIR, BLACK STEEL / DAKAR 0250



HARBOUR SIDE BAR CHAIR, PLASTIC
Designed by *Norm Architects*

[BACK TO START](#)

Bar chair with bare shell set on a powder coated steel base with footrest.

PRODUCT OPTIONS

Plastic shell



powder coated steel base



TECHNICAL SPECIFICATIONS

PRODUCT TYPE
Counter and bar chair

COLLI
1

ENVIRONMENT
Indoor

DIMENSIONS
H: 112 cm / 44"
SH: 78 cm / 30,7"
D: 55,5 cm / 21,9"
W: 52,5 cm / 20,5"

PRODUCTION PROCESS
The shell is made from injection-moulded polypropylene with fibreglass. Steel bases are made of bent powder coated steel tubes with a MIG-welded footrest.

COLOUR

Shell
Black (RAL 9011)
Burned red (RAL 8015)
Khaki (RAL 1011)
Light grey (RAL 9002)
Olive (RAL 7002)
White (RAL 9016)

Base
Black (RAL 9005)

GLOSS
Gloss 10-20

MATERIALS

Shell
85% polypropylene, 15% fibreglass

Base
Powder coated steel

WEIGHT
14 kg / 30,9 lb

TEST
EN1022:2005, L2
EN16139:2013, L2

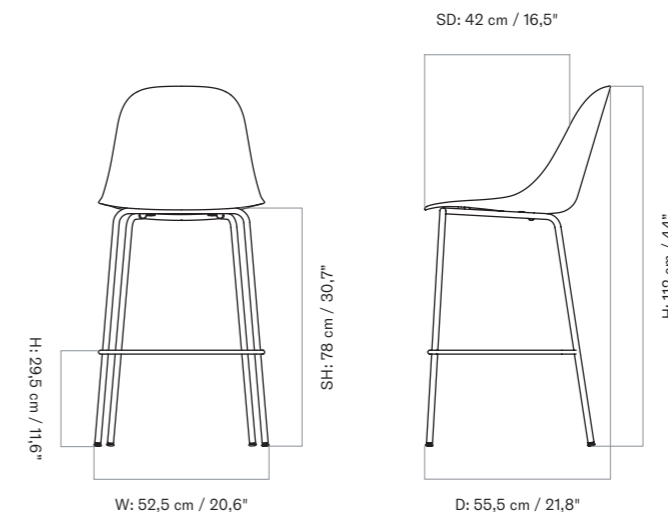
CERTIFICATIONS
FSC certified

Declare.

PACKAGING TYPE
Brown box

PACKAGING MEASUREMENTS
(H × W × D)
114 cm × 65 cm × 62 cm /
44,9" × 25,6" × 24,4"

MATERIALS & MAINTENANCE
Please see page 680 for materials, care and maintenance instructions.











HARBOUR SIDE BAR CHAIR, PLASTIC
Designed by *Norm Architects*

[BACK TO START](#)

QUICK SHIP OPTIONS
Selected combinations up to 4 weeks delivery time.

SKU	VARIANT
9280100-0000ZZZZ	 HARBOUR SIDE BAR CHAIR, BLACK STEEL / BLACK
9280100-0001ZZZZ	 HARBOUR SIDE BAR CHAIR, BLACK STEEL / BURNED RED
9280100-0002ZZZZ	 HARBOUR SIDE BAR CHAIR, BLACK STEEL / KHAKI
9280100-0003ZZZZ	 HARBOUR SIDE BAR CHAIR, BLACK STEEL / LIGHT GREY
9280100-0004ZZZZ	 HARBOUR SIDE BAR CHAIR, BLACK STEEL / OLIVE
9280100-0005ZZZZ	 HARBOUR SIDE BAR CHAIR, BLACK STEEL / WHITE



HARBOUR SIDE BAR CHAIR, material *black steel / burned red*, designer *Norm Architects*
 HARBOUR COLUMN BAR TABLE, material *black steel / black painted oak*, designer *Norm Architects*
 PLINTH TALL, material *grey Kendzo marble*, designer *Norm Architects*
 TROLL VASE, material *amber*, designer *Anderssen & Voll*
 BANK PENDANT, material *black / smoke*, designer *Norm Architects*



HARBOUR SIDE BAR CHAIR, UPHOLSTERED

Designed by *Norm Architects*

[BACK TO START](#)

Bar chair with upholstered shell set on a powder coated steel base with footrest. All Harbour chairs have been upgraded with extra foam in the seat for better sitting comfort, increasing from 15 mm in thickness to 25 mm.



PRODUCT OPTIONS

Shell



WITH UPHOLSTERY

powder coated steel base



BLACK STEEL

Spec options

Available in fabrics from our upholstery programme. Standard lead times apply.

For custom upholstery, please refer to the guiding textile/leather consumption:
COM: 0,59 m / 0,649 yds
COL: 0,88 m² / 9,4776 sqft

Prices excl. custom upholstery are equal to Price Category 1 Textile or Leather. Contact Sales support for approval of custom upholstery and to place your order.

The above textile consumption is only valid for textile rolls with a width equal to or greater than 140 cm. For smaller textile rolls, please contact Sales Support for guidance. For textile with pattern, please expect a higher usage for correct pattern fitting. Please contact Sales Support for guidance.

TECHNICAL SPECIFICATIONS

PRODUCT TYPE
Counter and bar chair

COLLI
1

ENVIRONMENT
Indoor

DIMENSIONS
H: 112 cm / 44"
SH: 78 cm / 30,7"
D: 55,5 cm / 21,9"
W: 52,5 cm / 20,5"

PRODUCTION PROCESS
The shell is made from injection-moulded polypropylene with fibreglass. Steel bases are made of bent powder coated steel tubes with a MIG-welded footrest.

COLOUR

Shell with upholstery
Dependent upon selected upholstery

Base
Black (RAL 9005)

GLOSS
Gloss 10-20

MATERIALS

Shell
85% polypropylene, 15% fibreglass

Upholstered shell foam
CAL117 50 kg / 50N and 40 kg / 60N

Base
Powder coated steel

WEIGHT
14 kg / 30,9 lb

TEST
EN1022:2005, L2
EN16139:2013, L2

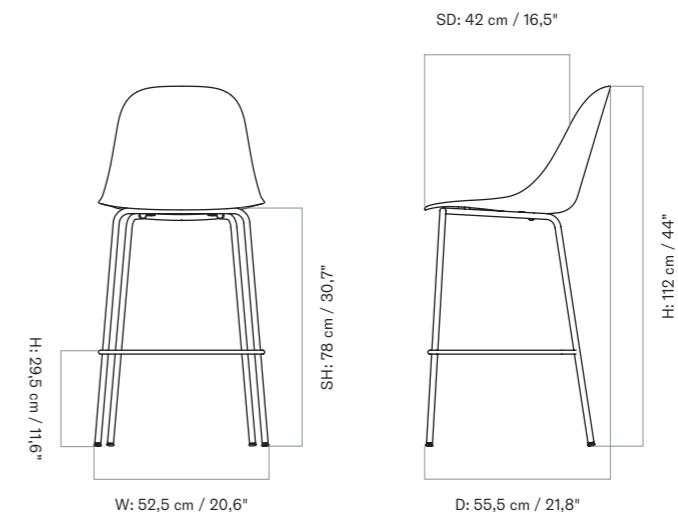
CERTIFICATIONS
FSC certified

Declare.

PACKAGING TYPE
Brown box

PACKAGING MEASUREMENTS
(H × W × D)
114 cm × 65 cm × 62 cm /
44,9" × 25,6" × 24,4"

MATERIALS & MAINTENANCE
Please see page 680 for materials, care and maintenance instructions.










HARBOUR SIDE BAR CHAIR, UPHOLSTERED
Designed by *Norm Architects*

[BACK TO START](#)

SPEC OPTIONS
6–8 weeks delivery time

SKU	VARIANT
<i>Textile — Shell with upholstery</i>	
9280020	<i>Price Category 0</i> Audo Bouclé, Audo
9280001	<i>Price Category 1</i> Barnum Bouclé, Audo / Champion, JAB / Illusion, Nevotex / Hot Madison, JAB / Maple, Kvadrat / Remix 3, Kvadrat / Re-wool, Kvadrat
9280002	<i>Price Category 2</i> Canvas 2, Kvadrat / Clay, Kvadrat, Sahco / Colline 2, Kvadrat / Fiord 2, Kvadrat / Hallingdal 65, Kvadrat / Moss, Kvadrat, Sahco / Reflect, Kvadrat / Savanna, Kvadrat / Steelcut 2, Kvadrat / Steelcut Trio 3, Kvadrat
9280003	<i>Price Category 3</i> Arctic, JAB / Safire, Kvadrat, Sahco / Vidar 4, Kvadrat, Sahco / Zero, Kvadrat, Sahco
9280008	<i>Price Category 4</i> Doppiopanama, Dedar / Grand Mohair, Danish Art Weaving / Lupo, Dedar
<i>Leather — Shell with upholstery</i>	
9280004	<i>Price Category 1</i> Dakar, Nevotex / Ultra, Sørensens Leather
9280005	<i>Price Category 2</i> Dunes, Sørensens Leather / Nuance, Sørensens Leather
9280006	<i>Price Category 3</i> Royal Nubuck, Sørensens Leather
9280007	<i>Price Category 4</i> Elegance, Sørensens Leather

RECOMMENDED COMBINATIONS
Selected combinations 6–8 weeks delivery time.

SKU	VARIANT
<i>Shell with upholstery — Black steel base</i>	
9280001-000B08ZZ	 HARBOUR SIDE BAR CHAIR, BLACK STEEL / REMIX 3 233
9280001-009L00ZZ	 HARBOUR SIDE BAR CHAIR, BLACK STEEL / CHAMPION 041
9280004-000600ZZ	 HARBOUR SIDE BAR CHAIR, BLACK STEEL / DAKAR 0311
9280004-001H00ZZ	 HARBOUR SIDE BAR CHAIR, BLACK STEEL / DAKAR 0842
9280004-000300ZZ	 HARBOUR SIDE BAR CHAIR, BLACK STEEL / DAKAR 0250

 Tearoom Club Chair →

 Tearoom Side Chair, Swivel w/Return →

 Tearoom Lounge Chair →

 Tearoom Lounge Chair, Swivel w/Return →

 Tearoom Lounge Chair, High Back →

 Tearoom Lounge Chair, High Back w/Power Outlet →



TEAROOM CLUB CHAIR

Designed by *Nick Ross*

[BACK TO START](#)

Upholstered club chair with black MDF base.



PRODUCT OPTIONS

Seat



WITH UPHOLSTERY

Spec options

Available in fabrics from our upholstery programme. Standard lead times apply.

For custom upholstery, please refer to the guiding textile/leather consumption:
COM: 0,59 m / 0,649 yds
COL: 0,88 m² / 9,4776 sqft

Prices excl. custom upholstery are equal to Price Category 1 Textile or Leather. Contact Sales support for approval of custom upholstery and to place your order.

The above textile consumption is only valid for textile rolls with a width equal to or greater than 140 cm. For smaller textile rolls, please contact Sales Support for guidance. For textile with pattern, please expect a higher usage for correct pattern fitting. Please contact Sales Support for guidance.

PRODUCT TYPE
Club chair

COLLI
1

ENVIRONMENT
Indoor

DIMENSIONS
H: 78 cm / 30,7"
SH: 47 cm / 18,5"
W: 70 cm / 27,6"
D: 58 cm / 22,8"

PRODUCTION PROCESS
The club chair is constructed with a structural frame made of plywood. Seat consists of layered foam (5 layers) in different hardness with webbing/belts underneath. Back and armrests consists of a double foam layer, with front part being reinforced with foam flex. The base is made from painted MDF.

TECHNICAL SPECIFICATIONS

COLOUR
Seat
Dependent upon selected upholstery

Base
Black (RAL 9005)

GLOSS
Gloss 10-15

MATERIALS
Plywood, HR Foam construction, webbing/belts, foam flex and upholstery

WEIGHT
15 kg / 33,1 lb

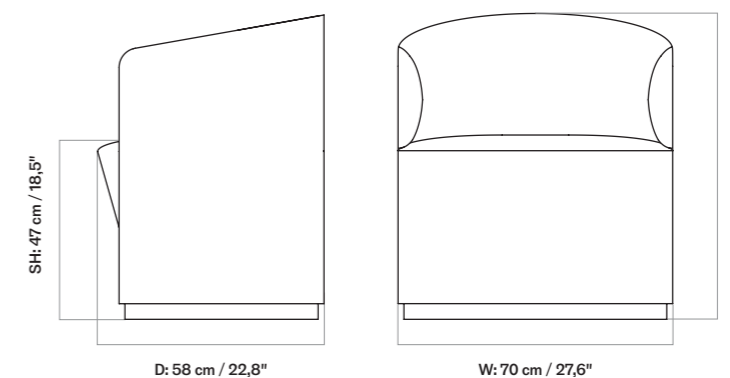
TEST
N / A

CERTIFICATIONS
TSCA title IV compliant
Declare.

PACKAGING TYPE
Brown box

PACKAGING MEASUREMENTS
(H x W x D)
80 cm x 72 cm x 60 cm /
31,5" x 28,3" x 23,6"

MATERIALS & MAINTENANCE
Please see page 680 for materials, care and maintenance instructions.





TEAROOM CLUB CHAIR
Designed by *Nick Ross*

[BACK TO START](#)

SPEC OPTIONS
6–8 weeks delivery time

SKU	VARIANT
9600020	<i>Price Category 0</i> Audo Bouclé, Audo
9600001	<i>Price Category 1</i> Barnum Bouclé, Audo / Champion, JAB / Illusion, Nevotex / Hot Madison, JAB / Maple, Kvadrat / Remix 3, Kvadrat / Re-wool, Kvadrat
9600002	<i>Price Category 2</i> Canvas 2, Kvadrat / Clay, Kvadrat, Sahco / Colline 2, Kvadrat / Fiord 2, Kvadrat / Hallingdal 65, Kvadrat / Moss, Kvadrat, Sahco / Reflect, Kvadrat / Savanna, Kvadrat / Steelcut 2, Kvadrat / Steelcut Trio 3, Kvadrat
9600003	<i>Price Category 3</i> Arctic, JAB / Safire, Kvadrat, Sahco / Vidar 4, Kvadrat, Sahco / Zero, Kvadrat, Sahco
9600008	<i>Price Category 4</i> Cabanon Soft, Designers Guild / DoppioPanama, Dedar / Grand Mohair, Danish Art Weaving / Lupo, Dedar

RECOMMENDED COMBINATIONS
Selected combinations 6–8 weeks delivery time.

SKU	VARIANT
9600020-000300ZZ	 TEAROOM CLUB CHAIR, BOUCLÉ 02
9600001-000100ZZ	 TEAROOM CLUB CHAIR, CHAMPION 035
9600002-002C0BZZ	 TEAROOM CLUB CHAIR, SAVANNA 202
9600008-000004ZZ	 TEAROOM CLUB CHAIR, DOPPIOPANAMA 001



TEAROOM SIDE CHAIR, SWIVEL W/RETURN

Designed by *Nick Ross*

[BACK TO START](#)

With its luxurious look and feel, the Tearoom Side Chair, Swivel is an elegant addition to any space. From its open silhouette and supportive curves to its richly detailed upholstery and recessed plinth base, the distinctive design is considered to the last detail. Its smooth, 190-degree return swivel function ensures full freedom of movement.

PRODUCT OPTIONS

Seat



WITH UPHOLSTERY

Spec options

Available in fabrics from our upholstery programme. Standard lead times apply.

For custom upholstery, please refer to the guiding textile/leather consumption:
 COM: 0,59 m / 0,649 yds
 COL: 0,88 m² / 9,4776 sqft

Prices excl. custom upholstery are equal to Price Category 1 Textile or Leather. Contact Sales support for approval of custom upholstery and to place your order.

The above textile consumption is only valid for textile rolls with a width equal to or greater than 140 cm. For smaller textile rolls, please contact Sales Support for guidance. For textile with pattern, please expect a higher usage for correct pattern fitting. Please contact Sales Support for guidance.

PRODUCT TYPE
Side chair

COLLI
1

ENVIRONMENT
Indoor

DIMENSIONS
 H: 78 cm / 30,7"
 SH: 47 cm / 18,5"
 W: 60 cm / 23,6"
 D: 58 cm / 22,8"

PRODUCTION PROCESS
 The side chair is constructed with a structural frame made of plywood. Seat consists of layered foam (5 layers) in different hardness with webbing/belts underneath. Back and armrests consists of a double foam layer, with front part being reinforced with foam flex. The base is made from painted MDF.

TECHNICAL SPECIFICATIONS

COLOUR
 Seat
 Dependent upon selected upholstery

Base
 Black (RAL 9005)

GLOSS
 Gloss 10-15

MATERIALS
 Plywood, HR Foam construction, webbing/belts, foam flex and upholstery

WEIGHT
 17.8 kg / 39,2 lb

TEST
 N / A

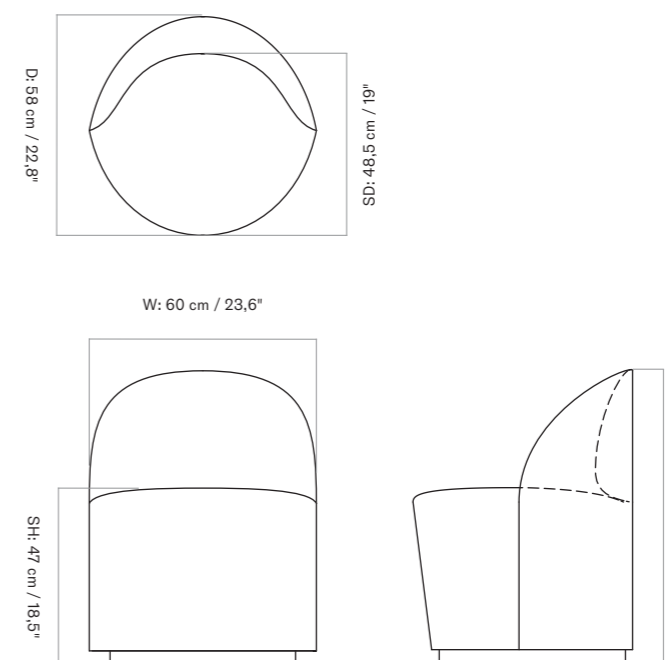
CERTIFICATIONS

Declare.

PACKAGING TYPE
 Brown box

PACKAGING MEASUREMENTS
 (H x W x D)
 82 cm x 73 cm x 61 cm /
 32,2" x 28,7" x 24"

MATERIALS & MAINTENANCE
 Please see page 680 for materials, care and maintenance instructions.





TEAROOM SIDE CHAIR, SWIVEL W/RETURN
Designed by *Nick Ross*

[BACK TO START](#)

SPEC OPTIONS
6–8 weeks delivery time

SKU	VARIANT
9609200	<i>Price Category 0</i> Audo Bouclé, Audo
9609201	<i>Price Category 1</i> Barnum Bouclé, Audo / Champion, JAB / Illusion, Nevotex / Hot Madison, JAB / Maple, Kvadrat / Remix 3, Kvadrat / Re-wool, Kvadrat
9609202	<i>Price Category 2</i> Canvas 2, Kvadrat / Clay, Kvadrat, Sahco / Colline 2, Kvadrat / Fiord 2, Kvadrat / Hallingdal 65, Kvadrat / Moss, Kvadrat, Sahco / Reflect, Kvadrat / Savanna, Kvadrat / Steelcut 2, Kvadrat / Steelcut Trio 3, Kvadrat
9609203	<i>Price Category 3</i> Arctic, JAB / Safire, Kvadrat, Sahco / Vidar 4, Kvadrat, Sahco / Zero, Kvadrat, Sahco
9609204	<i>Price Category 4</i> Cabanon Soft, Designers Guild / Doppiopanama, Dedar / Grand Mohair, Danish Art Weaving / Lupo, Dedar

RECOMMENDED COMBINATIONS
Selected combinations 6–8 weeks delivery time.

SKU	VARIANT
9609201-00DJ04ZZ	 TEAROOM, SIDE CHAIR, SWIVEL W/RETURN, CHAMPION 041
9609202-003G02ZZ	 TEAROOM, SIDE CHAIR, SWIVEL W/RETURN, HALLINGDAL 65 0200
9609203-000500ZZ	 TEAROOM, SIDE CHAIR, SWIVEL W/RETURN, SAFIRE 004



TEAROOM LOUNGE CHAIR
Designed by *Nick Ross*

[BACK TO START](#)

Upholstered lounge chair with black MDF base.

PRODUCT OPTIONS

Seat



WITH UPHOLSTERY

Spec options

Available in fabrics from our upholstery programme. Standard lead times apply.

For custom upholstery, please refer to the guiding textile/leather consumption:
COM: 0,59 m / 0,649 yds
COL: 0,88 m² / 9,4776 sqft

Prices excl. custom upholstery are equal to Price Category 1 Textile or Leather. Contact Sales support for approval of custom upholstery and to place your order.

The above textile consumption is only valid for textile rolls with a width equal to or greater than 140 cm. For smaller textile rolls, please contact Sales Support for guidance. For textile with pattern, please expect a higher usage for correct pattern fitting. Please contact Sales Support for guidance.



TECHNICAL SPECIFICATIONS

PRODUCT TYPE
Lounge chair

COLLI
1

ENVIRONMENT
Indoor

DIMENSIONS
H: 78 cm / 30,7"
SH: 43 cm / 17"
W: 89 cm / 35"
D: 70 cm / 27,6"

PRODUCTION PROCESS
The lounge chair is constructed with a structural frame made of plywood. Seat consists of layered foam (5 layers) in different hardness with webbing/belts underneath. Back and armrests consists of a double foam layer, with front part being reinforced with foam flex. The base is made from painted MDF.

COLOUR
Seat
Dependent upon selected upholstery

Base
Black (RAL 9005)

Gloss
Gloss 10-15

MATERIALS
Plywood, HR Foam construction, webbing/belts, No-sag springs, foam flex and upholstery

WEIGHT
18 kg / 39,7 lb

TEST
N / A

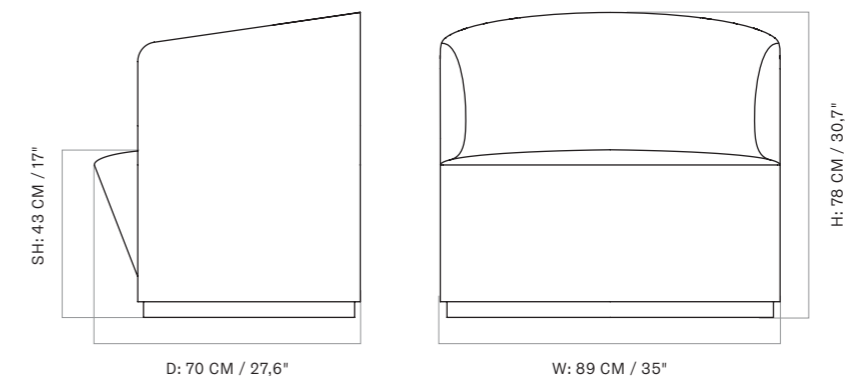
CERTIFICATIONS
TSCA title IV compliant

Declare.

PACKAGING TYPE
Brown box

PACKAGING MEASUREMENTS
(H × W × D)
80 cm × 92 cm × 72 cm /
31,5" × 36,2" × 28,3"

MATERIALS & MAINTENANCE
Please see page 680 for materials, care and maintenance instructions.








TEAROOM LOUNGE CHAIR
Designed by *Nick Ross*

[BACK TO START](#)

SPEC OPTIONS
6–8 weeks delivery time

SKU	VARIANT
9605020	<i>Price Category 0</i> Audo Bouclé, Audo
9605001	<i>Price Category 1</i> Barnum Bouclé, Audo / Champion, JAB / Illusion, Nevotex / Hot Madison, JAB / Maple, Kvadrat / Remix 3, Kvadrat / Re-wool, Kvadrat
9605002	<i>Price Category 2</i> Canvas 2, Kvadrat / Clay, Kvadrat, Sahco / Colline 2, Kvadrat / Fiord 2, Kvadrat / Hallingdal 65, Kvadrat / Moss, Kvadrat, Sahco / Reflect, Kvadrat / Savanna, Kvadrat / Steelcut 2, Kvadrat / Steelcut Trio 3, Kvadrat
9605003	<i>Price Category 3</i> Arctic, JAB / Safire, Kvadrat, Sahco / Vidar 4, Kvadrat, Sahco / Zero, Kvadrat, Sahco
9605008	<i>Price Category 4</i> Doppiopanama, Dedar / Grand Mohair, Danish Art Weaving / Lupo, Dedar

RECOMMENDED COMBINATIONS
Selected combinations 6–8 weeks delivery time.

SKU	VARIANT
9605020-000300ZZ	 TEAROOM, LOUNGE CHAIR, BOUCLÉ 02
9605001-00AH00ZZ	 TEAROOM, LOUNGE CHAIR, CHAMPION 035
9605002-002B09ZZ	 TEAROOM LOUNGE CHAIR, SAVANNA 202
9605008-000203ZZ	 TEAROOM LOUNGE CHAIR, DOPPIOPANAMA 001



TEAROOM LOUNGE CHAIR, SWIVEL W/RETURN
Designed by *Nick Ross*

Upholstered lounge chair with black MDF base.

PRODUCT OPTIONS

Seat



WITH UPHOLSTERY

Spec options

Available in fabrics from our upholstery programme. Standard lead times apply.

For custom upholstery, please refer to the guiding textile/leather consumption:

COM: 0,59 m / 0,649 yds
COL: 0,88 m² / 9,4776 sqft

Prices excl. custom upholstery are equal to Price Category 1 Textile or Leather. Contact Sales support for approval of custom upholstery and to place your order.

The above textile consumption is only valid for textile rolls with a width equal to or greater than 140 cm. For smaller textile rolls, please contact Sales Support for guidance. For textile with pattern, please expect a higher usage for correct pattern fitting. Please contact Sales Support for guidance.



TECHNICAL SPECIFICATIONS

PRODUCT TYPE
Lounge chair

COLLI
1

ENVIRONMENT
Indoor

DIMENSIONS
H: 78 cm / 30,7"
SH: 42,5 cm / 16,7"
W: 72,5 cm / 28,5"
D: 70 cm / 27,6"

PRODUCTION PROCESS
The lounge chair is constructed with a structural frame made of plywood. Seat consists of layered foam (5 layers) in different hardness with webbing/belts underneath. Back and armrests consists of a double foam layer, with front part being reinforced with foam flex. The base is made from painted MDF.

COLOUR
Seat
Dependent upon selected upholstery

Base
Black (RAL 9005)

GLOSS
Gloss 10-10

MATERIALS
Plywood, HR Foam construction, webbing/belts, No-sag springs, foam flex and upholstery

WEIGHT
24 kg / 52,9 lb

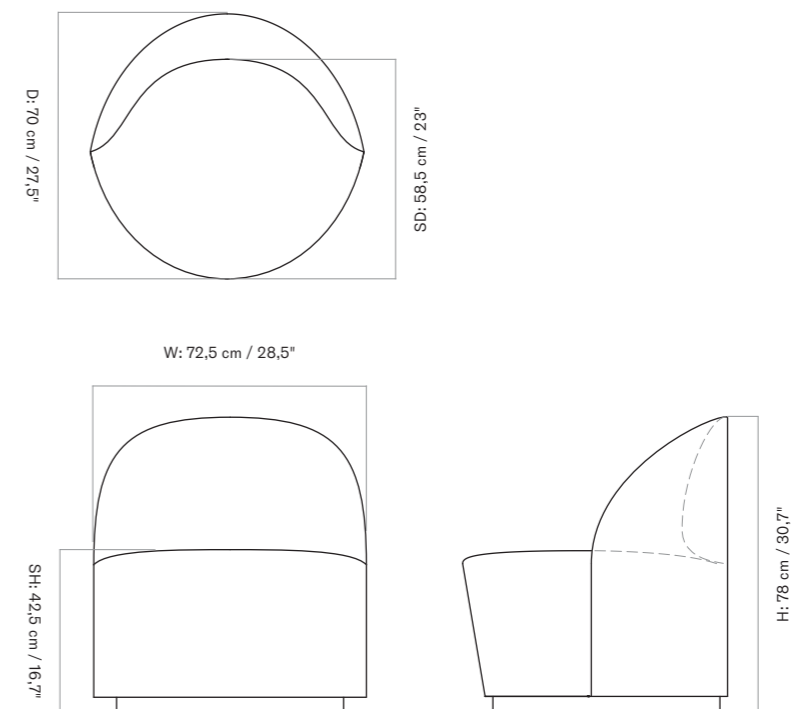
TEST
N / A

CERTIFICATIONS
Declare.

PACKAGING TYPE
Brown box

PACKAGING MEASUREMENTS
(H x W x D)
82 cm x 94 cm x 74 cm /
32,3" x 37" x 29,1"

MATERIALS & MAINTENANCE
Please see page 680 for materials, care and maintenance instructions.





TEAROOM LOUNGE CHAIR, SWIVEL W/RETURN
Designed by *Nick Ross*

[BACK TO START](#)

SPEC OPTIONS
6–8 weeks delivery time

SKU	VARIANT
9608200	<i>Price Category 0</i> Audo Bouclé, Audo
9608201	<i>Price Category 1</i> Barnum Bouclé, Audo / Champion, JAB / Illusion, Nevotex / Hot Madison, JAB / Maple, Kvadrat / Remix 3, Kvadrat / Re-wool, Kvadrat
9608202	<i>Price Category 2</i> Canvas 2, Kvadrat / Clay, Kvadrat, Sahco / Colline 2, Kvadrat / Fiord 2, Kvadrat / Hallingdal 65, Kvadrat / Moss, Kvadrat, Sahco / Reflect, Kvadrat / Savanna, Kvadrat / Steelcut 2, Kvadrat / Steelcut Trio 3, Kvadrat
9608203	<i>Price Category 3</i> Arctic, JAB / Safire, Kvadrat, Sahco / Vidar 4, Kvadrat, Sahco / Zero, Kvadrat, Sahco
9608204	<i>Price Category 4</i> Cabanon Soft, Designers Guild / Doppiopanama, Dedar / Grand Mohair, Danish Art Weaving / Lupo, Dedar

RECOMMENDED COMBINATIONS
Selected combinations 6–8 weeks delivery time.

SKU	VARIANT
9608201-00DJ05ZZ	 TEAROOM, LOUNGE CHAIR, SWIVEL W/RETURN, CHAMPION 041
9608202-003G02ZZ	 TEAROOM, LOUNGE CHAIR, SWIVEL W/RETURN, HALLINGDAL 65 0200
9608203-000500ZZ	 TEAROOM, LOUNGE CHAIR, SWIVEL W/RETURN, SAFIRE 004



TEAROOM LOUNGE CHAIR, HIGH BACK
Designed by *Nick Ross*

[BACK TO START](#)

The high back version of the Tearoom Lounge Chair offers moments of quiet contemplation in busy spaces. Expressive and elegant, the secluded, foam-filled furniture piece rests on a wooden base for a natural contrast to the upholstered seat.



PRODUCT OPTIONS

Seat



WITH UPHOLSTERY

Spec options

Available in fabrics from our upholstery programme. Standard lead times apply.

For custom upholstery, please refer to the guiding textile/leather consumption:
COM: 0,59 m / 0,649 yds
COL: 0,88 m² / 9,4776 sqft

Prices excl. custom upholstery are equal to Price Category 1 Textile or Leather. Contact Sales support for approval of custom upholstery and to place your order.

The above textile consumption is only valid for textile rolls with a width equal to or greater than 140 cm. For smaller textile rolls, please contact Sales Support for guidance. For textile with pattern, please expect a higher usage for correct pattern fitting. Please contact Sales Support for guidance.

TECHNICAL SPECIFICATIONS

PRODUCT TYPE
Lounge Chair

COLLI
1

ENVIRONMENT
Indoor

DIMENSIONS
H: 120 cm / 47,24"
W: 89 cm / 35,04"
D: 73 cm / 28,7"

PRODUCTION PROCESS
The lounge chair is constructed with a structural frame made of plywood. The seat consists of layered foam (5 layers) in different hardness with webbing/belts underneath. Back and armrests consist of a double foam layer with front part reinforced with foam flex. The base is made of painted MDF.

COLOUR
Seat
Dependent upon selected upholstery

Base
Black (RAL 9005)

GLOSS
Gloss 10-15

MATERIALS
Plywood, HR Foam construction, webbing/belts, foam flex and upholstery

WEIGHT
31,5 kg / 69,45 lb

TEST
N / A


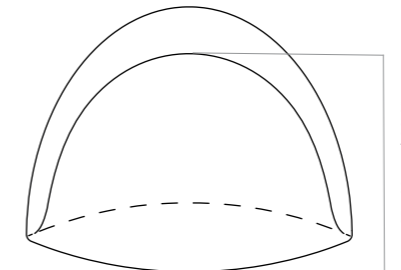
CERTIFICATIONS
TSCA title IV compliant

Declare.

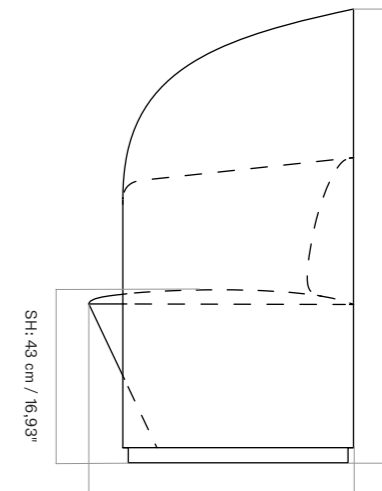
PACKAGING TYPE
Brown box

PACKAGING MEASUREMENTS
(H × W × D)
127 cm × 95 cm × 75 cm /
50" × 37,4" × 29,53"

MATERIALS & MAINTENANCE
Please see page 680 for materials, care and maintenance instructions.



W: 89 cm / 35,04"



D: 73 cm / 28,7"



TEAROOM LOUNGE CHAIR, HIGH BACK
Designed by *Nick Ross*

[BACK TO START](#)

SPEC OPTIONS
6–8 weeks delivery time

SKU	VARIANT
9608200	<i>Price Category 0</i> Audo Bouclé, Audo
9608201	<i>Price Category 1</i> Barnum Bouclé, Audo / Champion, JAB / Illusion, Nevotex / Hot Madison, JAB / Maple, Kvadrat / Remix 3, Kvadrat / Re-wool, Kvadrat
9608202	<i>Price Category 2</i> Canvas 2, Kvadrat / Clay, Kvadrat, Sahco / Colline 2, Kvadrat / Fiord 2, Kvadrat / Hallingdal 65, Kvadrat / Moss, Kvadrat, Sahco / Reflect, Kvadrat / Savanna, Kvadrat / Steelcut 2, Kvadrat / Steelcut Trio 3, Kvadrat
9608203	<i>Price Category 3</i> Arctic, JAB / Safire, Kvadrat, Sahco / Vidar 4, Kvadrat, Sahco / Zero, Kvadrat, Sahco
9608204	<i>Price Category 4</i> Doppiopanama, Dedar / Grand Mohair, Danish Art Weaving / Lupo, Dedar

RECOMMENDED COMBINATIONS
Selected combinations 6–8 weeks delivery time.

SKU	VARIANT
9606000-000000ZZ	 TEAROOM LOUNGE CHAIR, HIGH BACK, AUDO BOUCLÉ 02
9606001-009W05ZZ	 TEAROOM LOUNGE CHAIR, HIGH BACK, CHAMPION 035
9606002-004602ZZ	 TEAROOM LOUNGE CHAIR, HIGH BACK, HALLINGDAL 65 0200
9606003-000N01ZZ	 TEAROOM LOUNGE CHAIR, HIGH BACK, SAFIRE 006



TEAROOM LOUNGE CHAIR, HIGH BACK W/POWER OUTLET
Designed by *Nick Ross*

[BACK TO START](#)

The high back version of the Tearoom Lounge Chair offers moments of quiet contemplation in busy spaces. Expressive and elegant, the secluded, foam-filled furniture piece rests on a wooden base for a natural contrast to the upholstered seat. The addition of a USB port and power socket at the base makes it a practical spot for work as well as play.

PRODUCT OPTIONS

Seat



WITH UPHOLSTERY

Spec options

Available in fabrics from our upholstery programme. Standard lead times apply.

For custom upholstery, please refer to the guiding textile/leather consumption:
COM: 0,59 m / 0,649 yds
COL: 0,88 m² / 9,4776 sqft

Prices excl. custom upholstery are equal to Price Category 1 Textile or Leather. Contact Sales support for approval of custom upholstery and to place your order.

The above textile consumption is only valid for textile rolls with a width equal to or greater than 140 cm. For smaller textile rolls, please contact Sales Support for guidance. For textile with pattern, please expect a higher usage for correct pattern fitting. Please contact Sales Support for guidance.



TECHNICAL SPECIFICATIONS

PRODUCT TYPE
Lounge Chair

COLLI
1

ENVIRONMENT
Indoor

DIMENSIONS
H: 120 cm / 47,24"
W: 89 cm / 35,04"
D: 73 cm / 28,7"

PRODUCTION PROCESS
The lounge chair is constructed with a structural frame made of plywood. The seat consists of layered foam (5 layers) in different hardness with webbing/belts underneath. Back and armrests consist of a double foam layer with front part reinforced with foam flex. The base is made of painted MDF.

COLOUR
Seat
Dependent upon selected upholstery

Base
Black (RAL 9005)

GLOSS
Gloss 10-15

MATERIALS
Plywood, HR Foam construction, webbing/belts, foam flex and upholstery

WEIGHT
31,5 kg / 69,45 lb

Cord length
350 cm / 137,79"

TEST
N / A

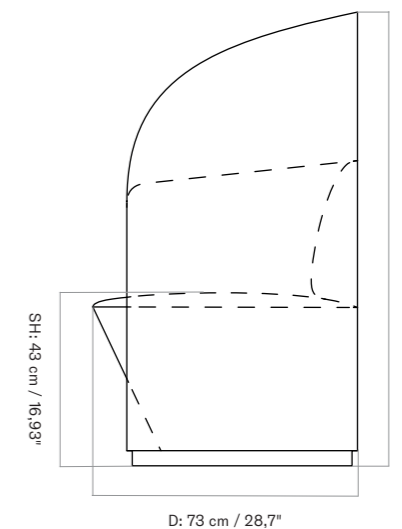
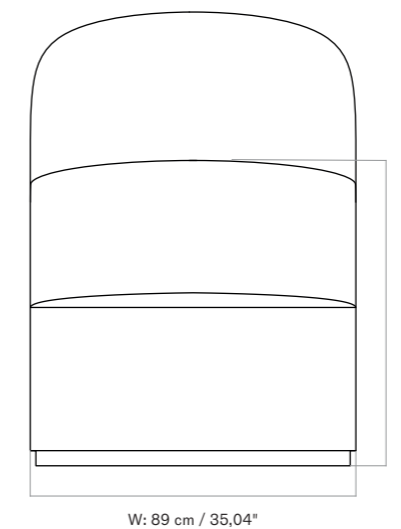
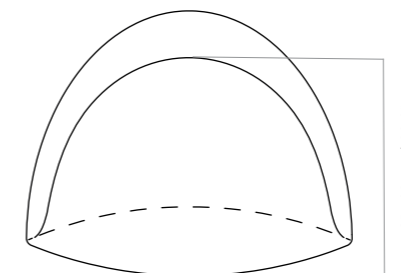
CERTIFICATIONS
TSCA title IV compliant

Declare.

PACKAGING TYPE
Brown box

PACKAGING MEASUREMENTS
(H x W x D)
127 cm x 95 cm x 75 cm /
50" x 37,4" x 29,53"

MATERIALS & MAINTENANCE
Please see page 680 for materials, care and maintenance instructions.









TEAROOM LOUNGE CHAIR, HIGH BACK W/POWER OUTLET
Designed by *Nick Ross*

[BACK TO START](#)

SPEC OPTIONS
6–8 weeks delivery time

SKU	VARIANT
9608200	<i>Price Category 0</i> Audo Bouclé, Audo
9608201	<i>Price Category 1</i> Barnum Bouclé, Audo / Champion, JAB / Illusion, Nevotex / Hot Madison, JAB / Maple, Kvadrat / Remix 3, Kvadrat / Re-wool, Kvadrat
9608202	<i>Price Category 2</i> Canvas 2, Kvadrat / Clay, Kvadrat, Sahco / Colline 2, Kvadrat / Fiord 2, Kvadrat / Hallingdal 65, Kvadrat / Moss, Kvadrat, Sahco / Reflect, Kvadrat / Savanna, Kvadrat / Steelcut 2, Kvadrat / Steelcut Trio 3, Kvadrat
9608203	<i>Price Category 3</i> Arctic, JAB / Safire, Kvadrat, Sahco / Vidar 4, Kvadrat, Sahco / Zero, Kvadrat, Sahco
9608204	<i>Price Category 4</i> Doppiopanama, Dedar / Grand Mohair, Danish Art Weaving / Lupo, Dedar

RECOMMENDED COMBINATIONS
Selected combinations 6–8 weeks delivery time.

SKU	VARIANT
9607100-000000ZZ	 TEAROOM LOUNGE CHAIR, HIGH BACK W/POWER OUTLET, AUDO BOUCLÉ 02
9607101-001001ZZ	 TEAROOM LOUNGE CHAIR, HIGH BACK W/POWER OUTLET, CHAMPION 035
9607102-003G02ZZ	 TEAROOM LOUNGE CHAIR, HIGH BACK W/POWER OUTLET, HALLINGDAL 65 0200
9607103-000700ZZ	 TEAROOM LOUNGE CHAIR, HIGH BACK W/POWER OUTLET, SAFIRE 006

	Co Lounge Chair, Seat Upholstered	→		My Own Lounge Chair	→
--	--------------------------------------	---	---	---------------------	---

	Co Lounge Chair, Fully Upholstered	→		My Own Lounge Chair, Ottoman	→
--	---------------------------------------	---	---	---------------------------------	---

	Harbour Lounge Chair	→		Constance, Lounge Chair	→
--	----------------------	---	---	-------------------------	---


	Knitting Lounge Chair	→		Elizabeth Lounge Chair	→
--	-----------------------	---	---	------------------------	---

	Brasilia Lounge Chair	→		Elizabeth Ottoman	→
--	-----------------------	---	---	-------------------	---

	Brasilia Ottoman	→		Oda Lounge Chair	→
--	------------------	---	---	------------------	---

	Saxe Chair	→		Oda Ottoman	→
--	------------	---	---	-------------	---

	The Tired Man, Lounge Chair	→		The Seal Lounge Chair, High Back	→
--	--------------------------------	---	---	-------------------------------------	---

	The Tired Man, Ottoman	→		The Seal Lounge Chair, Low Back	→
--	------------------------	---	---	------------------------------------	---

	Ingeborg, Lounge Chair	→		The Seal Ottoman	→
--	------------------------	---	---	------------------	---

	Ingeborg, Ottoman	→			
--	-------------------	---	--	--	--



CO LOUNGE CHAIR, SEAT UPHOLSTERED
Designed by *Norm Architects & Els Van Hoorebeeck*

BACK TO START

Profiling a more laid-back look than its dining counterparts, the comfortable Co Lounge Chair, designed for Audo by Norm Architects and Els Van Hoorebeeck, features curved armrests and an upholstered seat to support and embrace the body. The slender yet strong powder coated steel base lends a feeling of lightness to the design.




PRODUCT OPTIONS

Seat



WITH UPHOLSTERY

Backrest and Armrest



NATURAL OAK



DARK STAINED OAK



BLACK OAK

Steel base



BLACK POWDER
COATED STEEL

Spec options

Available in fabrics from our upholstery programme. Standard lead times apply.

For custom upholstery, please refer to the guiding textile/leather consumption:
COM: 0,59 m / 0,649 yds
COL: 0,88 m² / 9,4776 sqft

Prices excl. custom upholstery are equal to Price Category 1 Textile or Leather. Contact Sales support for approval of custom upholstery and to place your order.

The above textile consumption is only valid for textile rolls with a width equal to or greater than 140 cm. For smaller textile rolls, please contact Sales Support for guidance. For textile with pattern, please expect a higher usage for correct pattern fitting. Please contact Sales Support for guidance.

TECHNICAL SPECIFICATIONS

PRODUCT TYPE
Lounge chair

COLLI
1

ENVIRONMENT
Indoor

DIMENSIONS
H: 71 cm / 28"
AH: 58 cm / 22,8"
SH: 41 cm / 16,1"
D: 66 cm / 26"
W: 70 cm / 27,5"

PRODUCTION PROCESS
Seat, backrest and armrests are made of curved plywood. Shell is CNC-milled in a 5-axis CNC machine. The core is made of beech veneer with an outer layer of oak veneer. Double layer foam is used on upholstered seat for added comfort.

The base is made of bent, MIG+TIG-welded 16 mm steel tube and armrests of 14 mm steel tube. The base and armrests are powder coated.

COLOUR

Seat with upholstery
Dependent upon selected upholstery

Backrest and Armrest
Natural oak
Dark stained oak
Black oak

Base
Black (RAL 9005)

GLOSS

Base
10-20 (black)

MATERIALS

Seat with upholstery
Beech, curved plywood, CAL117 foam (30 mm 45N / 40 kg and 10 mm 32N / 40 kg), upholstery

Armrest
Natural oak veneer with matte lacquer, dark stained oak with wax or black painted oak and beech core.

Base
Powder coated steel

WEIGHT
7,5 kg / 16,5 lb

TEST
EN1022:2005, L2
EN16139:2013, L2

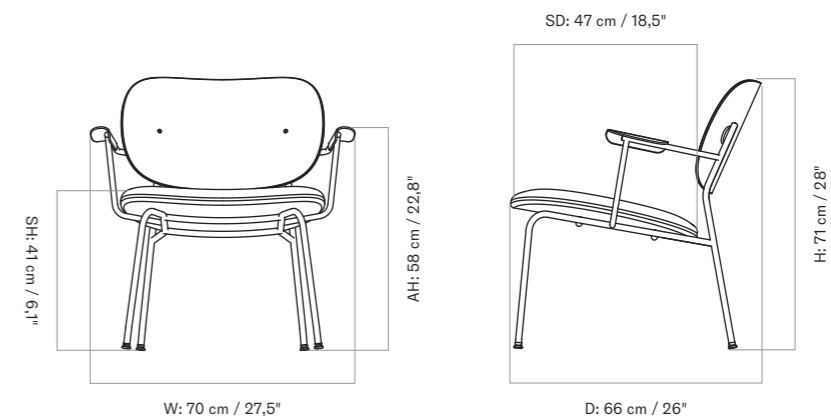
CERTIFICATIONS
FSC Certified

Declare.

PACKAGING TYPE
Brown box

PACKAGING MEASUREMENTS
(H x W x D)
73 cm x 68 cm x 72 cm /
28,7" x 26,8" x 28,3"

MATERIALS & MAINTENANCE
Please see page 680 for materials, care and maintenance instructions.











CO LOUNGE CHAIR, SEAT UPHOLSTERED
Designed by *Norm Architects & Els Van Hoorebeeck*

[BACK TO START](#)

SPEC OPTIONS
6–8 weeks delivery time

SKU	VARIANT
<i>Textile — Seat with upholstery</i>	
1195020	<i>Price Category 0</i> Audo Bouclé, Audo
1195001	<i>Price Category 1</i> Barnum Bouclé, Audo / Champion, JAB / Illusion, Nevotex / Hot Madison, JAB / Maple, Kvadrat / Remix 3, Kvadrat / Re-wool, Kvadrat
1195002	<i>Price Category 2</i> Canvas 2, Kvadrat / Clay, Kvadrat, Sahco / Colline 2, Kvadrat / Fiord 2, Kvadrat / Hallingdal 65, Kvadrat / Moss, Kvadrat, Sahco / Reflect, Kvadrat / Savanna, Kvadrat / Steelcut 2, Kvadrat / Steelcut Trio 3, Kvadrat
1195003	<i>Price Category 3</i> Arctic, JAB / Safire, Kvadrat, Sahco / Vidar 4, Kvadrat, Sahco / Zero, Kvadrat, Sahco
1195008	<i>Price Category 4</i> Cabanon Soft, Designers Guild / Doppiopanama, Dedar / Grand Mohair, Danish Art Weaving / Lupo, Dedar
<i>Leather — Seat with upholstery</i>	
1195004	<i>Price Category 1</i> Dakar, Nevotex / Envy, Sørensen Leather / Ultra, Sørensen Leather
1195005	<i>Price Category 2</i> Dunes, Sørensen Leather / Nuance, Sørensen Leather
1195006	<i>Price Category 3</i> Royal Nubuck, Sørensen Leather
1195007	<i>Price Category 4</i> Elegance, Sørensen Leather

RECOMMENDED COMBINATIONS
Selected combinations 6–8 weeks delivery time.

SKU	VARIANT
1195020-000300ZZ	 CO LOUNGE CHAIR, BLACK STEEL / DARK STAINED OAK / BOUCLÉ 02
1195002-02BH08ZZ	 CO LOUNGE CHAIR, BLACK STEEL / NATURAL OAK / MOSS 022
1195002-01BE08ZZ	 CO LOUNGE CHAIR, BLACK STEEL / DARK STAINED OAK / MOSS 019
1195004-011H00ZZ	 CO LOUNGE CHAIR, BLACK STEEL / DARK STAINED OAK / DAKAR 0842
1195004-001H00ZZ	 CO LOUNGE CHAIR, BLACK STEEL / BLACK OAK / DAKAR 0842
1195004-020300ZZ	 CO LOUNGE CHAIR, BLACK STEEL / NATURAL OAK / DAKAR 0250



CO LOUNGE CHAIR, FULLY UPHOLSTERED
Designed by *Norm Architects & Els Van Hoorebeeck*

BACK TO START

Profiling a more laid-back look than its dining counterparts, the comfortable Co Lounge Chair, designed for Audo by Norm Architects and Els Van Hoorebeeck, features curved armrests and an upholstered seat and backrest angled to support and embrace the body. The slender yet strong powder coated steel base lends a feeling of lightness to the design.



PRODUCT OPTIONS

Seat and backrest



UPHOLSTERED

Backrest and Armrest



NATURAL OAK

DARK STAINED OAK

BLACK OAK

Steel base



BLACK POWDER
COATED STEEL

Spec options

Available in fabrics from our upholstery programme. Standard lead times apply.

For custom upholstery, please refer to the guiding textile/leather consumption:
COM: 0,59 m / 0,649 yds
COL: 0,88 m² / 9,4776 sqft

Prices excl. custom upholstery are equal to Price Category 1 Textile or Leather. Contact Sales support for approval of custom upholstery and to place your order.

The above textile consumption is only valid for textile rolls with a width equal to or greater than 140 cm. For smaller textile rolls, please contact Sales Support for guidance. For textile with pattern, please expect a higher usage for correct pattern fitting. Please contact Sales Support for guidance.

TECHNICAL SPECIFICATIONS

PRODUCT TYPE
Lounge chair

COLLI
1

ENVIRONMENT
Indoor

DIMENSIONS
H: 71 cm / 28"
AH: 58 cm / 22,8"
SH: 41 cm / 16,1"
D: 66 cm / 26"
W: 70 cm / 27,5"

PRODUCTION PROCESS
Seat, backrest and armrests are made of curved plywood. Shell is CNC-milled in a 5-axis CNC machine. The core is made of beech veneer with an outer layer of oak veneer. Double layer foam is used on upholstered seat and back rest for added comfort.

The base is made of bent, MIG+TIG-welded 16 mm steel tube and armrests of 14 mm steel tube. The base and armrests are powder coated.

COLOUR

Seat and backrest with upholstery
Dependent upon selected upholstery

Armrest
Natural oak
Dark stained oak
Black oak

Base
Black (RAL 9005)

GLOSS

Base
10-20 (black)

MATERIALS

Seat and backrest with upholstery
Beech, curved plywood, CAL117 foam (30 mm 45N / 40 kg and 10 mm 32N / 40 kg), upholstery

Armrest
Natural oak veneer with matte lacquer, dark stained oak with wax or black painted oak and beech core.

Base
Powder coated steel

WEIGHT

Upholstered seat: 7,5 kg / 16,5 lb
Fully Upholstered: 8,5 kg / 18,7 lb

TEST

EN1022:2005, L2
EN16139:2013, L2

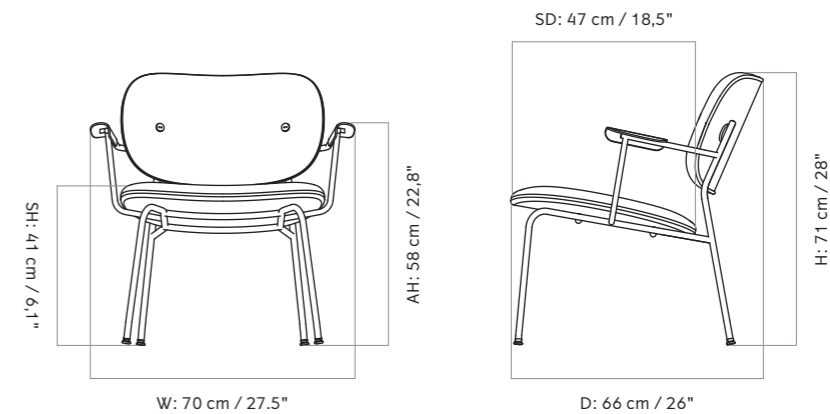
CERTIFICATIONS
FSC Certified

Declare.

PACKAGING TYPE
Brown box

PACKAGING MEASUREMENTS
(H x W x D)
73 cm x 68 cm x 72 cm /
28,7" x 26,8" x 28,3"

MATERIALS & MAINTENANCE
Please see page 680 for materials, care and maintenance instructions.











CO LOUNGE CHAIR, FULLY UPHOLSTERED
Designed by *Norm Architects & Els Van Hoorebeeck*

[BACK TO START](#)

SPEC OPTIONS
6–8 weeks delivery time

RECOMMENDED COMBINATIONS
Selected combinations 6–8 weeks delivery time.

SKU	VARIANT
<i>Textile — Seat and backrest with upholstery</i>	
1197020	<i>Price Category 0</i> Audo Bouclé, Audo
1197001	<i>Price Category 1</i> Barnum Bouclé, Audo / Champion, JAB / Illusion, Nevotex / Hot Madison, JAB / Maple, Kvadrat / Remix 3, Kvadrat / Re-wool, Kvadrat
1197002	<i>Price Category 2</i> Canvas 2, Kvadrat / Clay, Kvadrat, Sahco / Colline 2, Kvadrat / Fiord 2, Kvadrat / Hallingdal 65, Kvadrat / Moss, Kvadrat, Sahco / Reflect, Kvadrat / Savanna, Kvadrat / Steelcut 2, Kvadrat / Steelcut Trio 3, Kvadrat
1197003	<i>Price Category 3</i> Arctic, JAB / Safire, Kvadrat, Sahco / Vidar 4, Kvadrat, Sahco / Zero, Kvadrat, Sahco
1197008	<i>Price Category 4</i> Cabanon Soft, Designers Guild / Doppiopanama, Dedar / Grand Mohair, Danish Art Weaving / Lupo, Dedar
<i>Leather — Seat and backrest with upholstery</i>	
1197004	<i>Price Category 1</i> Dakar, Nevotex / Envy, Sørensens Leather / Ultra, Sørensens Leather
1197005	<i>Price Category 2</i> Dunes, Sørensens Leather / Nuance, Sørensens Leather
1197006	<i>Price Category 3</i> Royal Nubuck, Sørensens Leather
1197007	<i>Price Category 4</i> Elegance, Sørensens Leather

SKU	VARIANT
1197020-030300ZZ	 CO LOUNGE CHAIR, BLACK STEEL / DARK STAINED OAK / BOUCLÉ 02
1197002-02B505ZZ	 CO LOUNGE CHAIR, BLACK STEEL / NATURAL OAK / MOSS 022
1197002-01B205ZZ	 CO LOUNGE CHAIR, BLACK STEEL / DARK STAINED OAK / MOSS 019
1197004-001H00ZZ	 CO LOUNGE CHAIR, BLACK STEEL / BLACK OAK / DAKAR 0842
1197004-020300ZZ	 CO LOUNGE CHAIR, BLACK STEEL / NATURAL OAK / DAKAR 0250
1197008-000D03ZZ	 CO LOUNGE CHAIR, BLACK STEEL / BLACK OAK / LUPO T19028/004



HARBOUR LOUNGE CHAIR
Designed by *Norm Architects*

[BACK TO START](#)

Solid wood base chair in natural, dark stained or black oak or walnut with visible joinery. Upholstered moulded foam shell, angled backrest and curved armrests. Corresponding upholstered cushion.



PRODUCT OPTIONS

Shell



UPHOLSTERED

Solid oak base



NATURAL OAK

DARK STAINED OAK

BLACK OAK

Walnut base



WALNUT

Spec options

Available in fabrics from our upholstery programme. Standard lead times apply.

For custom upholstery, please refer to the guiding textile/leather consumption:
COM: 0,59 m / 0,649 yds
COL: 0,88 m² / 9,4776 sqft

Prices excl. custom upholstery are equal to Price Category 1 Textile or Leather. Contact Sales support for approval of custom upholstery and to place your order.

The above textile consumption is only valid for textile rolls with a width equal to or greater than 140 cm. For smaller textile rolls, please contact Sales Support for guidance. For textile with pattern, please expect a higher usage for correct pattern fitting. Please contact Sales Support for guidance.

TECHNICAL SPECIFICATIONS

PRODUCT TYPE
Lounge chair

COLLI
1

ENVIRONMENT
Indoor

DIMENSIONS
H: 80 cm / 31,5"
SH: 43 cm / 19,9"
W: 76 cm / 30"
D: 70 cm / 27,5"
AH: 61 cm / 24"

PRODUCTION PROCESS
Shell and seat cushion are shaped from moulded foam. The inner construction is made of steel and the wood base is made of CNC-cut solid wood.

COLOUR

Shell
Dependent upon selected upholstery

Base
Natural oak
Dark stained oak
Black oak
Walnut

GLOSS
N / A

MATERIALS

Shell / Cushion
Moulded HR foam index 97

Base
Natural oak, dark stained oak or walnut with matte lacquer, black painted oak or walnut with matte lacquer

WEIGHT
17 kg / 37,5 lb

TEST
N / A

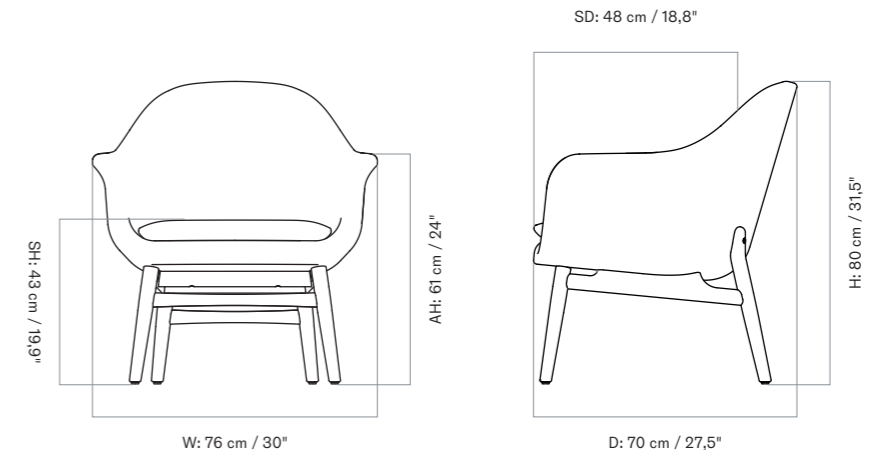
CERTIFICATIONS
Crafted from FSC certified oak

Declare.

PACKAGING TYPE
Brown box

PACKAGING MEASUREMENTS
(H × W × D)
82 cm × 73 cm × 85 cm /
32,3" × 28,7" × 33,5"

MATERIALS & MAINTENANCE
Please see page 680 for materials, care and maintenance instructions.





HARBOUR LOUNGE CHAIR
Designed by *Norm Architects*

[BACK TO START](#)

SPEC OPTIONS
6–8 weeks delivery time

RECOMMENDED COMBINATIONS
Selected combinations 6–8 weeks delivery time.

SKU	VARIANT
<i>Textile — Upholstered shell with cushion — Oak base</i>	
9255120	<i>Price Category 0</i> Audo Bouclé, Audo
9255101	<i>Price Category 1</i> Barnum Bouclé, Audo / Hot Madison, JAB / Remix 3, Kvadrat / Re-wool, Kvadrat
9255102	<i>Price Category 2</i> Canvas 2, Kvadrat / Clay, Kvadrat, Sahco / Colline 2, Kvadrat / Fiord 2, Kvadrat / Hallingdal 65, Kvadrat / Moss, Kvadrat, Sahco / Reflect, Kvadrat / Savanna, Kvadrat / Steelcut 2, Kvadrat / Steelcut Trio 3, Kvadrat
9255103	<i>Price Category 3</i> Arctic, JAB / Safire, Kvadrat, Sahco / Vidar 4, Kvadrat, Sahco / Zero, Kvadrat, Sahco
9255108	<i>Price Category 4</i> Doppiopanama, Dedar / Grand Mohair, Danish Art Weaving / Lupo, Dedar
<i>Leather — Upholstered shell with cushion — Oak base</i>	
9255104	<i>Price Category 1</i> Dakar, Nevotex / Ultra, Sørensen Leather
9255105	<i>Price Category 2</i> Dunes, Sørensen Leather / Nuance, Sørensen Leather
9255106	<i>Price Category 3</i> Royal Nubuck, Sørensen Leather
9255107	<i>Price Category 4</i> Elegance, Sørensen Leather










SKU	VARIANT
<i>Textile — Upholstered shell with cushion — Walnut base</i>	
9255220	<i>Price Category 0</i> Audo Bouclé, Audo
9255201	<i>Price Category 1</i> Barnum Bouclé, Audo / Hot Madison, JAB / Remix 3, Kvadrat / Re-wool, Kvadrat
9255202	<i>Price Category 2</i> Canvas 2, Kvadrat / Clay, Kvadrat, Sahco / Colline 2, Kvadrat / Fiord 2, Kvadrat / Hallingdal 65, Kvadrat / Moss, Kvadrat, Sahco / Reflect, Kvadrat / Savanna, Kvadrat / Steelcut 2, Kvadrat / Steelcut Trio 3, Kvadrat
9255203	<i>Price Category 3</i> Arctic, JAB / Safire, Kvadrat, Sahco / Vidar 4, Kvadrat, Sahco / Zero, Kvadrat, Sahco
9255208	<i>Price Category 4</i> Doppiopanama, Dedar / Grand Mohair, Danish Art Weaving / Lupo, Dedar
<i>Leather — Upholstered shell with cushion — Walnut base</i>	
9255204	<i>Price Category 1</i> Dakar, Nevotex / Ultra, Sørensen Leather
9255205	<i>Price Category 2</i> Dunes, Sørensen Leather / Nuance, Sørensen Leather
9255206	<i>Price Category 3</i> Royal Nubuck, Sørensen Leather
9255207	<i>Price Category 4</i> Elegance, Sørensen Leather



HARBOUR LOUNGE CHAIR
Designed by *Norm Architects*

[BACK TO START](#)

RECOMMENDED COMBINATIONS
Selected combinations 6–8 weeks delivery time.

SKU	VARIANT
<i>Upholstered shell — oak base</i>	
9255120-020300ZZ	 HARBOUR LOUNGE CHAIR, NATURAL OAK / BOUCLÉ 02
9255120-010300ZZ	 HARBOUR LOUNGE CHAIR, DARK STAINED OAK / BOUCLÉ 02
9255102-006A03ZZ	 HARBOUR LOUNGE CHAIR, BLACK OAK / FIORD 2 0961
9255102-016J03ZZ	 HARBOUR LOUNGE CHAIR, DARK STAINED OAK / FIORD 2 0981
9255102-026503ZZ	 HARBOUR LOUNGE CHAIR, NATURAL OAK / FIORD 2 0951
9255104-001H00ZZ	 HARBOUR LOUNGE CHAIR, BLACK OAK / DAKAR 0842
9255104-010600ZZ	 HARBOUR LOUNGE CHAIR, DARK STAINED OAK / DAKAR 0311
<i>Upholstered shell — Walnut base</i>	
9255220-010300ZZ	 HARBOUR LOUNGE CHAIR, WALNUT / BOUCLÉ 02
9255204-010600ZZ	 HARBOUR LOUNGE CHAIR, WALNUT / DAKAR 0311




HARBOUR LOUNGE CHAIR, material *walnut* / *Bouclé 02*, designer *Norm Architects*

First launched as a limited edition in 1951, Ib Kofod-Larsen's Knitting Lounge Chair is reimaged with a natural oak, dark stained oak or walnut frame. The distinctive piece is meticulously handcrafted by skilled artisans, merging traditional craftsmanship techniques with modern technology to create an unforgettable and timeless design of the highest quality.



PRODUCT OPTIONS

Seat

WITH UPHOLSTERY

WITH SHEEPSKIN

Oak or walnut base

NATURAL OAK

DARK STAINED OAK

WALNUT

Spec options

Available in fabrics from our upholstery programme. Standard lead times apply.

For custom upholstery, please refer to the guiding textile/leather consumption:
COM: 0,59 m / 0,649 yds
COL: 0,88 m² / 9,4776 sqft

Prices excl. custom upholstery are equal to Price Category 1 Textile or Leather. Contact Sales support for approval of custom upholstery and to place your order.

The above textile consumption is only valid for textile rolls with a width equal to or greater than 140 cm. For smaller textile rolls, please contact Sales Support for guidance. For textile with pattern, please expect a higher usage for correct pattern fitting. Please contact Sales Support for guidance.

TECHNICAL SPECIFICATIONS

PRODUCT TYPE
Lounge chair

COLLI
1

ENVIRONMENT
Indoor

DIMENSIONS
H: 90,6 cm / 35,7"
W: 71,3 cm / 28,1"
D: 66,9 cm / 26,3"
SH: 30 cm / 11,8"

PRODUCTION PROCESS
Solid oak or walnut frame is CNC milled and treated with a wax-oiled finish. Seat and backrest are made from curved plywood and upholstered in textile, leather or sheepskin. Assembly are done by hand.

COLOUR
Seat and backrest
Dependent upon selected upholstery

Base
Natural oak
Dark stained oak
Walnut

MATERIALS
Wax-oiled solid oak, dark stained oak or walnut, curved plywood, CAL117 foam in textile, leather or 17 mm sheep skin

GLOSS
N / A

WEIGHT
11 kg / 24,3 lb

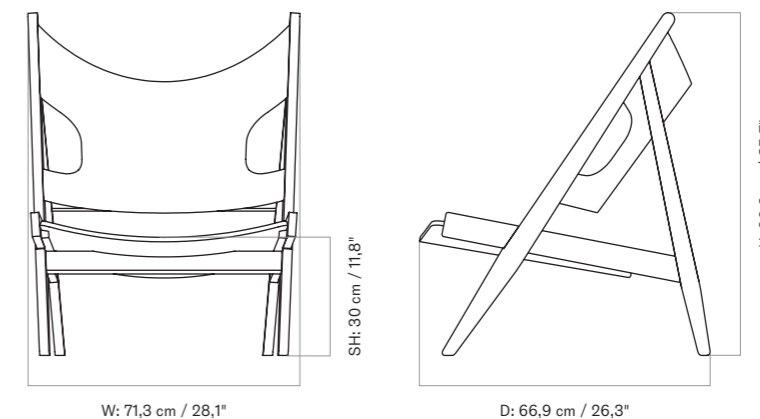
TEST
N / A

CERTIFICATIONS
Declare.

PACKAGING TYPE
Brown box

PACKAGING MEASUREMENTS
(H × W × D)
95 cm × 80 cm × 75 cm /
37,4" × 31,5" × 29,5"

MATERIALS & MAINTENANCE
Please see page 680 for materials, care and maintenance instructions.





KNITTING LOUNGE CHAIR
Designed by *Ib Kofod-Larsen*

[BACK TO START](#)







SPEC OPTIONS
6–8 weeks delivery time

SKU	VARIANT
<i>Textile — Seat and backrest with upholstery — Oak base</i>	
9680020	<i>Price Category 0</i> Audo Bouclé, Audo
9680001	<i>Price Category 1</i> Barnum Bouclé, Audo / Champion, JAB / Illusion, Nevotex / Maple, Kvadrat / Remix 3, Kvadrat / Re-wool, Kvadrat
9680002	<i>Price Category 2</i> Canvas 2, Kvadrat / Clay, Kvadrat, Sahco / Colline 2, Kvadrat / Fiord 2, Kvadrat / Hallingdal 65, Kvadrat / Moss, Kvadrat, Sahco / Reflect, Kvadrat / Savanna, Kvadrat / Steelcut 2, Kvadrat / Steelcut Trio 3, Kvadrat
9680003	<i>Price Category 3</i> Arctic, JAB / Safire, Kvadrat, Sahco / Vidar 4, Kvadrat, Sahco / Zero, Kvadrat, Sahco
9680008	<i>Price Category 4</i> Cabanon Soft, Designers Guild / Doppioanama, Dedar / Grand Mohair, Danish Art Weaving / Lupo, Dedar
<i>Leather — Seat and backrest with upholstery — Oak base</i>	
9680004	<i>Price Category 1</i> Dakar, Nevotex / Envy, Sørensen Leather / Ultra, Sørensen Leather
9680005	<i>Price Category 2</i> Dunes, Sørensen Leather / Nuance, Sørensen Leather
9680006	<i>Price Category 3</i> Royal Nubuck, Sørensen Leather / Sheepskin, Nevotex
9680007	<i>Price Category 4</i> Elegance, Sørensen Leather

SPEC OPTIONS
6–8 weeks delivery time

SKU	VARIANT
<i>Textile — Seat and backrest with upholstery — Walnut base</i>	
9682020	<i>Price Category 0</i> Audo Bouclé, Audo
9682001	<i>Price Category 1</i> Barnum Bouclé, Audo / Champion, JAB / Illusion, Nevotex / Maple, Kvadrat / Remix 3, Kvadrat / Re-wool, Kvadrat
9682002	<i>Price Category 2</i> Canvas 2, Kvadrat / Clay, Kvadrat, Sahco / Colline 2, Kvadrat / Fiord 2, Kvadrat / Hallingdal 65, Kvadrat / Moss, Kvadrat, Sahco / Reflect, Kvadrat / Savanna, Kvadrat / Steelcut 2, Kvadrat / Steelcut Trio 3, Kvadrat
9682003	<i>Price Category 3</i> Arctic, JAB / Safire, Kvadrat, Sahco / Vidar 4, Kvadrat, Sahco / Zero, Kvadrat, Sahco
9682008	<i>Price Category 4</i> Cabanon Soft, Designers Guild / Doppioanama, Dedar / Grand Mohair, Danish Art Weaving / Lupo, Dedar
<i>Leather — Seat and backrest with upholstery — Walnut base</i>	
9682004	<i>Price Category 1</i> Dakar, Nevotex / Envy, Sørensen Leather / Ultra, Sørensen Leather
9682005	<i>Price Category 2</i> Dunes, Sørensen Leather / Nuance, Sørensen Leather
9682006	<i>Price Category 3</i> Royal Nubuck, Sørensen Leather / Sheepskin, Nevotex
9682007	<i>Price Category 4</i> Elegance, Sørensen Leather

RECOMMENDED COMBINATIONS
Selected combinations 6–8 weeks delivery time.

SKU	VARIANT
<i>Seat and backrest with upholstery — Oak base</i>	
9680004-020600ZZ	 KNITTING LOUNGE CHAIR, DARK STAINED OAK / DAKAR 0311
9680005-030D00ZZ	 KNITTING LOUNGE CHAIR, NATURAL OAK / DUNES COGNAC 21000
9680006-030E02ZZ	 KNITTING LOUNGE CHAIR, NATURAL OAK / SHEEPSKIN, NATURE
9680006-020D02ZZ	 KNITTING LOUNGE CHAIR, DARK STAINED OAK / SHEEPSKIN, ROOT
<i>Seat and backrest with upholstery — Walnut base</i>	
9682004-001G00ZZ	 KNITTING LOUNGE CHAIR, WALNUT / DAKAR 0842
9682006-000C02ZZ	 KNITTING LOUNGE CHAIR, WALNUT / SHEEPSKIN, SAHARA

KNITTING LOUNGE CHAIR, material *sheepskin, walnut / sahara*, designer *Ib Kofod-Larsen*



BRASILIA LOUNGE CHAIR
Designed by *Anderssen & Voll*


[BACK TO START](#)

Designed for Audo by Anderssen & Voll, the Brasilia Lounge Chair is inspired by Scandinavian mid-century design aesthetics and Brazilian Modernism. Chunky wooden legs lend a feeling of strength and stability to the design, while the upholstered back, seat and armrests add a sense of comfort and ease.



PRODUCT OPTIONS

Seat



WITH UPHOLSTERY

WITH SHEEPSKIN

Oak or walnut base



NATURAL OAK

DARK STAINED OAK

WALNUT

Spec options

Available in fabrics from our upholstery programme. Standard lead times apply.

For custom upholstery, please refer to the guiding textile/leather consumption:
COM: 0,59 m / 0,649 yds
COL: 0,88 m² / 9,4776 sqft

Prices excl. custom upholstery are equal to Price Category 1 Textile or Leather. Contact Sales support for approval of custom upholstery and to place your order.

The above textile consumption is only valid for textile rolls with a width equal to or greater than 140 cm. For smaller textile rolls, please contact Sales Support for guidance. For textile with pattern, please expect a higher usage for correct pattern fitting. Please contact Sales Support for guidance.

TECHNICAL SPECIFICATIONS

PRODUCT TYPE
Lounge Chair

COLLI
1

ENVIRONMENT
Indoor

DIMENSIONS
H: 82 cm / 32,3"
SH: 39 cm / 15,4"
AH: 51 cm / 20,1"
W: 96 cm / 37,8"
D: 84 cm / 33,1"

PRODUCTION PROCESS
The base is constructed of shaped and joined wood parts. The seat and back is made by moulded foam around a steel frame. The final process is to upholster according to a chosen material.

COLOUR

Seat
Dependent upon selected upholstery

Base
Natural oiled oak
Dark stained oak
Oiled walnut

GLOSS
N / A

MATERIALS
Solid oak or walnut, cold cured foam, steel tubes, plywood and upholstery

WEIGHT
25 kg / 55,11 lb

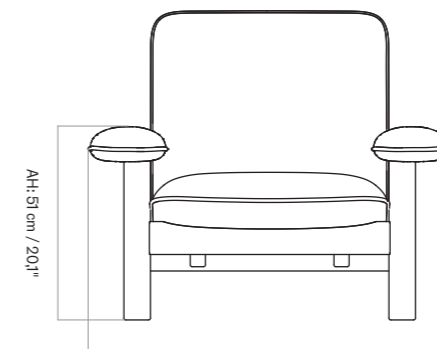
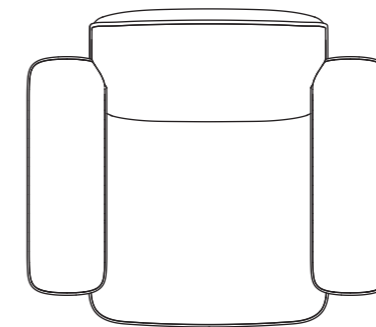
TEST
EN1022:2005, L2
EN16139:2013, L2

CERTIFICATIONS
TSCA title IV compliant
Crafted from FSC certified wood


PACKAGING TYPE
Brown box

PACKAGING MEASUREMENTS
(H × W × D)
103 cm × 89,8 cm × 87 cm /
40,5" × 35,3" × 34,2"

MATERIALS & MAINTENANCE
Please see page 680 for materials, care and maintenance instructions.



W: 96 cm / 37,8"



D: 84 cm / 33,1"



BRASILIA LOUNGE CHAIR
Designed by *Anderssen & Voll*

BACK TO START

SPEC OPTIONS
6–8 weeks delivery time

SKU	VARIANT
<i>Textile — Natural oak base</i>	
8050000	<i>Price Category 0</i> Audo Bouclé, Audo
8050001	<i>Price Category 1</i> Barnum Bouclé, Audo / Champion, JAB / Illusion, Nevotex / Hot Madison, JAB / Maple, Kvadrat / Remix 3, Kvadrat / Re-wool, Kvadrat
8050002	<i>Price Category 2</i> Canvas 2, Kvadrat / Clay, Kvadrat, Sahco / Colline 2, Kvadrat / Fiord 2, Kvadrat / Hallingdal 65, Kvadrat / Moss, Kvadrat, Sahco / Reflect, Kvadrat / Savanna, Kvadrat / Steelcut 2, Kvadrat / Steelcut Trio 3, Kvadrat
8050003	<i>Price Category 3</i> Arctic, JAB / Safire, Kvadrat, Sahco / Vidar 4, Kvadrat, Sahco / Zero, Kvadrat, Sahco
8050004	<i>Price Category 4</i> Cabanon Soft, Designers Guild / Doppioanama, Dedar / Grand Mohair, Danish Art Weaving / Lupo, Dedar
<i>Leather — Natural oak base</i>	
8053001	<i>Price Category 1</i> Dakar, Nevotex / Envy, Sørensen Leather / Ultra, Sørensen Leather
8053002	<i>Price Category 2</i> Dunes, Sørensen Leather / Nuance, Sørensen Leather
8053003	<i>Price Category 3</i> Royal Nubuck, Sørensen Leather / Sheepskin, Nevotex
8053004	<i>Price Category 4</i> Elegance, Sørensen Leather



BRASILIA LOUNGE CHAIR, material *natural oak* / *Bouclé 02*, designer *Anderssen & Voll*
FRAGILIS BOWL, size *large*, designer *Cecilia Armand*
ÉCHASSE VASE, size *small*, material *smoke glass* / *bronzed brass*, designer *Theresa Rand*
NIMBUS TABLE MIRROR, material *bronzed brass*, designer *Krøyer-Sætter-Lassen*
HOUKIME RUG, material *beige*, designer *Nina Bruun*
TORSO TABLE LAMP, PORTABLE, material *sand*, designer *Krøyer-Sætter-Lassen*
JWDA TABLE LAMP, material *bronzed brass*, designer *Jonas Wagell*



BRASILIA LOUNGE CHAIR
Designed by *Anderssen & Voll*

[BACK TO START](#)

SPEC OPTIONS
6–8 weeks delivery time

SKU	VARIANT
<i>Textile — Dark stained oak base</i>	
8051000	<i>Price Category 0</i> Audo Bouclé, Audo
8051001	<i>Price Category 1</i> Barnum Bouclé, Audo / Champion, JAB / Illusion, Nevotex / Hot Madison, JAB / Maple, Kvadrat / Remix 3, Kvadrat / Re-wool, Kvadrat
8051002	<i>Price Category 2</i> Canvas 2, Kvadrat / Clay, Kvadrat, Sahco / Colline 2, Kvadrat / Fiord 2, Kvadrat / Hallingdal 65, Kvadrat / Moss, Kvadrat, Sahco / Reflect, Kvadrat / Savanna, Kvadrat / Steelcut 2, Kvadrat / Steelcut Trio 3, Kvadrat
8051003	<i>Price Category 3</i> Arctic, JAB / Safire, Kvadrat, Sahco / Vidar 4, Kvadrat, Sahco / Zero, Kvadrat, Sahco
8051004	<i>Price Category 4</i> Cabanon Soft, Designers Guild / Doppiopanama, Dedar / Grand Mohair, Danish Art Weaving / Lupo, Dedar
<i>Leather — Dark stained oak base</i>	
8054001	<i>Price Category 1</i> Dakar, Nevotex / Envy, Sørensens Leather / Ultra, Sørensens Leather
8054002	<i>Price Category 2</i> Dunes, Sørensens Leather / Nuance, Sørensens Leather
8054003	<i>Price Category 3</i> Royal Nubuck, Sørensens Leather / Sheepskin, Nevotex
8054004	<i>Price Category 4</i> Elegance, Sørensens Leather

SPEC OPTIONS
6–8 weeks delivery time










SKU	VARIANT
<i>Textile — Walnut base</i>	
8052000	<i>Price Category 0</i> Audo Bouclé, Audo
8052001	<i>Price Category 1</i> Barnum Bouclé, Audo / Champion, JAB / Illusion, Nevotex / Hot Madison, JAB / Maple, Kvadrat / Remix 3, Kvadrat / Re-wool, Kvadrat
8052002	<i>Price Category 2</i> Canvas 2, Kvadrat / Clay, Kvadrat, Sahco / Colline 2, Kvadrat / Fiord 2, Kvadrat / Hallingdal 65, Kvadrat / Moss, Kvadrat, Sahco / Reflect, Kvadrat / Savanna, Kvadrat / Steelcut 2, Kvadrat / Steelcut Trio 3, Kvadrat
8052003	<i>Price Category 3</i> Arctic, JAB / Safire, Kvadrat, Sahco / Vidar 4, Kvadrat, Sahco / Zero, Kvadrat, Sahco
8052004	<i>Price Category 4</i> Cabanon Soft, Designers Guild / Doppiopanama, Dedar / Grand Mohair, Danish Art Weaving / Lupo, Dedar
<i>Leather — Walnut base</i>	
8055001	<i>Price Category 1</i> Dakar, Nevotex / Envy, Sørensens Leather / Ultra, Sørensens Leather
8055002	<i>Price Category 2</i> Dunes, Sørensens Leather / Nuance, Sørensens Leather
8055003	<i>Price Category 3</i> Royal Nubuck, Sørensens Leather / Sheepskin, Nevotex
8055004	<i>Price Category 4</i> Elegance, Sørensens Leather







BRASILIA LOUNGE CHAIR
Designed by *Anderssen & Voll*

[BACK TO START](#)

RECOMMENDED COMBINATIONS
Selected combinations 6–8 weeks delivery time.

SKU	VARIANT
<i>Brasilia Lounge chair — Natural oak base</i>	
8050000-000000ZZ	 BRASILIA LOUNGE CHAIR, NAUTRAL OAK / AUDO BOUCLÉ 02
8050002-009A09ZZ	 BRASILIA LOUNGE CHAIR, NAUTRAL OAK / MOSS 011
8053003-000D01ZZ	 BRASILIA LOUNGE CHAIR, NAUTRAL OAK / SHEEPSKIN, NATURE
8053003-000C01ZZ	 BRASILIA LOUNGE CHAIR, NAUTRAL OAK / SHEEPSKIN, ROOT
8053002-000E00ZZ	 BRASILIA LOUNGE CHAIR, NAUTRAL OAK / DUNES CAMEL 21004
<i>Brasilia Lounge chair — Dark stained oak base</i>	
8051000-000000ZZ	 BRASILIA LOUNGE CHAIR, DARK STAINED OAK / AUDO BOUCLÉ 02
8051002-009A09ZZ	 BRASILIA LOUNGE CHAIR, DARK STAINED OAK / MOSS 011
8054003-000C01ZZ	 BRASILIA LOUNGE CHAIR, DARK STAINED OAK / SHEEPSKIN, ROOT
8054002-000E00ZZ	 BRASILIA LOUNGE CHAIR, DARK STAINED OAK / DUNES CAMEL 21004

RECOMMENDED COMBINATIONS
Selected combinations 6–8 weeks delivery time.

SKU	VARIANT
<i>Brasilia Lounge chair — Walnut base</i>	
8052000-000000ZZ	 BRASILIA LOUNGE CHAIR, WALNUT / AUDO BOUCLÉ 02
8052002-009A09ZZ	 BRASILIA LOUNGE CHAIR, WALNUT / MOSS 011
8055003-000C01ZZ	 BRASILIA LOUNGE CHAIR, WALNUT / SHEEPSKIN, ROOT
8055002-000E00ZZ	 BRASILIA LOUNGE CHAIR, WALNUT / DUNES CAMEL 21004



BRASILIA OTTOMAN

Designed by *Anderssen & Voll*

Designed for Audo by Anderssen & Voll, the solid wood Brasilia Ottoman fuses Scandinavian sensibilities with Brazilian Modernism. The four chunky legs hold an upholstered cushion that beyond its intended use as a footrest for the corresponding chair doubles as a side table for a tray or a seat for unexpected guests.

PRODUCT OPTIONS

Seat



WITH UPHOLSTERY



WITH SHEEPSKIN

Oak or walnut base



NATURAL OAK



DARK STAINED OAK



WALNUT

Spec options

Available in fabrics from our upholstery programme. Standard lead times apply.

For custom upholstery, please refer to the guiding textile/leather consumption:
COM: 0,59 m / 0,649 yds
COL: 0,88 m² / 9,4776 sqft

Prices excl. custom upholstery are equal to Price Category 1 Textile or Leather. Contact Sales support for approval of custom upholstery and to place your order.

The above textile consumption is only valid for textile rolls with a width equal to or greater than 140 cm. For smaller textile rolls, please contact Sales Support for guidance. For textile with pattern, please expect a higher usage for correct pattern fitting. Please contact Sales Support for guidance.

TECHNICAL SPECIFICATIONS

PRODUCT TYPE
Ottoman

COLLI
1

ENVIRONMENT
Indoor

DIMENSIONS
H: 40 cm / 15,7"
W: 74 cm / 29,1"
D: 55,5 cm / 21,8"

PRODUCTION PROCESS
The base is constructed of shaped and joined wood parts. The seat and back is made by moulded foam around a steel frame. The final process is to upholster according to a chosen material.

COLOUR

Seat
Dependent upon selected upholstery

Base
Natural oiled oak
Dark stained oak
Oiled walnut

GLOSS
N / A

MATERIALS
Solid oak or walnut, cold cured foam, steel tubes, plywood and upholstery

WEIGHT
15 kg / 33,06 lb

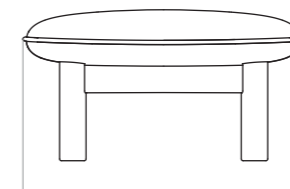

TEST
EN1022:2005, L2
EN16139:2013, L2

CERTIFICATIONS
TSCA title IV compliant
Crafted from FSC certified wood

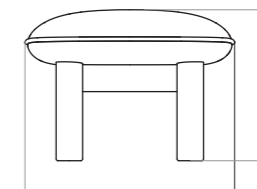
PACKAGING TYPE
Brown box

PACKAGING MEASUREMENTS
(H × W × D)
78 cm × 58 cm × 46 cm /
30,7" × 22,8" × 18,1"

MATERIALS & MAINTENANCE
Please see page 680 for materials, care and maintenance instructions.



W: 74 cm / 29,1"



D: 55,5 cm / 21,8"

H: 40 cm / 15,7"



BRASILIA OTTOMAN
Designed by *Anderssen & Voll*

[BACK TO START](#)

SPEC OPTIONS
6–8 weeks delivery time

SKU	VARIANT
<i>Textile — Natural oak base</i>	
8150000	<i>Price Category 0</i> Audo Bouclé, Audo
8150001	<i>Price Category 1</i> Barnum Bouclé, Audo / Champion, JAB / Illusion, Nevotex / Hot Madison, JAB / Maple, Kvadrat / Remix 3, Kvadrat / Re-wool, Kvadrat
8150002	<i>Price Category 2</i> Canvas 2, Kvadrat / Clay, Kvadrat, Sahco / Colline 2, Kvadrat / Fiord 2, Kvadrat / Hallingdal 65, Kvadrat / Moss, Kvadrat, Sahco / Reflect, Kvadrat / Savanna, Kvadrat / Steelcut 2, Kvadrat / Steelcut Trio 3, Kvadrat
8150003	<i>Price Category 3</i> Arctic, JAB / Safire, Kvadrat, Sahco / Vidar 4, Kvadrat, Sahco / Zero, Kvadrat, Sahco
8150004	<i>Price Category 4</i> Cabanon Soft, Designers Guild / Doppiopanama, Dedar / Grand Mohair, Danish Art Weaving / Lupo, Dedar
<i>Leather — Natural oak base</i>	
8153001	<i>Price Category 1</i> Dakar, Nevotex / Envy, Sørensens Leather / Ultra, Sørensens Leather
8153002	<i>Price Category 2</i> Dunes, Sørensens Leather / Nuance, Sørensens Leather
8153003	<i>Price Category 3</i> Royal Nubuck, Sørensens Leather / Sheepskin, Nevotex
8153004	<i>Price Category 4</i> Elegance, Sørensens Leather

SPEC OPTIONS
6–8 weeks delivery time

SKU	VARIANT
<i>Textile — Dark stained oak base</i>	
8151000	<i>Price Category 0</i> Audo Bouclé, Audo
8151001	<i>Price Category 1</i> Barnum Bouclé, Audo / Champion, JAB / Illusion, Nevotex / Hot Madison, JAB / Maple, Kvadrat / Remix 3, Kvadrat / Re-wool, Kvadrat
8151002	<i>Price Category 2</i> Canvas 2, Kvadrat / Clay, Kvadrat, Sahco / Colline 2, Kvadrat / Fiord 2, Kvadrat / Hallingdal 65, Kvadrat / Moss, Kvadrat, Sahco / Reflect, Kvadrat / Savanna, Kvadrat / Steelcut 2, Kvadrat / Steelcut Trio 3, Kvadrat
8151003	<i>Price Category 3</i> Arctic, JAB / Safire, Kvadrat, Sahco / Vidar 4, Kvadrat, Sahco / Zero, Kvadrat, Sahco
8151004	<i>Price Category 4</i> Cabanon Soft, Designers Guild / Doppiopanama, Dedar / Grand Mohair, Danish Art Weaving / Lupo, Dedar
<i>Leather — Dark stained oak base</i>	
8154001	<i>Price Category 1</i> Dakar, Nevotex / Envy, Sørensens Leather / Ultra, Sørensens Leather
8154002	<i>Price Category 2</i> Dunes, Sørensens Leather / Nuance, Sørensens Leather
8154003	<i>Price Category 3</i> Royal Nubuck, Sørensens Leather / Sheepskin, Nevotex
8154004	<i>Price Category 4</i> Elegance, Sørensens Leather



BRASILIA OTTOMAN
Designed by *Anderssen & Voll*

[BACK TO START](#)

SPEC OPTIONS
6–8 weeks delivery time

SKU	VARIANT
<i>Textile — Walnut base</i>	
8152000	<i>Price Category 0</i> Audo Bouclé, Audo
8152001	<i>Price Category 1</i> Barnum Bouclé, Audo / Champion, JAB / Illusion, Nevotex / Hot Madison, JAB / Maple, Kvadrat / Remix 3, Kvadrat / Re-wool, Kvadrat
8152002	<i>Price Category 2</i> Canvas 2, Kvadrat / Clay, Kvadrat, Sahco / Colline 2, Kvadrat / Fiord 2, Kvadrat / Hallingdal 65, Kvadrat / Moss, Kvadrat, Sahco / Reflect, Kvadrat / Savanna, Kvadrat / Steelcut 2, Kvadrat / Steelcut Trio 3, Kvadrat
8152003	<i>Price Category 3</i> Arctic, JAB / Safire, Kvadrat, Sahco / Vidar 4, Kvadrat, Sahco / Zero, Kvadrat, Sahco
8152004	<i>Price Category 4</i> Cabanon Soft, Designers Guild / Doppiopanama, Dedar / Grand Mohair, Danish Art Weaving / Lupo, Dedar
<i>Leather — Walnut base</i>	
8155001	<i>Price Category 1</i> Dakar, Nevotex / Envy, Sørensens Leather / Ultra, Sørensens Leather
8155002	<i>Price Category 2</i> Dunes, Sørensens Leather / Nuance, Sørensens Leather
8155003	<i>Price Category 3</i> Royal Nubuck, Sørensens Leather / Sheepskin, Nevotex
8155004	<i>Price Category 4</i> Elegance, Sørensens Leather












BRASILIA LOUNGE CHAIR, material *Audo Bouclé 02* / *dark stained oak*, designer *Anderssen & Voll*
BRASILIA OTTOMAN, material *Audo Bouclé 02* / *dark stained oak*, designer *Anderssen & Voll*





BRASILIA OTTOMAN
Designed by *Anderssen & Voll*

[BACK TO START](#)

RECOMMENDED COMBINATIONS
Selected combinations 6–8 weeks delivery time.

SKU	VARIANT
<i>Brasilia Ottoman — Natural oak base</i>	
8150000-000000ZZ	 BRASILIA OTTOMAN, NAUTRAL OAK / AUDO BOUCLÉ 02
8150002-009A09ZZ	 BRASILIA OTTOMAN, NAUTRAL OAK / MOSS 011
8153003-000D01ZZ	 BRASILIA OTTOMAN, NAUTRAL OAK / SHEEPSKIN, NATURE
8153003-000C01ZZ	 BRASILIA OTTOMAN, NAUTRAL OAK / SHEEPSKIN, ROOT
8153002-000E00ZZ	 BRASILIA OTTOMAN, NAUTRAL OAK / DUNES CAMEL 21004
<i>Brasilia Ottoman — Dark stained oak base</i>	
8151000-000000ZZ	 BRASILIA OTTOMAN, DARK STAINED OAK / AUDO BOUCLÉ 02
8151002-009A09ZZ	 BRASILIA OTTOMAN, DARK STAINED OAK / MOSS 011
8154003-000C01ZZ	 BRASILIA OTTOMAN, DARK STAINED OAK / SHEEPSKIN, ROOT
8154002-000E00ZZ	 BRASILIA OTTOMAN, DARK STAINED OAK / DUNES CAMEL 21004

RECOMMENDED COMBINATIONS
Selected combinations 6–8 weeks delivery time.

SKU	VARIANT
<i>Brasilia Ottoman — Walnut base</i>	
8152000-000000ZZ	 BRASILIA OTTOMAN, WALNUT / AUDO BOUCLÉ 02
8152002-009A09ZZ	 BRASILIA OTTOMAN, WALNUT / MOSS 011
8155003-000C01ZZ	 BRASILIA OTTOMAN, WALNUT / SHEEPSKIN, ROOT
8155002-000E00ZZ	 BRASILIA OTTOMAN, WALNUT / DUNES CAMEL 21004



SAXE CHAIR

Designed by *Mogens Lassen*

Mogens Lassen was perceived as ‘the naughty boy in class’, but he aimed for perfection in each design project. His eye for detail, leaving nothing unnoticed, and his will to try out new methods are clearly seen in this characteristic and timeless chair. It is contemporary proof of his habit of pushing the boundaries of materials and what was *comme il faut*. Saxe Chair is a folding chair and the seat, manufactured in core leather, truly reaches the limits of how big pieces of leather can be and are enhanced by the moulded, yet massive wooden legs. In the middle of the 20th century, this technique was still in its early years. The beautiful fittings in solid brass work almost as a piece of jewellery on the chair and clearly illustrate how only the finest materials were selected. Mogens Lassen’s Saxe chair is a classic example of aesthetics and functionality enhancing one another.



SOAP TREATED OAK / NATURAL LEATHER
BL581101



BLACK STAINED OAK / BLACK LEATHER
BL581102



BROWN OILED OAK / BROWN LEATHER
BL581103



NATURE OIL OAK / BLACK LEATHER
BL581104

STOCK OPTIONS

SKU	VARIANT
BL581101	SAXE CHAIR, SOAP TREATED OAK / NATURAL LEATHER
BL581102	SAXE CHAIR, BLACK STAINED OAK / BLACK LEATHER
BL581103	SAXE CHAIR, BROWN OILED OAK / BROWN LEATHER
BL581104	SAXE CHAIR, NATURE OIL OAK / BLACK LEATHER

TECHNICAL SPECIFICATIONS

PRODUCT TYPE
Lounge chair

COLLI
1

ENVIRONMENT
Indoor

DIMENSIONS
H: 84 cm / 33"
SH: 37 cm / 14,6"
W: 60 cm / 23,6"
D: 67 cm / 26,4"

PRODUCTION PROCESS
Made from CNC-milled solid oak treated with a stained, soap or oiled finish. The seat and backrest are made from a single piece of core leather. Assembled by hand.

COLOURS
Seat
Nature core leather
Black core leather
Brown core leather

Base
Soap treated oak
Nature oil oak
Black stained oak
Brown oiled oak

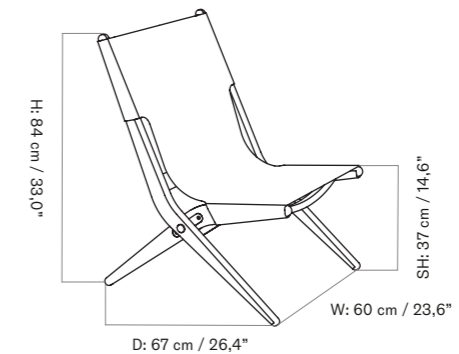
MATERIALS
Oak, leather, brass

WEIGHT
10,4 kg / 10,46 lb

PACKAGING TYPE
Brown box

PACKAGING MEASUREMENTS
(H × W × D)
84 cm × 60 cm × 67 cm / 33" × 23,6" × 26,3"

MATERIALS & MAINTENANCE
Please see page 680 for materials, care and maintenance instructions.



SAXE HANG UP
Designed by *Audo*

Saxe Hang Up is a matching accessory for the iconic Saxe Chair, designed by Mogens Lassen. The wall mount creates an opportunity to create more space in the room when the Saxe Chair isn't used. At the same time the simple wall mount is a unique way to decorate your home, just as the Saxe Hang Up decorates the wall nicely, while as the Saxe Chair adorns the floor beautifully.

You can choose the simple wall mount in four different colors, so that it suits your interior design. Saxe Hang Up in soap treated oak is perfect for the bright interior design, while the wall mount in brown oiled oak or oiled oak gives a warmer expression. Last but not least the wall mount in black stained oak is a true classic that can adapt to any interior design.



SOAP TREATED OAK
BL582000



NATURE OIL OAK
BL582001



BLACK STAINED OAK
BL582002



BROWN OILED OAK
BL582003

STOCK OPTIONS

SKU	VARIANT
BL582000	SAXE HANG UP, SOAP TREATED OAK
BL582001	SAXE HANG UP, NATURE OIL OAK
BL582002	SAXE HANG UP, BLACK STAINED OAK
BL582003	SAXE HANG UP, BROWN OILED OAK

TECHNICAL SPECIFICATIONS

PRODUCT TYPE
Hang up for Saxe chair

PRODUCTION PROCESS
CNC cut solid wood.

WEIGHT
0,7 kg / 1,54 lb

COLLI
1

COLOURS
Soap treated oak
Nature oil oak
Black stained oak
Brown oiled oak

PACKAGING TYPE
Brown box

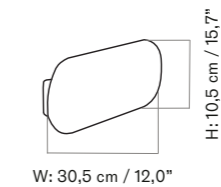
ENVIRONMENT
Indoor

MATERIALS
Oak

PACKAGING MEASUREMENTS
(H x W x D)
15 cm x 5,6 cm x 39 cm / 5,9" x 2,2" x 15,3"

DIMENSIONS
H: 10,5 cm / 15,7"
W: 30,5 cm / 12"

MATERIALS & MAINTENANCE
Please see page 680 for materials, care and maintenance instructions.





THE TIRED MAN, LOUNGE CHAIR

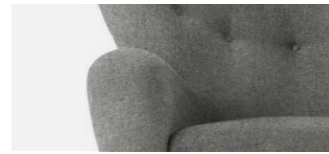
Designed by *Flemming Lassen*

Flemming Lassen designed the overstuffed easy chair, The Tired Man, for The Copenhagen Cabinetmakers' Guild Competition in 1935. It is characterised by organic, bearlike shapes and then as now it created a sensation with its curved form and voluminous armrests. Sitting in the chair should, in Flemming Lassen's own words, be "as warm and safe as a polar bear cub in the arms of its mother in the middle of the ice cap". The family man Flemming Lassen valued intimate relationships - with its warm exterior, The Tired Man invokes domestic cosiness and socialising by candlelight.



PRODUCT OPTIONS

Seat



WITH UPHOLSTERY



WITH SHEEPSKIN

Base



NATURAL OAK



DARK STAINED OAK

Spec options

Available in fabrics from our upholstery programme. Standard lead times apply.

For custom upholstery, please refer to the guiding textile/leather consumption:
COM: 5 m / 5,5 yds
COL: 10 m² / 107,7 sqft

Prices excl. custom upholstery are equal to Price Category 1 Textile or Leather. Contact Sales support for approval of custom upholstery and to place your order.

The above textile consumption is only valid for textile rolls with a width equal to or greater than 140 cm. For smaller textile rolls, please contact Sales Support for guidance. For textile with pattern, please expect a higher usage for correct pattern fitting. Please contact Sales Support for guidance.

PRODUCT TYPE
Lounge chair

COLLI
1

ENVIRONMENT
Indoor

DIMENSIONS
H: 88 cm / 34,6"
SH: 38 cm / 14,9"
W: 102 cm / 40,2"
D: 87 cm / 34,2"

PRODUCTION PROCESS
The lounge chair is constructed with a structural frame made of plywood. Seat consists of layered foam in different hardness with webbing/ belts and springs underneath. Back and armrests consists of a double foam layer, with front part being reinforced with foam flex. The legs are made from oak.

TECHNICAL SPECIFICATIONS

COLOUR
Seat
Dependent upon selected upholstery

Base
Natural oak
Dark stained oak
Solid brass

MATERIALS
Oak, plywood, webbing / belts, foam, wadding, steel, wheels in solid brass - pocket springs.

WEIGHT
46 kg / 101,41 lb

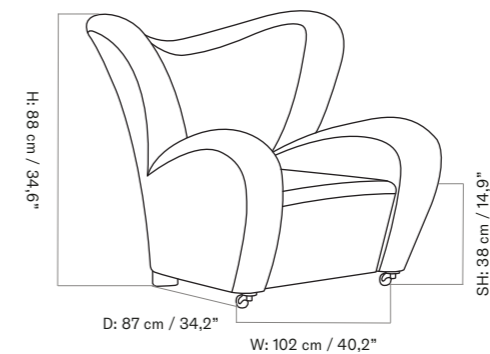
TEST
N / A

CERTIFICATIONS
N / A

PACKAGING TYPE
Brown box

PACKAGING MEASUREMENTS
(H × W × D)
95 cm × 107 cm × 98 cm /
37,4" × 42,1" × 38,6"

MATERIALS & MAINTENANCE
Please see page 680 for materials, care and maintenance instructions.









THE TIRED MAN, LOUNGE CHAIR
Designed by *Flemming Lassen*

[BACK TO START](#)

SPEC OPTIONS
6–8 weeks delivery time

SKU	VARIANT
<i>Textile</i>	
1500000	<i>Price Category 0</i> Audo Bouclé, Audo
1500001	<i>Price Category 1</i> Barnum Bouclé, Audo / Champion, JAB / Illusion, Nevotex / Hot Madison, JAB / Maple, Kvadrat / Remix 3, Kvadrat / Re-wool, Kvadrat
1500002	<i>Price Category 2</i> Canvas 2, Kvadrat / Clay, Kvadrat, Sahco / Colline 2, Kvadrat / Fiord 2, Kvadrat / Hallingdal 65, Kvadrat / Moss, Kvadrat, Sahco / Reflect, Kvadrat / Savanna, Kvadrat / Steelcut 2, Kvadrat / Steelcut Trio 3, Kvadrat
1500003	<i>Price Category 3</i> Arctic, JAB / Safire, Kvadrat, Sahco / Vidar 4, Kvadrat, Sahco / Zero, Kvadrat, Sahco
1500004	<i>Price Category 4</i> Doppiopanama, Dedar / Grand Mohair, Danish Art Weaving / Lupo, Dedar
<i>Leather</i>	
1500005	<i>Price Category 1</i> Dakar, Nevotex / Envy, Sørensens Leather / Ultra, Sørensens Leather
1500006	<i>Price Category 2</i> Dunes, Sørensens Leather / Nuance, Sørensens Leather
1500007	<i>Price Category 3</i> Royal Nubuck, Sørensens Leather / Sheepskin, Skandilock
1500008	<i>Price Category 4</i> Elegance, Sørensens Leather

RECOMMENDED COMBINATIONS
Selected combinations 6–8 weeks delivery time.

SKU	VARIANT
<i>Natural oak base</i>	
1500007-010E02ZZ	 THE TIRED MAN, LOUNGE CHAIR, NATURAL OAK / SHEEPSKIN, MOONLIGHT
1500007-010G02ZZ	 THE TIRED MAN, LOUNGE CHAIR, NATURAL OAK / SHEEPSKIN, HONEY
<i>Dark stained oak base</i>	
1500007-050E02ZZ	 THE TIRED MAN, LOUNGE CHAIR, DARK STAINED OAK / SHEEPSKIN, MOONLIGHT
1500007-050G02ZZ	 THE TIRED MAN, LOUNGE CHAIR, DARK STAINED OAK / SHEEPSKIN, HONEY



THE TIRED MAN, OTTOMAN

Designed by *Flemming Lassen*

[BACK TO START](#)

The Tired Man Footstool has been designed from Flemming Lassen's original armchair. The soft lines and round shapes from the armchair is continued in the footstool.

PRODUCT OPTIONS

Seat



WITH UPHOLSTERY

WITH SHEEPSKIN

Base



NATURAL OAK

DARK STAINED OAK

Spec options

Available in fabrics from our upholstery programme. Standard lead times apply.

For custom upholstery, please refer to the guiding textile/leather consumption:
 COM: 1,5 m / 1,65 yds
 COL: 2 m² / 21,54 sqft

Prices excl. custom upholstery are equal to Price Category 1 Textile or Leather. Contact Sales support for approval of custom upholstery and to place your order.

The above textile consumption is only valid for textile rolls with a width equal to or greater than 140 cm. For smaller textile rolls, please contact Sales Support for guidance. For textile with pattern, please expect a higher usage for correct pattern fitting. Please contact Sales Support for guidance.



PRODUCT TYPE
Ottoman

COLLI
1

ENVIRONMENT
Indoor

DIMENSIONS
 H: 36 cm / 14,2"
 W: 53 cm / 20,7"
 D: 55 cm / 21,7"

PRODUCTION PROCESS
 The ottoman is constructed with a structural frame made of plywood. Seat consists of layered foam in different hardness with webbing/ belts and springs underneath. The legs are made from oak.

TECHNICAL SPECIFICATIONS

COLOUR
Seat
 Dependent upon selected upholstery

Base
 Natural oak
 Dark stained oak
 Solid brass

MATERIALS
 Oak, plywood, webbing / belts, foam, wadding, steel, wheels in solid brass

WEIGHT
 10,7 kg / 23,59 lb

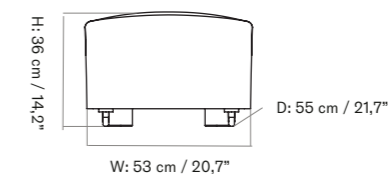
TEST
 N / A

CERTIFICATIONS
 N / A

PACKAGING TYPE
 Brown box

PACKAGING MEASUREMENTS
 (H × W × D)
 40 cm × 60 cm × 58 cm /
 15,7" × 23,6" × 22,8"

MATERIALS & MAINTENANCE
 Please see page 680 for materials, care and maintenance instructions.









THE TIRED MAN, OTTOMAN
Designed by *Flemming Lassen*

[BACK TO START](#)

SPEC OPTIONS
6–8 weeks delivery time

SKU	VARIANT
<i>Textile</i>	
1500100	<i>Price Category 0</i> Audo Bouclé, Audo
1500101	<i>Price Category 1</i> Barnum Bouclé, Audo / Champion, JAB / Illusion, Nevotex / Hot Madison, JAB / Maple, Kvadrat / Remix 3, Kvadrat / Re-wool, Kvadrat
1500102	<i>Price Category 2</i> Canvas 2, Kvadrat / Clay, Kvadrat, Sahco / Colline 2, Kvadrat / Fiord 2, Kvadrat / Hallingdal 65, Kvadrat / Moss, Kvadrat, Sahco / Reflect, Kvadrat / Savanna, Kvadrat / Steelcut 2, Kvadrat / Steelcut Trio 3, Kvadrat
1500103	<i>Price Category 3</i> Arctic, JAB / Safire, Kvadrat, Sahco / Vidar 4, Kvadrat, Sahco / Zero, Kvadrat, Sahco
1500104	<i>Price Category 4</i> Doppiopanama, Dedar / Grand Mohair, Danish Art Weaving / Lupo, Dedar
<i>Leather</i>	
1500105	<i>Price Category 1</i> Dakar, Nevotex / Envy, Sørensens Leather / Ultra, Sørensens Leather
1500106	<i>Price Category 2</i> Dunes, Sørensens Leather / Nuance, Sørensens Leather
1500107	<i>Price Category 3</i> Royal Nubuck, Sørensens Leather / Sheepskin, Skandilock
1500108	<i>Price Category 4</i> Elegance, Sørensens Leather

RECOMMENDED COMBINATIONS
Selected combinations 6–8 weeks delivery time.

SKU	VARIANT
<i>Natural oak base</i>	
1500107-010E02ZZ	 THE TIRED MAN OTTOMAN, NATURAL OAK / SHEEPSKIN, MOONLIGHT
1500107-010G02ZZ	 THE TIRED MAN OTTOMAN, NATURAL OAK / SHEEPSKIN, HONEY
<i>Dark stained oak base</i>	
1500107-040E02ZZ	 THE TIRED MAN OTTOMAN, DARK STAINED OAK / SHEEPSKIN, MOONLIGHT
1500107-040G02ZZ	 THE TIRED MAN OTTOMAN, DARK STAINED OAK / SHEEPSKIN, HONEY



INGEBORG, LOUNGE CHAIR

Designed by *Flemming Lassen*


[BACK TO START](#)

Originally Ingeborg was designed in 1940 by Flemming Lassen. The chair was designed by Master carpenter Jakob Kjær, who manufactured Flemming Lassen's furniture for The Carpenters guild Annual Furniture Exhibition. The charming little easy chair is named after Flemming and Mogens Lassen's mother, the artist Ingeborg Winding. Despite its petite size, Ingeborg brightens any room with its charm and exclusive style. Ingeborg looks beautiful from all angles. It can be placed anywhere in a room without taking up too much space.



PRODUCT OPTIONS

Seat



WITH UPHOLSTERY

WITH SHEEPSKIN

Base



NATURAL OAK

DARK STAINED OAK

Spec options

Available in fabrics from our upholstery programme. Standard lead times apply.

For custom upholstery, please refer to the guiding textile/leather consumption:
COM: 2,6 m / 2,86 yds
COL: 3,8 m² / 40,926 sqft

Prices excl. custom upholstery are equal to Price Category 1 Textile or Leather. Contact Sales support for approval of custom upholstery and to place your order.

The above textile consumption is only valid for textile rolls with a width equal to or greater than 140 cm. For smaller textile rolls, please contact Sales Support for guidance. For textile with pattern, please expect a higher usage for correct pattern fitting. Please contact Sales Support for guidance.

PRODUCT TYPE
Lounge chair

COLLI
1

ENVIRONMENT
Indoor

DIMENSIONS
H: 76 cm / 29,9"
SH: 40 cm / 15,7"
W: 76 cm / 29,9"
D: 81 cm / 31,9"

PRODUCTION PROCESS
The base is constructed of shaped and joined wood parts. The seat and back is made by moulded foam. The final process is to upholster according to a chosen material.

TECHNICAL SPECIFICATIONS

COLOUR
Dependent upon selected upholstery

Base
Natural oak
Dark stained oak

MATERIALS
Oak, plywood, webbing / belts, foam, wadding, steel

WEIGHT
15 kg / 33,07 lb

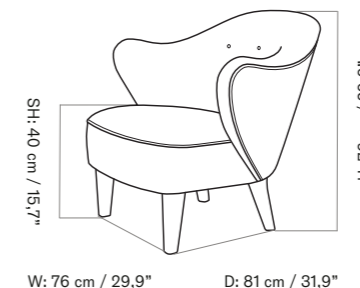
TEST
N / A

CERTIFICATIONS
N / A

PACKAGING TYPE
Brown box

PACKAGING MEASUREMENTS
(H × W × D)
80 cm × 81 cm × 85 cm /
31,5" × 31,9" × 33,5"

MATERIALS & MAINTENANCE
Please see page 680 for materials, care and maintenance instructions.





INGEBORG, LOUNGE CHAIR
Designed by *Flemming Lassen*

[BACK TO START](#)

SPEC OPTIONS
6–8 weeks delivery time

SKU	VARIANT
<i>Textile</i>	
1500200	<i>Price Category 0</i> Audo Bouclé, Audo
1500201	<i>Price Category 1</i> Barnum Bouclé, Audo / Champion, JAB / Illusion, Nevotex / Hot Madison, JAB / Maple, Kvadrat / Remix 3, Kvadrat / Re-wool, Kvadrat
1500202	<i>Price Category 2</i> Canvas 2, Kvadrat / Clay, Kvadrat, Sahco / Colline 2, Kvadrat / Fiord 2, Kvadrat / Hallingdal 65, Kvadrat / Moss, Kvadrat, Sahco / Reflect, Kvadrat / Savanna, Kvadrat / Steelcut 2, Kvadrat / Steelcut Trio 3, Kvadrat
1500203	<i>Price Category 3</i> Arctic, JAB / Safire, Kvadrat, Sahco / Vidar 4, Kvadrat, Sahco / Zero, Kvadrat, Sahco
1500204	<i>Price Category 4</i> Doppiopanama, Dedar / Grand Mohair, Danish Art Weaving / Lupo, Dedar
<i>Leather</i>	
1500205	<i>Price Category 1</i> Dakar, Nevotex / Envy, Sørensens Leather / Ultra, Sørensens Leather
1500206	<i>Price Category 2</i> Dunes, Sørensens Leather / Nuance, Sørensens Leather
1500207	<i>Price Category 3</i> Royal Nubuck, Sørensens Leather / Sheepskin, Skandilock

SPEC OPTIONS
6–8 weeks delivery time











SKU	VARIANT
<i>Textile — Vegetal leather buttons</i>	
1500300	<i>Price Category 0</i> Audo Bouclé, Audo
1500301	<i>Price Category 1</i> Barnum Bouclé, Audo / Champion, JAB / Illusion, Nevotex / Hot Madison, JAB / Maple, Kvadrat / Remix 3, Kvadrat / Re-wool, Kvadrat
1500302	<i>Price Category 2</i> Canvas 2, Kvadrat / Clay, Kvadrat, Sahco / Colline 2, Kvadrat / Fiord 2, Kvadrat / Hallingdal 65, Kvadrat / Moss, Kvadrat, Sahco / Reflect, Kvadrat / Savanna, Kvadrat / Steelcut 2, Kvadrat / Steelcut Trio 3, Kvadrat
1500303	<i>Price Category 3</i> Arctic, JAB / Safire, Kvadrat, Sahco / Vidar 4, Kvadrat, Sahco / Zero, Kvadrat, Sahco
1500304	<i>Price Category 4</i> Doppiopanama, Dedar / Grand Mohair, Danish Art Weaving / Lupo, Dedar
<i>Leather — Vegetal leather buttons</i>	
1500305	<i>Price Category 1</i> Dakar, Nevotex / Envy, Sørensens Leather / Ultra, Sørensens Leather
1500306	<i>Price Category 2</i> Dunes, Sørensens Leather / Nuance, Sørensens Leather
1500307	<i>Price Category 3</i> Royal Nubuck, Sørensens Leather / Sheepskin, Skandilock













INGEBORG, LOUNGE CHAIR
Designed by *Flemming Lassen*

[BACK TO START](#)

RECOMMENDED COMBINATIONS
Selected combinations 6–8 weeks delivery time.

SKU	VARIANT
<i>Natural oak base</i>	
1501830	 INGEBORG LOUNGE CHAIR, SIGNATURE, NATURAL OAK / SEAT AND PIPING: FIORD 751 BACK, WINGS AND PIPING: FIORD 782 BUTTONS: FIORD 751
1500202-012103ZZ	 INGEBORG LOUNGE CHAIR, NATURAL OAK / FIORD 0751
1500202-013003ZZ	 INGEBORG LOUNGE CHAIR, NATURAL OAK / FIORD 0782
1500204-010D02ZZ	 INGEBORG LOUNGE CHAIR, NATURAL OAK / GRAND MOHAIR 110
1500204-011402ZZ	 INGEBORG LOUNGE CHAIR, NATURAL OAK / GRAND MOHAIR 8205
1500204-011802ZZ	 INGEBORG LOUNGE CHAIR, NATURAL OAK / GRAND MOHAIR 2600
1500207-010E02ZZ	 INGEBORG LOUNGE CHAIR, NATURAL OAK / SHEEPSKIN, MOONLIGHT
1500207-010G02ZZ	 INGEBORG LOUNGE CHAIR, NATURAL OAK / SHEEPSKIN, HONEY
1500207-010J02ZZ	 INGEBORG LOUNGE CHAIR, NATURAL OAK / SHEEPSKIN, SAHARA
<i>Natural Oak base — Buttons upholstered with Vegetal leather</i>	
1500303-012M04ZZ	 INGEBORG LOUNGE CHAIR, NATURAL OAK, VEGETAL LEATHER BUTTONS / ZERO 0001

RECOMMENDED COMBINATIONS
Selected combinations 6–8 weeks delivery time.

SKU	VARIANT
<i>Dark stained oak base</i>	
1501831	 INGEBORG LOUNGE CHAIR, SIGNATURE, DARK STAINED OAK / SEAT AND PIPING: FIORD 751 BACK, WINGS AND PIPING: FIORD 782 BUTTONS: FIORD 751
1500202-042103ZZ	 INGEBORG LOUNGE CHAIR, DARK STAINED OAK / FIORD 0751
1500202-043003ZZ	 INGEBORG LOUNGE CHAIR, DARK STAINED OAK / FIORD 0782
1500204-040D02ZZ	 INGEBORG LOUNGE CHAIR, DARK STAINED OAK / GRAND MOHAIR 1103
1500204-041402ZZ	 INGEBORG LOUNGE CHAIR, DARK STAINED OAK / GRAND MOHAIR 8205
1500204-041802ZZ	 INGEBORG LOUNGE CHAIR, DARK STAINED OAK / GRAND MOHAIR 2600
1500207-040E02ZZ	 INGEBORG LOUNGE CHAIR, DARK STAINED OAK / SHEEPSKIN, MOONLIGHT
1500207-040G02ZZ	 INGEBORG LOUNGE CHAIR, DARK STAINED OAK / SHEEPSKIN, HONEY
1500207-040J02ZZ	 INGEBORG LOUNGE CHAIR, DARK STAINED OAK / SHEEPSKIN, SAHARA
<i>Dark stained Oak base — Buttons upholstered with Vegetal leather</i>	
1500303-042M04ZZ	 INGEBORG LOUNGE CHAIR, DARK STAINED OAK, VEGETAL LEATHER BUTTONS / ZERO 0001



INGEBORG, OTTOMAN

Designed by *Audo*

[BACK TO START](#)

Originally Ingeborg was designed in 1940 by Flemming Lassen. The chair was designed by Master carpenter Jakob Kjær, who manufactured Flemming Lassen's furniture for The Carpenters guild Annual Furniture Exhibition. The charming little easy chair is named after Flemming and Mogens Lassen's mother, the artist Ingeborg Winding. Despite its petite size, Ingeborg brightens any room with its charm and exclusive style. Ingeborg looks beautiful from all angles. It can be placed anywhere in a room without taking up too much space. To complete the look, add the Ottoman which is the perfect match for the chair.



PRODUCT OPTIONS

Seat



WITH UPHOLSTERY

WITH SHEEPSKIN

Base



NATURAL OAK

DARK STAINED OAK

Spec options

Available in fabrics from our upholstery programme. Standard lead times apply.

For custom upholstery, please refer to the guiding textile/leather consumption:
COM: 0,9 m / 0,99 yds
COL: 1,2 m² / 12,924 sqft

Prices excl. custom upholstery are equal to Price Category 1 Textile or Leather. Contact Sales support for approval of custom upholstery and to place your order.

The above textile consumption is only valid for textile rolls with a width equal to or greater than 140 cm. For smaller textile rolls, please contact Sales Support for guidance. For textile with pattern, please expect a higher usage for correct pattern fitting. Please contact Sales Support for guidance.

PRODUCT TYPE
Ottoman

COLLI
1

ENVIRONMENT
Indoor

DIMENSIONS
H: 38 cm / 14,9"
W: 41 cm / 16,1"
D: 51 cm / 20,1"

PRODUCTION PROCESS
Constructed with a plywood frame, the footstool is formed from molded foam and set on a base of belts. The legs are shaped from solid oak.

TECHNICAL SPECIFICATIONS

COLOUR

Seat
Dependent upon selected upholstery

Base
Natural oak
Dark stained oak

MATERIALS
Foam, oak, plywood, steel, webbing / belts, wadding

WEIGHT
7 kg / 15,43 lb

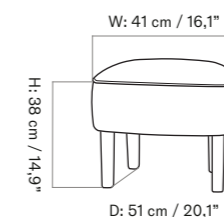
TEST
N / A

CERTIFICATIONS
N / A

PACKAGING TYPE
Brown box

PACKAGING MEASUREMENTS
(H × W × D)
42 cm × 44 cm × 53 cm / 16,5" × 17,3" × 20,9"

MATERIALS & MAINTENANCE
Please see page 680 for materials, care and maintenance instructions.





INGEBORG, OTTOMAN
Designed by *Audo*

[BACK TO START](#)

SPEC OPTIONS
6–8 weeks delivery time

SKU	VARIANT
<i>Textile</i>	
1500400	<i>Price Category 0</i> Audo Bouclé, Audo
1500401	<i>Price Category 1</i> Barnum Bouclé, Audo / Champion, JAB / Illusion, Nevotex / Hot Madison, JAB / Maple, Kvadrat / Remix 3, Kvadrat / Re-wool, Kvadrat
1500402	<i>Price Category 2</i> Canvas 2, Kvadrat / Clay, Kvadrat, Sahco / Colline 2, Kvadrat / Fiord 2, Kvadrat / Hallingdal 65, Kvadrat / Moss, Kvadrat, Sahco / Reflect, Kvadrat / Savanna, Kvadrat / Steelcut 2, Kvadrat / Steelcut Trio 3, Kvadrat
1500403	<i>Price Category 3</i> Arctic, JAB / Safire, Kvadrat, Sahco / Vidar 4, Kvadrat, Sahco / Zero, Kvadrat, Sahco
1500204	<i>Price Category 4</i> Doppiopanama, Dedar / Grand Mohair, Danish Art Weaving / Lupo, Dedar
<i>Leather</i>	
1500405	<i>Price Category 1</i> Dakar, Nevotex / Envy, Sørensens Leather / Ultra, Sørensens Leather
1500406	<i>Price Category 2</i> Dunes, Sørensens Leather / Nuance, Sørensens Leather
1500407	<i>Price Category 3</i> Royal Nubuck, Sørensens Leather / Sheepskin, Skandilock

INGEBORD LOUNGE CHAIR, material *dark stained oak / sheepskin moonlight*, designer *Audo*
INGEBORD OTTOMAN, material *dark stained oak / sheepskin moonlight*, designer *Audo*
KUBUS 1, material *gold plated*, designer *Audo*























INGEBORG, OTTOMAN
Designed by *Audo*

[BACK TO START](#)

RECOMMENDED COMBINATIONS
Selected combinations 6–8 weeks delivery time.

SKU	VARIANT
<i>Natural oak base</i>	
1500402-012103ZZ	 INGEBORG OTTOMAN, NATURAL OAK / FIORD 0751
1500402-013003ZZ	 INGEBORG OTTOMAN, NATURAL OAK / FIORD 0782
1500403-012M05ZZ	 INGEBORG OTTOMAN, NATURAL OAK / ZERO 0001
1500404-010D02ZZ	 INGEBORG OTTOMAN, NATURAL OAK / GRAND MOHAIR 1103
1500404-011402ZZ	 INGEBORG OTTOMAN, NATURAL OAK / GRAND MOHAIR 8205
1500404-011802ZZ	 INGEBORG OTTOMAN, NATURAL OAK / GRAND MOHAIR 2600
1500407-010E02ZZ	 INGEBORG LOUNGE CHAIR, NATURAL OAK / SHEEPSKIN, MOONLIGHT
1500407-010G02ZZ	 INGEBORG OTTOMAN, NATURAL OAK / SHEEPSKIN, HONEY
1500407-010J02ZZ	 INGEBORG OTTOMAN, NATURAL OAK / SHEEPSKIN, SAHARA

RECOMMENDED COMBINATIONS
Selected combinations 6–8 weeks delivery time.

SKU	VARIANT
<i>Dark stained oak base</i>	
1500402-042103ZZ	 INGEBORG OTTOMAN, DARK STAINED OAK / FIORD 0751
1500402-043003ZZ	 INGEBORG OTTOMAN, DARK STAINED OAK / FIORD 0782
1500403-042M05ZZ	 INGEBORG OTTOMAN, DARK STAINED OAK / ZERO 0001
1500404-040D02ZZ	 INGEBORG OTTOMAN, DARK STAINED OAK / GRAND MOHAIR 1103
1500404-041402ZZ	 INGEBORG OTTOMAN, DARK STAINED OAK / GRAND MOHAIR 8205
1500404-041802ZZ	 INGEBORG OTTOMAN, DARK STAINED OAK / GRAND MOHAIR 2600
1500407-040E02ZZ	 INGEBORG OTTOMAN, DARK STAINED OAK / SHEEPSKIN MOONLIGHT
1500407-040G02ZZ	 INGEBORG OTTOMAN, DARK STAINED OAK / SHEEPSKIN HONEY
1500407-040J02ZZ	 INGEBORG OTTOMAN, DARK STAINED OAK / SHEEPSKIN SAHARA



MY OWN LOUNGE CHAIR

Designed by *Flemming Lassen*

[BACK TO START](#)

Flemming Lassen's iconic armchair from 1938 was originally only made in a single edition. First, the then controversial, forward-looking armchair was exhibited at The Copenhagen Cabinetmakers' Guild Competition and later it became the favorite chair in the Lassen family home - hence its name. It was launched in connection with the chair's 80th anniversary and now it is also available in a walnut/sheepskin version. The textile, Colline, from Kvadrat not only compliments the curved shapes of the armchair, but goes with any light decor in need of edge and character.



PRODUCT OPTIONS

Seat



WITH UPHOLSTERY



WITH SHEEPSKIN

Base



NATURAL OAK



DARK STAINED OAK



WALNUT

Spec options

Available in fabrics from our upholstery programme. Standard lead times apply.

For custom upholstery, please refer to the guiding textile/leather consumption:
COM: 4 m / 4,4 yds
COL: 12 m² / 129,24 sqft

Prices excl. custom upholstery are equal to Price Category 1 Textile or Leather. Contact Sales support for approval of custom upholstery and to place your order.

The above textile consumption is only valid for textile rolls with a width equal to or greater than 140 cm. For smaller textile rolls, please contact Sales Support for guidance. For textile with pattern, please expect a higher usage for correct pattern fitting. Please contact Sales Support for guidance.

PRODUCT TYPE
Lounge chair

COLLI
1

ENVIRONMENT
Indoor

DIMENSIONS
H: 102 cm / 21,7"
SH: 40 cm / 15,7"
W: 88 cm / 34,6"
D: 83 cm / 32,7"

PRODUCTION PROCESS
Solid oak or walnut is CNC milled and treated with a oiled finish. Seat and backrest are made from curved plywood. Seat consists of layered foam in different hardness with webbing/ belts and springs underneath. Assembly is done by hand.

TECHNICAL SPECIFICATIONS

COLOUR

Seat
Dependent upon selected upholstery

Base
Natural oak
Dark stained oak
Walnut

MATERIALS
Oak or walnut, plywood, webbing / belts, foam, wadding, steel, pocket springs

WEIGHT
35 kg / 77,16 lb

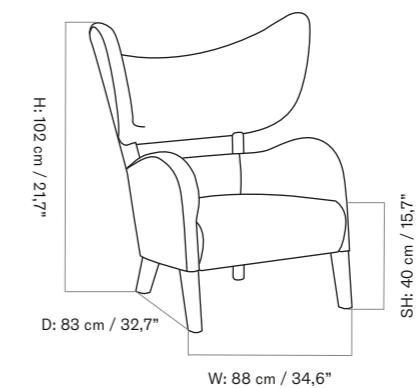
TEST
N / A

CERTIFICATIONS
N / A

PACKAGING TYPE
Brown box

PACKAGING MEASUREMENTS
(H × W × D)
115 cm × 91 cm × 73 cm /
45,3" × 35,8" × 28,7"

MATERIALS & MAINTENANCE
Please see page 680 for materials, care and maintenance instructions.





MY OWN LOUNGE CHAIR
Designed by *Flemming Lassen*

[BACK TO START](#)

SPEC OPTIONS
6–8 weeks delivery time

SKU	VARIANT
<i>Textile — Oak base</i>	
1500900	<i>Price Category 0</i> Audo Bouclé, Audo
1500901	<i>Price Category 1</i> Barnum Bouclé, Audo / Champion, JAB / Illusion, Nevotex / Hot Madison, JAB / Maple, Kvadrat / Remix 3, Kvadrat / Re-wool, Kvadrat
1500902	<i>Price Category 2</i> Canvas 2, Kvadrat / Clay, Kvadrat, Sahco / Colline 2, Kvadrat / Fiord 2, Kvadrat / Hallingdal 65, Kvadrat / Moss, Kvadrat, Sahco / Reflect, Kvadrat / Savanna, Kvadrat / Steelcut 2, Kvadrat / Steelcut Trio 3, Kvadrat
1500903	<i>Price Category 3</i> Arctic, JAB / Safire, Kvadrat, Sahco / Vidar 4, Kvadrat, Sahco / Zero, Kvadrat, Sahco
1500904	<i>Price Category 4</i> Doppiopanama, Dedar / Grand Mohair, Danish Art Weaving / Lupo, Dedar
<i>Leather — Oak base</i>	
1500905	<i>Price Category 1</i> Dakar, Nevotex / Envy, Sørensens Leather / Ultra, Sørensens Leather
1500906	<i>Price Category 2</i> Dunes, Sørensens Leather / Nuance, Sørensens Leather
1500907	<i>Price Category 3</i> Royal Nubuck, Sørensens Leather / Sheepskin, Skandilock
1500908	<i>Price Category 4</i> Elegance, Sørensens Leather

SPEC OPTIONS
6–8 weeks delivery time

SKU	VARIANT
<i>Textile — Walnut base</i>	
1501100	<i>Price Category 0</i> Audo Bouclé, Audo
1501101	<i>Price Category 1</i> Barnum Bouclé, Audo / Champion, JAB / Illusion, Nevotex / Hot Madison, JAB / Maple, Kvadrat / Remix 3, Kvadrat / Re-wool, Kvadrat
1501102	<i>Price Category 2</i> Canvas 2, Kvadrat / Clay, Kvadrat, Sahco / Colline 2, Kvadrat / Fiord 2, Kvadrat / Hallingdal 65, Kvadrat / Moss, Kvadrat, Sahco / Reflect, Kvadrat / Savanna, Kvadrat / Steelcut 2, Kvadrat / Steelcut Trio 3, Kvadrat
1501103	<i>Price Category 3</i> Arctic, JAB / Safire, Kvadrat, Sahco / Vidar 4, Kvadrat, Sahco / Zero, Kvadrat, Sahco
1501104	<i>Price Category 4</i> Doppiopanama, Dedar / Grand Mohair, Danish Art Weaving / Lupo, Dedar
<i>Leather — Walnut base</i>	
1501105	<i>Price Category 1</i> Dakar, Nevotex / Envy, Sørensens Leather / Ultra, Sørensens Leather
1501106	<i>Price Category 2</i> Dunes, Sørensens Leather / Nuance, Sørensens Leather
1501107	<i>Price Category 3</i> Royal Nubuck, Sørensens Leather / Sheepskin, Skandilock
1501108	<i>Price Category 4</i> Elegance, Sørensens Leather



MY OWN LOUNGE CHAIR
Designed by *Flemming Lassen*

[BACK TO START](#)

RECOMMENDED COMBINATIONS
Selected combinations 6–8 weeks delivery time.

SKU

VARIANT

1501107-020E02ZZ



MY OWN LOUNGE CHAIR, WALNUT /
SHEEPSKIN MOONLIGHT



MY OWN LOUNGE CHAIR, material *walnut / sheepskin moonlight*, designer *Audo*



MY OWN LOUNGE CHAIR, OTTOMAN
Designed by *Flemming Lassen*

[BACK TO START](#)

The My Own Chair Footstool has been designed in the same spirit as Flemming Lassen's original iconic chair, reflecting his love of rounded shapes, simple forms and precise detailing, to enable the full relaxation effect.



PRODUCT OPTIONS

Seat



WITH UPHOLSTERY



WITH SHEEPSKIN

Base



DARK STAINED OAK



Spec options

Available in fabrics from our upholstery programme.
Standard lead times apply.

For custom upholstery, please refer to the guiding
textile/leather consumption:
COM: 1 m / 1,1 yds
COL: 4,6 m² / 49,542 sqft

Prices excl. custom upholstery are equal to Price Category 1
Textile or Leather. Contact Sales support for approval of custom
upholstery and to place your order.

The above textile consumption is only valid for textile rolls with a width equal to
or greater than 140 cm. For smaller textile rolls, please contact Sales Support for
guidance. For textile with pattern, please expect a higher usage for correct pattern
fitting. Please contact Sales Support for guidance.

PRODUCT TYPE
Ottoman

COLLI
1

ENVIRONMENT
Indoor

DIMENSIONS
H: 40 cm / 15,7"
W: 56 cm / 22,0"
D: 58 cm / 22,8"

PRODUCTION PROCESS
The legs are made from CNC-milled solid
oak or walnut treated with oil, while the
seat is shaped from curved plywood.
The seat is layered with foam in varying
degrees of hardness and set on a base of
webbing and springs. Assembled by hand.

TECHNICAL SPECIFICATIONS

COLOUR

Seat
Dependent upon selected upholstery

Base
Natural oak
Dark stained oak
Walnut

MATERIALS
Oak or walnut, pocket springs, webbing /
belts, felt, foam, wadding

WEIGHT
18 kg / 39,68 lb

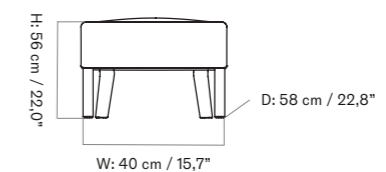
TEST
N / A

CERTIFICATIONS
N / A

PACKAGING TYPE
Brown box

PACKAGING MEASUREMENTS
(H × W × D)
43 cm × 62 cm × 62 cm /
16,9" × 24,4" × 24,4"

MATERIALS & MAINTENANCE
Please see page 680 for materials, care and
maintenance instructions.





MY OWN LOUNGE CHAIR, OTTOMAN
Designed by *Flemming Lassen*

[BACK TO START](#)

SPEC OPTIONS
6–8 weeks delivery time

SKU	VARIANT
<i>Textile — Oak base</i>	
1501000	<i>Price Category 0</i> Audo Bouclé, Audo
1501001	<i>Price Category 1</i> Barnum Bouclé, Audo / Champion, JAB / Illusion, Nevotex / Hot Madison, JAB / Maple, Kvadrat / Remix 3, Kvadrat / Re-wool, Kvadrat
1501002	<i>Price Category 2</i> Canvas 2, Kvadrat / Clay, Kvadrat, Sahco / Colline 2, Kvadrat / Fiord 2, Kvadrat / Hallingdal 65, Kvadrat / Moss, Kvadrat, Sahco / Reflect, Kvadrat / Savanna, Kvadrat / Steelcut 2, Kvadrat / Steelcut Trio 3, Kvadrat
1501003	<i>Price Category 3</i> Arctic, JAB / Safire, Kvadrat, Sahco / Vidar 4, Kvadrat, Sahco / Zero, Kvadrat, Sahco
1501004	<i>Price Category 4</i> Doppiopanama, Dedar / Grand Mohair, Danish Art Weaving / Lupo, Dedar
<i>Leather — Oak base</i>	
1501005	<i>Price Category 1</i> Dakar, Nevotex / Envy, Sørensens Leather / Ultra, Sørensens Leather
1501006	<i>Price Category 2</i> Dunes, Sørensens Leather / Nuance, Sørensens Leather
1501007	<i>Price Category 3</i> Royal Nubuck, Sørensens Leather / Sheepskin, Skandilock
1501008	<i>Price Category 4</i> Elegance, Sørensens Leather

SPEC OPTIONS
6–8 weeks delivery time



SKU	VARIANT
<i>Textile — Walnut base</i>	
1501200	<i>Price Category 0</i> Audo Bouclé, Audo
1501201	<i>Price Category 1</i> Barnum Bouclé, Audo / Champion, JAB / Illusion, Nevotex / Hot Madison, JAB / Maple, Kvadrat / Remix 3, Kvadrat / Re-wool, Kvadrat
1501202	<i>Price Category 2</i> Canvas 2, Kvadrat / Clay, Kvadrat, Sahco / Colline 2, Kvadrat / Fiord 2, Kvadrat / Hallingdal 65, Kvadrat / Moss, Kvadrat, Sahco / Reflect, Kvadrat / Savanna, Kvadrat / Steelcut 2, Kvadrat / Steelcut Trio 3, Kvadrat
1501203	<i>Price Category 3</i> Arctic, JAB / Safire, Kvadrat, Sahco / Vidar 4, Kvadrat, Sahco / Zero, Kvadrat, Sahco
1501204	<i>Price Category 4</i> Doppiopanama, Dedar / Grand Mohair, Danish Art Weaving / Lupo, Dedar
<i>Leather — Walnut base</i>	
1501205	<i>Price Category 1</i> Dakar, Nevotex / Envy, Sørensens Leather / Ultra, Sørensens Leather
1501206	<i>Price Category 2</i> Dunes, Sørensens Leather / Nuance, Sørensens Leather
1501207	<i>Price Category 3</i> Royal Nubuck, Sørensens Leather / Sheepskin, Skandilock
1501208	<i>Price Category 4</i> Elegance, Sørensens Leather



MY OWN LOUNGE CHAIR, OTTOMAN
Designed by *Flemming Lassen*

[BACK TO START](#)

RECOMMENDED COMBINATIONS
Selected combinations 6–8 weeks delivery time.

SKU	VARIANT
1501007-010E02ZZ	 MY OWN LOUNGE CHAIR, OTTOMAN, NATURAL OAK / SHEEPSKIN, MOONLIGHT
1501207-020E02ZZ	 MY OWN LOUNGE CHAIR, OTTOMAN, WALNUT / SHEEPSKIN, MOONLIGHT



MY OWN LOUNGE CHAIR, material *walnut / sheepskin moonlight*, designer *Audo*



CONSTANCE, LOUNGE CHAIR
Designed by *Flemming Lassen*


[BACK TO START](#)

The Constance series is a classic Flemming Lassen design. Curvy shapes. Inviting and comfortable. Projecting side pieces and buttons in the back. Classic and modern qualities that will never go out of fashion. It works well in the middle of a room, as Flemming Lassen's furniture is always equally beautiful from every angle. It was a mantra for his work that furniture should be pulled away from the wall to be placed as a sculpture in a room.



PRODUCT OPTIONS

Seat



WITH UPHOLSTERY

WITH SHEEPSKIN

Base



WALNUT

Spec options

Available in fabrics from our upholstery programme. Standard lead times apply.

For custom upholstery, please refer to the guiding textile consumption:
COM: 3 m / 4,4 yds

Prices excl. custom upholstery are equal to Price Category 1 Textile or Leather. Contact Sales support for approval of custom upholstery and to place your order.

The above textile consumption is only valid for textile rolls with a width equal to or greater than 140 cm. For smaller textile rolls, please contact Sales Support for guidance. For textile with pattern, please expect a higher usage for correct pattern fitting. Please contact Sales Support for guidance.

PRODUCT TYPE
Lounge chair

COLLI
1

ENVIRONMENT
Indoor

DIMENSIONS
H: 85 cm / 33,5"
SH: 43,6 cm / 17,2"
W: 74 cm / 29,1"
D: 74,7 cm / 29,4"

PRODUCTION PROCESS
Constructed with a plywood frame, the sofa's seat is formed from layered foam in varying degrees of hardness and set on a base of webbing and springs. The legs are shaped from solid oak or walnut.

TECHNICAL SPECIFICATIONS

COLOUR
Seat
Dependent upon selected upholstery

Base
Natural oak
Walnut

MATERIALS
Plywood, rubber belts, spring pockets, foam, wadding

WEIGHT
24 kg / 52,91 lb

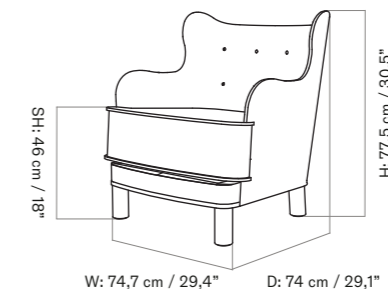
TEST
ANSI Bifma and EN standard

CERTIFICATIONS
N / A

PACKAGING TYPE
Brown box

PACKAGING MEASUREMENTS
(H x W x D)
89 cm x 85 cm x 82 cm / 35" x 33.5" x 32.3"

MATERIALS & MAINTENANCE
Please see page 680 for materials, care and maintenance instructions.





CONSTANCE, LOUNGE CHAIR
Designed by *Flemming Lassen*

[BACK TO START](#)

SPEC OPTIONS
6–8 weeks delivery time

SKU	VARIANT
<i>Textile — Natural oak base</i>	
1501207	<i>Price Category 0</i> Audo Bouclé, Audo
1501001	<i>Price Category 1</i> Barnum Bouclé, Audo / Champion, JAB / Illusion, Nevotex / Hot Madison, JAB / Maple, Kvadrat / Remix 3, Kvadrat / Re-wool, Kvadrat
1501002	<i>Price Category 2</i> Canvas 2, Kvadrat / Clay, Kvadrat, Sahco / Colline 2, Kvadrat / Fiord 2, Kvadrat / Hallingdal 65, Kvadrat / Moss, Kvadrat, Sahco / Reflect, Kvadrat / Savanna, Kvadrat / Steelcut 2, Kvadrat / Steelcut Trio 3, Kvadrat
1501003	<i>Price Category 3</i> Arctic, JAB / Safire, Kvadrat, Sahco / Vidar 4, Kvadrat, Sahco / Zero, Kvadrat, Sahco
1501004	<i>Price Category 4</i> Doppiopanama, Dedar / Grand Mohair, Danish Art Weaving / Lupo, Dedar
<i>Sheepskin — Natural oak base</i>	
1501407	<i>Price Category 3</i> Sheepskin, Skandilock

SPEC OPTIONS
6–8 weeks delivery time







SKU	VARIANT
<i>Textile — Walnut base</i>	
1501600	<i>Price Category 0</i> Audo Bouclé, Audo
1501601	<i>Price Category 1</i> Barnum Bouclé, Audo / Champion, JAB / Illusion, Nevotex / Hot Madison, JAB / Maple, Kvadrat / Remix 3, Kvadrat / Re-wool, Kvadrat
1501602	<i>Price Category 2</i> Canvas 2, Kvadrat / Clay, Kvadrat, Sahco / Colline 2, Kvadrat / Fiord 2, Kvadrat / Hallingdal 65, Kvadrat / Moss, Kvadrat, Sahco / Reflect, Kvadrat / Savanna, Kvadrat / Steelcut 2, Kvadrat / Steelcut Trio 3, Kvadrat
1501603	<i>Price Category 3</i> Arctic, JAB / Safire, Kvadrat, Sahco / Vidar 4, Kvadrat, Sahco / Zero, Kvadrat, Sahco
1501604	<i>Price Category 4</i> Doppiopanama, Dedar / Grand Mohair, Danish Art Weaving / Lupo, Dedar
<i>Sheepskin — Walnut base</i>	
1501607	<i>Price Category 3</i> Sheepskin, Skandilock








CONSTANCE, LOUNGE CHAIR
Designed by *Flemming Lassen*

[BACK TO START](#)

RECOMMENDED COMBINATIONS
Selected combinations 6–8 weeks delivery time.

SKU	VARIANT
<i>Natural Oak base</i>	
1501630	 CONSTANCE LOUNGE CHAIR, SIGNATUR, NATURAL OAK / SEAT AND PIPING: HALLINGDAL 153 BACK AND PIPING: HALLINGDAL 173 BUTTONS: HALLINGDAL 153
1501403-012M05ZZ	 CONSTANCE LOUNGE CHAIR, NATURAL OAK / ZERO 0001
1501404-010D02ZZ	 CONSTANCE LOUNGE CHAIR, NATURAL OAK / GRAND MOHAIR 1103
1501404-011402ZZ	 CONSTANCE LOUNGE CHAIR, NATURAL OAK / GRAND MOHAIR 8205
1501404-011802ZZ	 CONSTANCE LOUNGE CHAIR, NATURAL OAK / GRAND MOHAIR 2600
1501407-010E02ZZ	 CONSTANCE LOUNGE CHAIR, NATURAL OAK / SHEEPSKIN, MOONLIGHT

RECOMMENDED COMBINATIONS
Selected combinations 6–8 weeks delivery time.

SKU	VARIANT
<i>Walnut Oak base</i>	
1501631	 CONSTANCE LOUNGE CHAIR, SIGNATUR, WALNUT / SEAT AND PIPING: HALLINGDAL 153 BACK AND PIPING: HALLINGDAL 173 BUTTONS: HALLINGDAL 153
1501604-020D02ZZ	 CONSTANCE LOUNGE CHAIR, WALNUT / GRAND MOHAIR 1103
1501604-021402ZZ	 CONSTANCE LOUNGE CHAIR, WALNUT / GRAND MOHAIR 8205
1501604-021802ZZ	 CONSTANCE LOUNGE CHAIR, WALNUT / GRAND MOHAIR 2600
1501607-020E02ZZ	 CONSTANCE LOUNGE CHAIR, WALNUT / SHEEPSKIN, MOONLIGHT



ELIZABETH LOUNGE CHAIR
Designed by *Ib Kofod-Larsen*

Arguably Ib Kofod Larsen's most iconic design, the U-56 chair was designed in 1956. The carefully crafted piece later became known as the Elizabeth Chair after Queen Elizabeth II purchased a pair during a visit to Copenhagen in 1962. Its gently curved armrests, sledge-like frame and reclining comfort make it an outstanding example of Danish Modern furniture design.

PRODUCT OPTIONS



TECHNICAL SPECIFICATIONS

PRODUCT TYPE
Lounge chair

COLLI
1

ENVIRONMENT
Indoor

DIMENSIONS
H: 72 cm / 28,3"
SH: 37 cm / 14,5"
AH: 57 cm / 22,4"
W: 72 cm / 28,3"
D: 77 cm / 30,3"

PRODUCTION PROCESS
The CNC carved wooden parts are polished and oiled by hand to obtain a silk smooth surface. The inner plywood components are made with a surface of foam, ready for the final upholstery, to obtain a soft seating.

COLOUR
Seat
Dependent upon selected upholstery

Base
Natural oiled oak
Oiled walnut

GLOSS
N / A

MATERIALS
Oak or walnut, plastic, steel, solid beech, plywood, foam, felt, quilt foam, pocket springs, rubber.

WEIGHT
25 kg / 55,1 lb

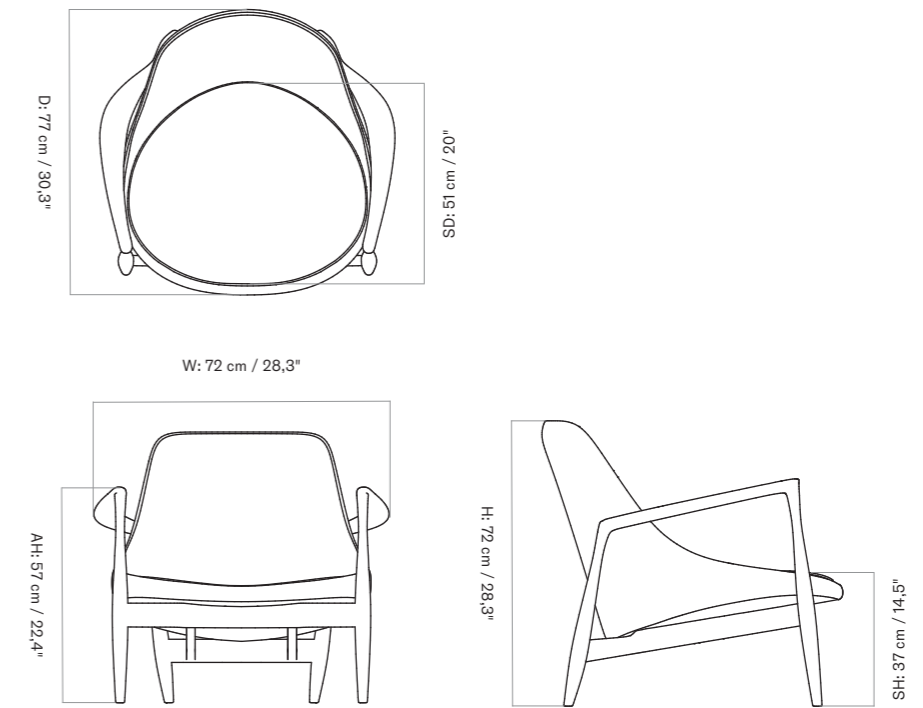
TEST
N / A

CERTIFICATIONS
TSCA title IV compliant
Crafted from FSC certified wood

PACKAGING TYPE
Brown box

PACKAGING MEASUREMENTS
(H x W x D)
91 cm x 91 cm x 87 cm / 35,8" x 35,8" x 34"

MATERIALS & MAINTENANCE
Please see page 680 for materials, care and maintenance instructions.





ELIZABETH LOUNGE CHAIR
Designed by *Ib Kofod-Larsen*

[BACK TO START](#)

SPEC OPTIONS
6–8 weeks delivery time

SKU	VARIANT
<i>Textile — Oak Base</i>	
1207000	<i>Price Category 0</i> Audo Bouclé, Audo
1207001	<i>Price Category 1</i> Barnum Bouclé, Audo / Champion, JAB / Illusion, Nevotex / Hot Madison, JAB / Remix 3, Kvadrat / Re-wool, Kvadrat
1207002	<i>Price Category 2</i> Canvas 2, Kvadrat / Clay, Kvadrat, Sahco / Colline 2, Kvadrat / Fiord 2, Kvadrat / Hallingdal 65, Kvadrat / Moss, Kvadrat, Sahco / Reflect, Kvadrat / Savanna, Kvadrat / Steelcut 2, Kvadrat / Steelcut Trio 3, Kvadrat
1207003	<i>Price Category 3</i> Arctic, JAB / Safire, Kvadrat, Sahco / Vidar 4, Kvadrat, Sahco / Zero, Kvadrat, Sahco
1207004	<i>Price Category 4</i> Doppiopanama, Dedar / Grand Mohair, Danish Art Weaving / Lupo, Dedar
<i>Leather — Oak Base</i>	
1207005	<i>Price Category 1</i> Dakar, Nevotex / Envy, Sørensen Leather / Ultra, Sørensen Leather
1207006	<i>Price Category 2</i> Dunes, Sørensen Leather / Nuance, Sørensen Leather
1207007	<i>Price Category 3</i> Royal Nubuck, Sørensen Leather
1207008	<i>Price Category 4</i> Elegance, Sørensen Leather

SPEC OPTIONS
6–8 weeks delivery time







SKU	VARIANT
<i>Textile — Walnut Base</i>	
1208000	<i>Price Category 0</i> Audo Bouclé, Audo
1208001	<i>Price Category 1</i> Barnum Bouclé, Audo / Champion, JAB / Illusion, Nevotex / Hot Madison, JAB / Remix 3, Kvadrat / Re-wool, Kvadrat
1208002	<i>Price Category 2</i> Canvas 2, Kvadrat / Clay, Kvadrat, Sahco / Colline 2, Kvadrat / Fiord 2, Kvadrat / Hallingdal 65, Kvadrat / Moss, Kvadrat, Sahco / Reflect, Kvadrat / Savanna, Kvadrat / Steelcut 2, Kvadrat / Steelcut Trio 3, Kvadrat
1208003	<i>Price Category 3</i> Arctic, JAB / Safire, Kvadrat, Sahco / Vidar 4, Kvadrat, Sahco / Zero, Kvadrat, Sahco
1208004	<i>Price Category 4</i> Doppiopanama, Dedar / Grand Mohair, Danish Art Weaving / Lupo, Dedar
<i>Leather — Walnut Base</i>	
1208005	<i>Price Category 1</i> Dakar, Nevotex / Envy, Sørensen Leather / Ultra, Sørensen Leather
1208006	<i>Price Category 2</i> Dunes, Sørensen Leather / Nuance, Sørensen Leather
1208007	<i>Price Category 3</i> Royal Nubuck, Sørensen Leather
1208008	<i>Price Category 4</i> Elegance, Sørensen Leather



ELIZABETH LOUNGE CHAIR
Designed by *Ib Kofod-Larsen*

[BACK TO START](#)

RECOMMENDED COMBINATIONS
Selected combinations 6–8 weeks delivery time

SKU	VARIANT
<i>Oak Base</i>	
1207002-000000ZZ	 ELIZABETH LOUNGE CHAIR / NATURAL OAK / HALLINGDAL 65 200
1207005-000A00ZZ	 ELIZABETH LOUNGE CHAIR / NATURAL OAK / DAKAR 0329
1207006-000000ZZ	 ELIZABETH LOUNGE CHAIR / NATURAL OAK / DUNES 21000
<i>Walnut base</i>	
1208002-000000ZZ	 ELIZABETH LOUNGE CHAIR / WALNUT / HALLINGDAL 65 200
1208005-000000ZZ	 ELIZABETH LOUNGE CHAIR / WALNUT / DAKAR 0329
1208006-000100ZZ	 ELIZABETH LOUNGE CHAIR / WALNUT / DUNES 21000



ELIZABETH OTTOMAN

Designed by *Ib Kofod-Larsen*

Originally dubbed the U-56, the Elizabeth Footstool by Ib Kofod Larsen is a classical and comfortable accent piece for use when reclining in the corresponding Elizabeth Chair, which takes its name from Queen Elizabeth II, who purchased the design during a visit to Copenhagen in 1962.



PRODUCT OPTIONS

Base



NATURAL OAK



WALNUT

PRODUCT TYPE
Ottoman

COLLI
1

ENVIRONMENT
Indoor

DIMENSIONS
H: 36 cm / 14,1"
W: 57 cm / 22,4"
D: 42 cm / 16,5"

PRODUCTION PROCESS
The CNC carved wooden parts are polished and oiled by hand to obtain a silk smooth surface.
The inner plywood components are made with a surface of foam, ready for the final upholstery, to obtain a soft seating.

TECHNICAL SPECIFICATIONS

COLOUR
Seat
Dependent upon selected upholstery

Base
Natural oiled oak
Oiled walnut

GLOSS
N / A

MATERIALS
Oak or walnut, plastic, steel, solid beech, plywood, foam, felt, quilt foam, pocket springs, rubber.

WEIGHT
11 kg / 24,2 lb

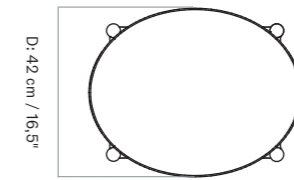
TEST
N / A

CERTIFICATIONS
TSCA title IV compliant
Crafted from FSC certified wood

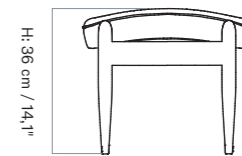
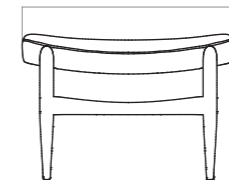
PACKAGING TYPE
Brown box

PACKAGING MEASUREMENTS
(H x W x D)
53 cm x 50 cm x 79 cm /
20,8" x 19,6" x 31,1"

MATERIALS & MAINTENANCE
Please see page 680 for materials, care and maintenance instructions.



W: 57 cm / 22,4"





SPEC OPTIONS
6–8 weeks delivery time







SKU	VARIANT
<i>Textile — Oak Base</i>	
1209000	<i>Price Category 0</i> Audo Bouclé, Audo
1209001	<i>Price Category 1</i> Barnum Bouclé, Audo / Champion, JAB / Illusion, Nevotex / Hot Madison, JAB / Remix 3, Kvadrat / Re-wool, Kvadrat
1209002	<i>Price Category 2</i> Canvas 2, Kvadrat / Clay, Kvadrat, Sahco / Colline 2, Kvadrat / Fiord 2, Kvadrat / Hallingdal 65, Kvadrat / Moss, Kvadrat, Sahco / Reflect, Kvadrat / Savanna, Kvadrat / Steelcut 2, Kvadrat / Steelcut Trio 3, Kvadrat
1209003	<i>Price Category 3</i> Arctic, JAB / Safire, Kvadrat, Sahco / Vidar 4, Kvadrat, Sahco / Zero, Kvadrat, Sahco
1209004	<i>Price Category 4</i> Doppiopanama, Dedar / Grand Mohair, Danish Art Weaving / Lupo, Dedar
<i>Leather — Oak Base</i>	
1209005	<i>Price Category 1</i> Dakar, Nevotex / Envy, Sørensen Leather / Ultra, Sørensen Leather
1209006	<i>Price Category 2</i> Dunes, Sørensen Leather / Nuance, Sørensen Leather
1209007	<i>Price Category 3</i> Royal Nubuck, Sørensen Leather
1209008	<i>Price Category 4</i> Elegance, Sørensen Leather

SPEC OPTIONS
6–8 weeks delivery time

SKU	VARIANT
<i>Textile — Walnut Base</i>	
1211000	<i>Price Category 0</i> Audo Bouclé, Audo
1211001	<i>Price Category 1</i> Barnum Bouclé, Audo / Champion, JAB / Illusion, Nevotex / Hot Madison, JAB / Remix 3, Kvadrat / Re-wool, Kvadrat
1211002	<i>Price Category 2</i> Canvas 2, Kvadrat / Clay, Kvadrat, Sahco / Colline 2, Kvadrat / Fiord 2, Kvadrat / Hallingdal 65, Kvadrat / Moss, Kvadrat, Sahco / Reflect, Kvadrat / Savanna, Kvadrat / Steelcut 2, Kvadrat / Steelcut Trio 3, Kvadrat
1211003	<i>Price Category 3</i> Arctic, JAB / Safire, Kvadrat, Sahco / Vidar 4, Kvadrat, Sahco / Zero, Kvadrat, Sahco
1211004	<i>Price Category 4</i> Doppiopanama, Dedar / Grand Mohair, Danish Art Weaving / Lupo, Dedar
<i>Leather — Walnut Base</i>	
1211005	<i>Price Category 1</i> Dakar, Nevotex / Envy, Sørensen Leather / Ultra, Sørensen Leather
1211006	<i>Price Category 2</i> Dunes, Sørensen Leather / Nuance, Sørensen Leather
1211007	<i>Price Category 3</i> Royal Nubuck, Sørensen Leather
1211008	<i>Price Category 4</i> Elegance, Sørensen Leather



RECOMMENDED COMBINATIONS
Selected combinations 6–8 weeks delivery time

SKU	VARIANT
<i>Oak Base</i>	
1209002-000000ZZ	 ELIZABETH OTTOMAN / NATURAL OAK / HALLINGDAL 65 200
1209005-000900ZZ	 ELIZABETH OTTOMAN / NATURAL OAK / DAKAR 0329
1209006-000000ZZ	 ELIZABETH OTTOMAN / NATURAL OAK / DUNES 21000
<i>Walnut base</i>	
1211002-000000ZZ	 ELIZABETH OTTOMAN / WALNUT / HALLINGDAL 65 200
1211005-000000ZZ	 ELIZABETH OTTOMAN / WALNUT / DAKAR 0329
1211006-000100ZZ	 ELIZABETH OTTOMAN / WALNUT / DUNES 21000



ODA LOUNGE CHAIR
Designed by *Arnold Madsen*

Originally known as the MS-9, Arnold Madsen's Oda Chair from c. 1957 is recognised for its embracing form and careful craft. Its cocooning shape features in-built wooden armrests and moulded lumbar and neck support, making it the perfect armchair for everyday rest and relaxation.

PRODUCT OPTIONS



TECHNICAL SPECIFICATIONS

PRODUCT TYPE
Lounge chair

COLLI
1

ENVIRONMENT
Indoor

DIMENSIONS
H: 93 cm / 36,6"
SH: 39 cm / 13,3"
AH: 57 cm / 22,4"
W: 87 cm / 34"
D: 100 cm / 39,3"

PRODUCTION PROCESS
The CNC carved wooden parts are polished and oiled by hand to obtain a silk smooth surface.
The inner plywood components are made with a surface of foam, ready for the final upholstery, to obtain a soft seating.

COLOUR
Seat
Dependent upon selected upholstery

Base
Natural oiled oak
Oiled walnut

GLOSS
N / A

MATERIALS
Oak or walnut, steel, solid beech, plywood, foam, linen.

WEIGHT
23 kg / 50,7 lb

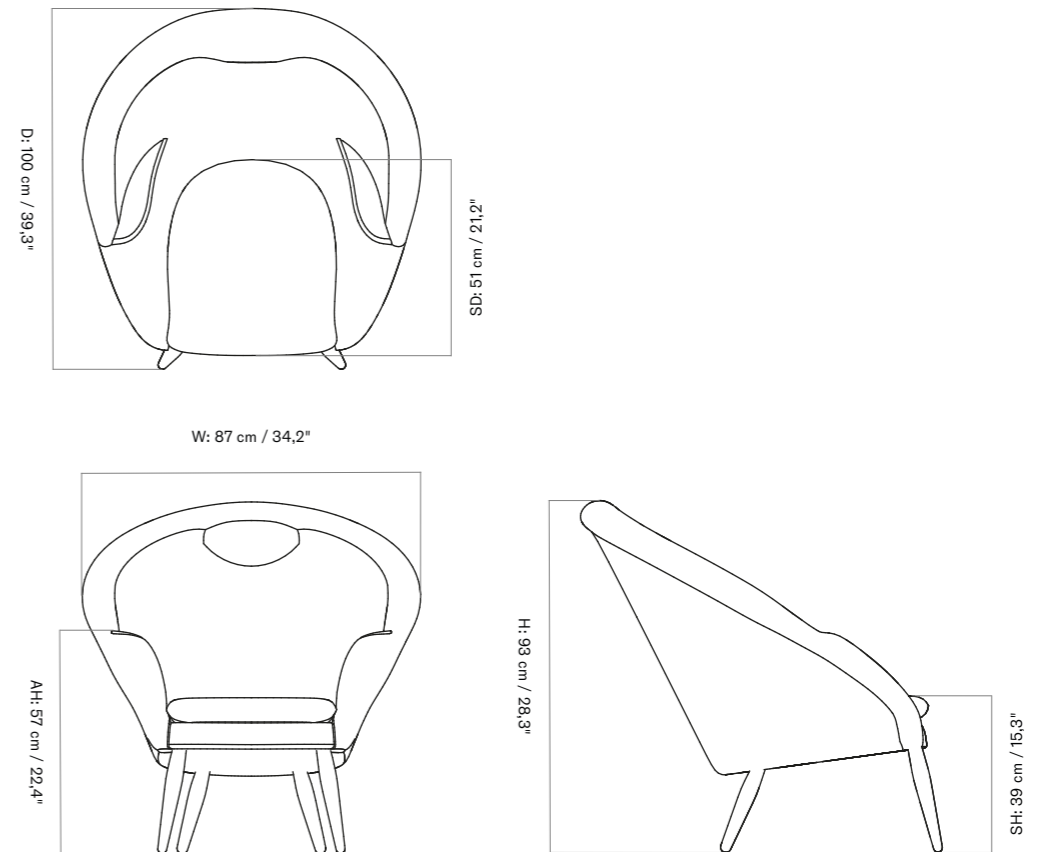
TEST
N / A

CERTIFICATIONS
TSCA title IV compliant
Crafted from FSC certified wood

PACKAGING TYPE
Brown box

PACKAGING MEASUREMENTS
(H x W x D)
98 cm x 97 cm x 95 cm / 39" x 38" x 37"

MATERIALS & MAINTENANCE
Please see page 680 for materials, care and maintenance instructions.











ODA LOUNGE CHAIR
Designed by *Arnold Madsen*

[BACK TO START](#)

SPEC OPTIONS
6–8 weeks delivery time

SKU	VARIANT
<i>Textile — Oak Base</i>	
1212002	<i>Price Category 2</i> Hallingdal 65, Kvadrat / Moss, Kvadrat, Sahco / Savanna, Kvadrat
1212003	<i>Price Category 3</i> Arctic, JAB / Safire, Kvadrat, Sahco / Vidar 4, Kvadrat, Sahco / Zero, Kvadrat, Sahco
1212004	<i>Price Category 4</i> Lupo, Dedar
<i>Textile — Walnut Base</i>	
1213002	<i>Price Category 2</i> Hallingdal 65, Kvadrat / Moss, Kvadrat, Sahco / Savanna, Kvadrat
1213003	<i>Price Category 3</i> Arctic, JAB / Safire, Kvadrat, Sahco / Vidar 4, Kvadrat, Sahco / Zero, Kvadrat, Sahco
1213004	<i>Price Category 4</i> Lupo, Dedar

RECOMMENDED COMBINATIONS
Selected combinations 6–8 weeks delivery time

SKU	VARIANT
<i>Textile — Oak Base</i>	
1212002-000000ZZ	 ODA LOUNGE CHAIR / NATURAL OAK / HALLINGDAL 65 110
1212002-000200ZZ	 ODA LOUNGE CHAIR / NATURAL OAK / HALLINGDAL 65 600
1212002-000100ZZ	 ODA LOUNGE CHAIR / NATURAL OAK / HALLINGDAL 65 200
<i>Textile — Walnut base</i>	
1213002-000200ZZ	 ODA LOUNGE CHAIR / WALNUT / HALLINGDAL 65 110
1213002-000000ZZ	 ODA LOUNGE CHAIR / WALNUT / HALLINGDAL 65 600
1213002-000100ZZ	 ODA LOUNGE CHAIR / WALNUT / HALLINGDAL 65 200



ODA OTTOMAN

Designed by *Arnold Madsen*

Designed for use with Arnold Madsen's Oda Chair but equally purposeful alone, the Oda Footstool profiles the same careful craft and embracing form, shaped to offer comfortable support when seated.

PRODUCT OPTIONS

Base



NATURAL OAK



WALNUT



PRODUCT TYPE
Ottoman

COLLI
1

ENVIRONMENT
Indoor

DIMENSIONS
H: 36 cm / 14,1"
W: 46 cm / 18,1"
D: 40 cm / 15,7"

PRODUCTION PROCESS
The CNC carved wooden parts are polished and oiled by hand to obtain a silk smooth surface.
The inner plywood components are made with a surface of foam, ready for the final upholstery, to obtain a soft seating.

TECHNICAL SPECIFICATIONS

COLOUR
Seat
Dependent upon selected upholstery

Base
Natural oiled oak
Oiled walnut

GLOSS
N / A

MATERIALS
Oak or walnut, steel, solid beech, plywood, cold foam, linen, quilt foam.

WEIGHT
12 kg / 26,4 lb

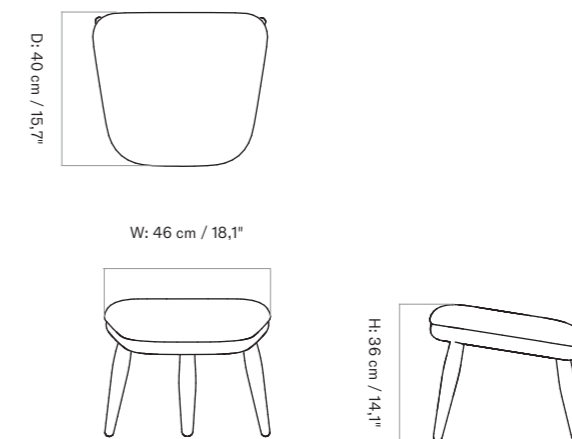
TEST
N / A

CERTIFICATIONS
TSCA title IV compliant
Crafted from FSC certified wood

PACKAGING TYPE
Brown box

PACKAGING MEASUREMENTS
(H x W x D)
53 cm x 50 cm x 79 cm /
20,8" x 19,6" x 31,1"

MATERIALS & MAINTENANCE
Please see page 680 for materials, care and maintenance instructions.











ODA OTTOMAN
Designed by *Arnold Madsen*

[BACK TO START](#)

SPEC OPTIONS
6–8 weeks delivery time

SKU	VARIANT
<i>Textile — Oak Base</i>	
1214002	<i>Price Category 2</i> Hallingdal 65, Kvadrat / Moss, Kvadrat, Sahco / Savanna, Kvadrat
1214003	<i>Price Category 3</i> Arctic, JAB / Safire, Kvadrat, Sahco / Vidar 4, Kvadrat, Sahco / Zero, Kvadrat, Sahco
1214004	<i>Price Category 4</i> Lupo, Dedar
<i>Textile — Walnut Base</i>	
1215002	<i>Price Category 2</i> Hallingdal 65, Kvadrat / Moss, Kvadrat, Sahco / Savanna, Kvadrat
1215003	<i>Price Category 3</i> Arctic, JAB / Safire, Kvadrat, Sahco / Vidar 4, Kvadrat, Sahco / Zero, Kvadrat, Sahco
1215004	<i>Price Category 4</i> Lupo, Dedar

RECOMMENDED COMBINATIONS
Selected combinations 6–8 weeks delivery time

SKU	VARIANT
<i>Textile — Oak Base</i>	
1214002-000000ZZ	 ODA OTTOMAN / NATURAL OAK / HALLINGDAL 65 110
1214002-000200ZZ	 ODA OTTOMAN / NATURAL OAK / HALLINGDAL 65 600
1214002-000100ZZ	 ODA OTTOMAN / NATURAL OAK / HALLINGDAL 65 200
<i>Textile — Walnut base</i>	
1215002-000200ZZ	 ODA OTTOMAN / WALNUT / HALLINGDAL 65 110
1215002-000000ZZ	 ODA OTTOMAN / WALNUT / HALLINGDAL 65 600
1215002-000100ZZ	 ODA OTTOMAN / WALNUT / HALLINGDAL 65 200



THE SEAL LOUNGE CHAIR, HIGH BACK
Designed by *Ib Kofod-Larsen*

Designed in 1952 by Ib Kofod-Larsen, The Seal showcases the Danish designer's attention to detail, comfort and organic forms to full effect. One of his best-known designs, the casually elegant chair invites relaxation thanks to its angled frame and cushioning seat and backrest.

PRODUCT OPTIONS



TECHNICAL SPECIFICATIONS

PRODUCT TYPE
Lounge chair

COLOUR

TEST
N / A

COLLI
1

Seat
Dependent upon selected upholstery

CERTIFICATIONS
TSCA title IV compliant
Crafted from FSC certified wood

ENVIRONMENT
Indoor

Base
Natural oiled oak
Oiled walnut

PACKAGING TYPE
Brown box

DIMENSIONS
H: 92 cm / 36,2"
SH: 40 cm / 15,7"
AH: 61 cm / 24"
W: 80 cm / 34,4"
D: 82 cm / 32,2"

GLOSS
N / A

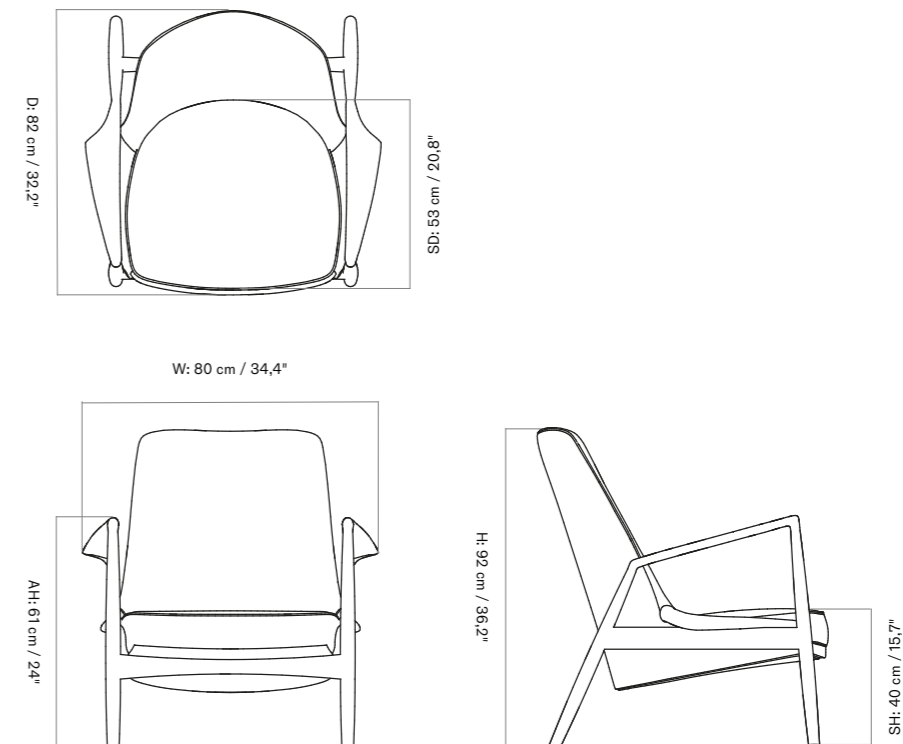
PACKAGING MEASUREMENTS
(H x W x D)
91 cm x 91 cm x 87 cm / 35,8" x 35,8" x 34"

MATERIALS
Oak or walnut, plastic, steel, solid beech, plywood, foam, felt, quilt foam, pocket springs, rubber.

MATERIALS & MAINTENANCE
Please see page 680 for materials, care and maintenance instructions.

PRODUCTION PROCESS
The CNC carved wooden parts are polished and oiled by hand to obtain a silk smooth surface.
The inner plywood components and pocket springs in the seat are made with a surface of foam, ready for the final upholstery, to obtain a soft seating.

WEIGHT
29 kg / 63,9 lb





THE SEAL LOUNGE CHAIR, HIGH BACK
Designed by *Ib Kofod-Larsen*

[BACK TO START](#)

SPEC OPTIONS
6–8 weeks delivery time

SKU	VARIANT
<i>Textile — Oak Base</i>	
1223000	<i>Price Category 0</i> Audo Bouclé, Audo
1223001	<i>Price Category 1</i> Barnum Bouclé, Audo / Champion, JAB / Illusion, Nevotex / Hot Madison, JAB / Remix 3, Kvadrat / Re-wool, Kvadrat
1223002	<i>Price Category 2</i> Canvas 2, Kvadrat / Clay, Kvadrat, Sahco / Colline 2, Kvadrat / Fiord 2, Kvadrat / Hallingdal 65, Kvadrat / Moss, Kvadrat, Sahco / Reflect, Kvadrat / Savanna, Kvadrat / Steelcut 2, Kvadrat / Steelcut Trio 3, Kvadrat
1223003	<i>Price Category 3</i> Arctic, JAB / Safire, Kvadrat, Sahco / Vidar 4, Kvadrat, Sahco / Zero, Kvadrat, Sahco
1223004	<i>Price Category 4</i> Doppiopanama, Dedar / Grand Mohair, Danish Art Weaving / Lupo, Dedar
<i>Leather — Oak Base</i>	
1223005	<i>Price Category 1</i> Dakar, Nevotex / Envy, Sørensen Leather / Ultra, Sørensen Leather
1223006	<i>Price Category 2</i> Dunes, Sørensen Leather / Nuance, Sørensen Leather
1223007	<i>Price Category 3</i> Royal Nubuck, Sørensen Leather
1223008	<i>Price Category 4</i> Elegance, Sørensen Leather

SPEC OPTIONS
6–8 weeks delivery time







SKU	VARIANT
<i>Textile — Walnut Base</i>	
1224000	<i>Price Category 0</i> Audo Bouclé, Audo
1224001	<i>Price Category 1</i> Barnum Bouclé, Audo / Champion, JAB / Illusion, Nevotex / Hot Madison, JAB / Remix 3, Kvadrat / Re-wool, Kvadrat
1224002	<i>Price Category 2</i> Canvas 2, Kvadrat / Clay, Kvadrat, Sahco / Colline 2, Kvadrat / Fiord 2, Kvadrat / Hallingdal 65, Kvadrat / Moss, Kvadrat, Sahco / Reflect, Kvadrat / Savanna, Kvadrat / Steelcut 2, Kvadrat / Steelcut Trio 3, Kvadrat
1224003	<i>Price Category 3</i> Arctic, JAB / Safire, Kvadrat, Sahco / Vidar 4, Kvadrat, Sahco / Zero, Kvadrat, Sahco
1224004	<i>Price Category 4</i> Doppiopanama, Dedar / Grand Mohair, Danish Art Weaving / Lupo, Dedar
<i>Leather — Walnut Base</i>	
1224005	<i>Price Category 1</i> Dakar, Nevotex / Envy, Sørensen Leather / Ultra, Sørensen Leather
1224006	<i>Price Category 2</i> Dunes, Sørensen Leather / Nuance, Sørensen Leather
1224007	<i>Price Category 3</i> Royal Nubuck, Sørensen Leather
1224008	<i>Price Category 4</i> Elegance, Sørensen Leather



THE SEAL LOUNGE CHAIR, HIGH BACK
Designed by *Ib Kofod-Larsen*

[BACK TO START](#)

RECOMMENDED COMBINATIONS
Selected combinations 6–8 weeks delivery time

SKU	VARIANT
<i>Oak Base</i>	
1223001-000000ZZ	 THE SEAL LOUNGE CHAIR, HIGH BACK / NATURAL OAK / RE-WOOL 218
1223005-000000ZZ	 THE SEAL LOUNGE CHAIR, HIGH BACK / NATURAL OAK / DAKAR 0329
1223005-000A00ZZ	 THE SEAL LOUNGE CHAIR, HIGH BACK / NATURAL OAK / DAKAR 0842
<i>Walnut base</i>	
1224001-000000ZZ	 THE SEAL LOUNGE CHAIR, HIGH BACK / WALNUT / RE-WOOL 218
1224005-000A00ZZ	 THE SEAL LOUNGE CHAIR, HIGH BACK / WALNUT / DAKAR 0329
1224005-000000ZZ	 THE SEAL LOUNGE CHAIR, HIGH BACK / WALNUT / DAKAR 0842



THE SEAL LOUNGE CHAIR, LOW BACK
Designed by *Ib Kofod-Larsen*

Designed in 1952 by Ib Kofod-Larsen, The Seal showcases the Danish designer's attention to detail, comfort and organic forms to full effect. One of his best-known designs, the casually elegant chair invites relaxation thanks to its angled frame and cushioning seat and backrest.

PRODUCT OPTIONS



TECHNICAL SPECIFICATIONS

PRODUCT TYPE
Lounge chair

COLLI
1

ENVIRONMENT
Indoor

DIMENSIONS
H: 73 cm / 28,7"
SH: 40 cm / 15,7"
AH: 61 cm / 24"
W: 80 cm / 34,4"
D: 77 cm / 30,3"

PRODUCTION PROCESS
The CNC carved wooden parts are polished and oiled by hand to obtain a silk smooth surface.
The inner plywood components and pocket springs are made with a surface of foam, ready for the final upholstery, to obtain a soft seating.

COLOUR
Seat
Dependent upon selected upholstery

Base
Natural oiled oak
Oiled walnut

GLOSS
N / A

MATERIALS
Oak or walnut, plastic, steel, solid beech, plywood, foam, felt, quilt foam, pocket springs, rubber.

WEIGHT
28 kg / 61,7 lb

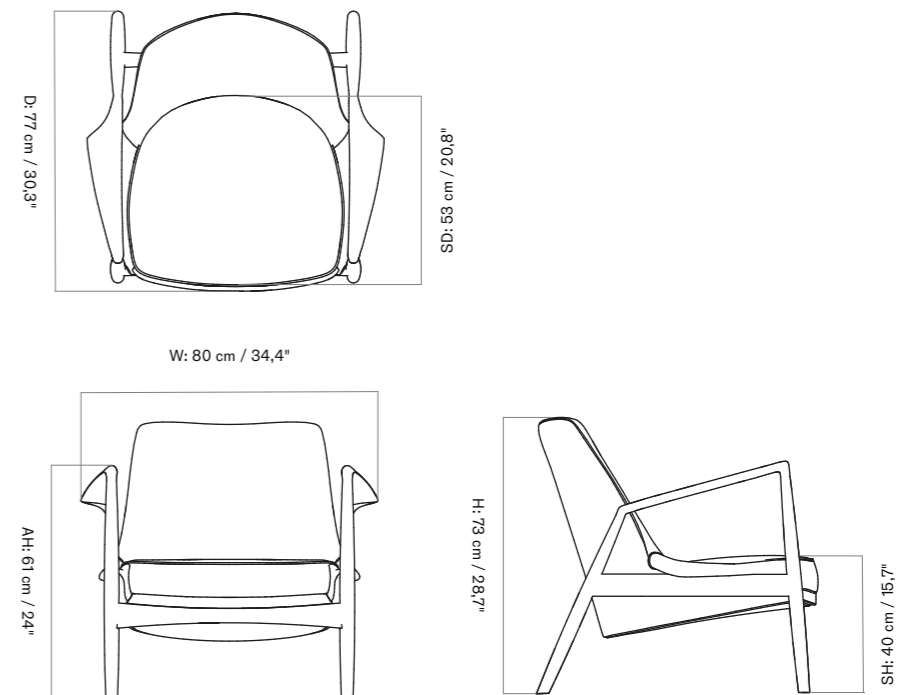
TEST
N / A

CERTIFICATIONS
TSCA title IV compliant
Crafted from FSC certified wood

PACKAGING TYPE
Brown box

PACKAGING MEASUREMENTS
(H x W x D)
91 cm x 91 cm x 87 cm / 35,8" x 35,8" x 34"

MATERIALS & MAINTENANCE
Please see page 680 for materials, care and maintenance instructions.





THE SEAL LOUNGE CHAIR, LOW BACK
Designed by *Ib Kofod-Larsen*

[BACK TO START](#)

SPEC OPTIONS
6–8 weeks delivery time

SKU	VARIANT
<i>Textile — Oak Base</i>	
1225000	<i>Price Category 0</i> Audo Bouclé, Audo
1225001	<i>Price Category 1</i> Barnum Bouclé, Audo / Champion, JAB / Illusion, Nevotex / Hot Madison, JAB / Remix 3, Kvadrat / Re-wool, Kvadrat
1225002	<i>Price Category 2</i> Canvas 2, Kvadrat / Clay, Kvadrat, Sahco / Colline 2, Kvadrat / Fiord 2, Kvadrat / Hallingdal 65, Kvadrat / Moss, Kvadrat, Sahco / Reflect, Kvadrat / Savanna, Kvadrat / Steelcut 2, Kvadrat / Steelcut Trio 3, Kvadrat
1225003	<i>Price Category 3</i> Arctic, JAB / Safire, Kvadrat, Sahco / Vidar 4, Kvadrat, Sahco / Zero, Kvadrat, Sahco
1225004	<i>Price Category 4</i> Doppiopanama, Dedar / Grand Mohair, Danish Art Weaving / Lupo, Dedar
<i>Leather — Oak Base</i>	
1225005	<i>Price Category 1</i> Dakar, Nevotex / Envy, Sørensen Leather / Ultra, Sørensen Leather
1225006	<i>Price Category 2</i> Dunes, Sørensen Leather / Nuance, Sørensen Leather
1225007	<i>Price Category 3</i> Royal Nubuck, Sørensen Leather
1225008	<i>Price Category 4</i> Elegance, Sørensen Leather

SPEC OPTIONS
6–8 weeks delivery time







SKU	VARIANT
<i>Textile — Walnut Base</i>	
1226000	<i>Price Category 0</i> Audo Bouclé, Audo
1226001	<i>Price Category 1</i> Barnum Bouclé, Audo / Champion, JAB / Illusion, Nevotex / Hot Madison, JAB / Remix 3, Kvadrat / Re-wool, Kvadrat
1226002	<i>Price Category 2</i> Canvas 2, Kvadrat / Clay, Kvadrat, Sahco / Colline 2, Kvadrat / Fiord 2, Kvadrat / Hallingdal 65, Kvadrat / Moss, Kvadrat, Sahco / Reflect, Kvadrat / Savanna, Kvadrat / Steelcut 2, Kvadrat / Steelcut Trio 3, Kvadrat
1226003	<i>Price Category 3</i> Arctic, JAB / Safire, Kvadrat, Sahco / Vidar 4, Kvadrat, Sahco / Zero, Kvadrat, Sahco
1226004	<i>Price Category 4</i> Doppiopanama, Dedar / Grand Mohair, Danish Art Weaving / Lupo, Dedar
<i>Leather — Walnut Base</i>	
1226005	<i>Price Category 1</i> Dakar, Nevotex / Envy, Sørensen Leather / Ultra, Sørensen Leather
1226006	<i>Price Category 2</i> Dunes, Sørensen Leather / Nuance, Sørensen Leather
1226007	<i>Price Category 3</i> Royal Nubuck, Sørensen Leather
1226008	<i>Price Category 4</i> Elegance, Sørensen Leather



THE SEAL LOUNGE CHAIR, LOW BACK
Designed by *Ib Kofod-Larsen*

[BACK TO START](#)

RECOMMENDED COMBINATIONS
Selected combinations 6–8 weeks delivery time

SKU	VARIANT
<i>Oak Base</i>	
1225001-000000ZZ	 THE SEAL LOUNGE CHAIR, LOW BACK / NATURAL OAK / RE-WOOL 218
1225005-000000ZZ	 THE SEAL LOUNGE CHAIR, LOW BACK / NATURAL OAK / DAKAR 0329
1225005-000A00ZZ	 THE SEAL LOUNGE CHAIR, LOW BACK / NATURAL OAK / DAKAR 0842
<i>Walnut base</i>	
1226001-000000ZZ	 THE SEAL LOUNGE CHAIR, LOW BACK / WALNUT / RE-WOOL 218
1226005-000A00ZZ	 THE SEAL LOUNGE CHAIR, LOW BACK / WALNUT / DAKAR 0329
1226005-000000ZZ	 THE SEAL LOUNGE CHAIR, LOW BACK / WALNUT / DAKAR 0842



THE SEAL OTTOMAN

Designed by *Ib Kofod-Larsen*

Designed in 1952 to complement The Seal Chair, this corresponding footstool offers the same signature attention to detail, comfort and organic forms that have made Ib Kofod-Larsen a pioneer of mid-century modern design.

PRODUCT OPTIONS

Base



NATURAL OAK



WALNUT



TECHNICAL SPECIFICATIONS

PRODUCT TYPE
Ottoman

COLLI
1

ENVIRONMENT
Indoor

DIMENSIONS
H: 40 cm / 15,7"
W: 75 cm / 29,5"
D: 45 cm / 17,7"

PRODUCTION PROCESS
The CNC carved wooden parts are polished and oiled by hand to obtain a silk smooth surface.
The inner plywood components are made with a surface of foam, ready for the final upholstery, to obtain a soft seating.

COLOUR
Seat
Dependent upon selected upholstery

Base
Natural oiled oak
Oiled walnut

GLOSS
N / A

MATERIALS
Oak or walnut, plastic, steel, solid beech, plywood, foam, felt, quilt foam, pocket springs, rubber.

WEIGHT
15 kg / 33 lb

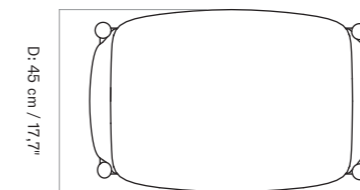
TEST
N / A

CERTIFICATIONS
TSCA title IV compliant
Crafted from FSC certified wood

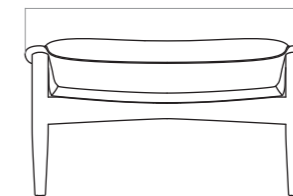
PACKAGING TYPE
Brown box

PACKAGING MEASUREMENTS
(H x W x D)
53 cm x 50 cm x 79 cm /
20,8" x 19,6" x 31,1"

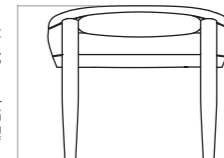
MATERIALS & MAINTENANCE
Please see page 680 for materials, care and maintenance instructions.



W: 75 cm / 29,5"



H: 40 cm / 15,7"





THE SEAL OTTOMAN
Designed by *Ib Kofod-Larsen*

[BACK TO START](#)

SPEC OPTIONS
6–8 weeks delivery time

SKU	VARIANT
<i>Textile — Oak Base</i>	
1227000	<i>Price Category 0</i> Audo Bouclé, Audo
1227001	<i>Price Category 1</i> Barnum Bouclé, Audo / Champion, JAB / Illusion, Nevotex / Hot Madison, JAB / Remix 3, Kvadrat / Re-wool, Kvadrat
1227002	<i>Price Category 2</i> Canvas 2, Kvadrat / Clay, Kvadrat, Sahco / Colline 2, Kvadrat / Fiord 2, Kvadrat / Hallingdal 65, Kvadrat / Moss, Kvadrat, Sahco / Reflect, Kvadrat / Savanna, Kvadrat / Steelcut 2, Kvadrat / Steelcut Trio 3, Kvadrat
1227003	<i>Price Category 3</i> Arctic, JAB / Safire, Kvadrat, Sahco / Vidar 4, Kvadrat, Sahco / Zero, Kvadrat, Sahco
1227004	<i>Price Category 4</i> Doppiopanama, Dedar / Grand Mohair, Danish Art Weaving / Lupo, Dedar
<i>Leather — Oak Base</i>	
1227005	<i>Price Category 1</i> Dakar, Nevotex / Envy, Sørensen Leather / Ultra, Sørensen Leather
1227006	<i>Price Category 2</i> Dunes, Sørensen Leather / Nuance, Sørensen Leather
1227007	<i>Price Category 3</i> Royal Nubuck, Sørensen Leather
1227008	<i>Price Category 4</i> Elegance, Sørensen Leather

SPEC OPTIONS
6–8 weeks delivery time







SKU	VARIANT
<i>Textile — Walnut Base</i>	
1228000	<i>Price Category 0</i> Audo Bouclé, Audo
1228001	<i>Price Category 1</i> Barnum Bouclé, Audo / Champion, JAB / Illusion, Nevotex / Hot Madison, JAB / Remix 3, Kvadrat / Re-wool, Kvadrat
1228002	<i>Price Category 2</i> Canvas 2, Kvadrat / Clay, Kvadrat, Sahco / Colline 2, Kvadrat / Fiord 2, Kvadrat / Hallingdal 65, Kvadrat / Moss, Kvadrat, Sahco / Reflect, Kvadrat / Savanna, Kvadrat / Steelcut 2, Kvadrat / Steelcut Trio 3, Kvadrat
1228003	<i>Price Category 3</i> Arctic, JAB / Safire, Kvadrat, Sahco / Vidar 4, Kvadrat, Sahco / Zero, Kvadrat, Sahco
1228004	<i>Price Category 4</i> Doppiopanama, Dedar / Grand Mohair, Danish Art Weaving / Lupo, Dedar
<i>Leather — Walnut Base</i>	
1228005	<i>Price Category 1</i> Dakar, Nevotex / Envy, Sørensen Leather / Ultra, Sørensen Leather
1228006	<i>Price Category 2</i> Dunes, Sørensen Leather / Nuance, Sørensen Leather
1228007	<i>Price Category 3</i> Royal Nubuck, Sørensen Leather
1228008	<i>Price Category 4</i> Elegance, Sørensen Leather



THE SEAL OTTOMAN
Designed by *Ib Kofod-Larsen*

[BACK TO START](#)

RECOMMENDED COMBINATIONS
Selected combinations 6–8 weeks delivery time

SKU	VARIANT
<i>Oak Base</i>	
1227001-000000ZZ	 THE SEAL OTTOMAN / NATURAL OAK / RE-WOOL 218
1227005-000000ZZ	 THE SEAL OTTOMAN / NATURAL OAK / DAKAR 0329
1227005-000A00ZZ	 THE SEAL OTTOMANK / NATURAL OAK / DAKAR 0842
<i>Walnut base</i>	
1228001-000000ZZ	 THE SEAL OTTOMAN / WALNUT / RE-WOOL 218
1228005-000A00ZZ	 THE SEAL OTTOMAN / WALNUT / DAKAR 0329
1228005-000000ZZ	 THE SEAL OTTOMAN / WALNUT / DAKAR 0842

 Afterroom Stool →

 Afterroom Counter Stool →

 Afterroom Bar Stool →

 Passage Stool →

 Passage Counter Stool →

 Passage Bar Stool →

 ML 42, Shoemaker Stool →

 ML 42, Counter Stool →

 ML 42, Bar Stool →

 Afterroom Bench →

Stool with tubular powder coated steel, with a circular footrest. Available with or without upholstered seat.



PRODUCT OPTIONS

Seat



WITHOUT UPHOLSTERY

WITH UPHOLSTERY

Powder coated steel base



BLACK STEEL

Spec options

Available in fabrics from our upholstery programme. Standard lead times apply.

For custom upholstery, please refer to the guiding textile/leather consumption:
COM: 0,59 m / 0,649 yds
COL: 0,88 m² / 9,4776 sqft

Prices excl. custom upholstery are equal to Price Category 1 Textile or Leather. Contact Sales support for approval of custom upholstery and to place your order.

The above textile consumption is only valid for textile rolls with a width equal to or greater than 140 cm. For smaller textile rolls, please contact Sales Support for guidance. For textile with pattern, please expect a higher usage for correct pattern fitting. Please contact Sales Support for guidance.

PRODUCT TYPE
Stool

COLLI
1

ENVIRONMENT
Indoor

DIMENSIONS
H: 46 cm / 18,1"
Ø: 45,4 cm / 17,9"
D: 45,4 cm / 17,9"

PRODUCTION PROCESS
The base is made of bent, welded steel tubes with a powder coated finish. The seat is milled MDF with a painted finish. The upholstered seat is made of plywood upholstery shell, foam and fabric.

TECHNICAL SPECIFICATIONS

COLOUR

Seat without upholstery
Black (RAL 9005)

Seat with upholstery
Dependent upon selected upholstery

Base
Black (RAL 9005)

GLOSS
Gloss 10-20

MATERIALS
Powder coated steel, painted MDF, CAL117, upholstery

WEIGHT
Without upholstery: 3,5 kg / 7,7 lb
With upholstery: 2,9 kg / 6,4 lb

TEST
N / A

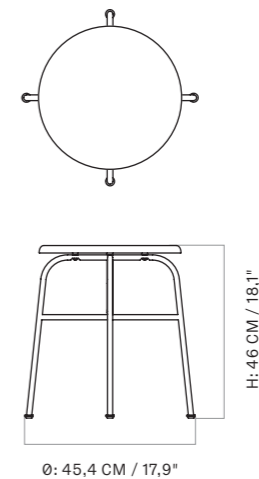
CERTIFICATIONS
TSCA title VI compliant

Declare.

PACKAGING TYPE
Brown box

PACKAGING MEASUREMENTS
(H × W × D)
49 cm × 40 cm × 40 cm /
19,3" × 15,7" × 15,7"

MATERIALS & MAINTENANCE
Please see page 680 for materials, care and maintenance instructions.



SPEC OPTIONS
6–8 weeks delivery time

QUICK SHIP OPTIONS
Selected combinations up to 4 weeks delivery time.

SKU	VARIANT
<i>Textile — Natural oak base</i>	
8480020	<i>Price Category 0</i> Audo Bouclé, Audo
8480001	<i>Price Category 1</i> Barnum Bouclé, Audo / Champion, JAB / Illusion, Nevotex / Hot Madison, JAB / Maple, Kvadrat / Remix 3, Kvadrat / Re-wool, Kvadrat
8480002	<i>Price Category 2</i> Canvas 2, Kvadrat / Clay, Kvadrat, Sahco / Colline 2, Kvadrat / Fiord 2, Kvadrat / Hallingdal 65, Kvadrat / Moss, Kvadrat, Sahco / Reflect, Kvadrat / Savanna, Kvadrat / Steelcut 2, Kvadrat / Steelcut Trio 3, Kvadrat
8480003	<i>Price Category 3</i> Arctic, JAB / Safire, Kvadrat, Sahco / Vidar 4, Kvadrat, Sahco / Zero, Kvadrat, Sahco
8480008	<i>Price Category 4</i> Cabanon Soft, Designers Guild / Doppiopanama, Dedar / Grand Mohair, Danish Art Weaving / Lupo, Dedar
<i>Leather — Natural oak base</i>	
8480004	<i>Price Category 1</i> Dakar, Nevotex / Envy, Sørensen Leather / Ultra, Sørensen Leather
8480005	<i>Price Category 2</i> Dunes, Sørensen Leather / Nuance, Sørensen Leather
8480006	<i>Price Category 3</i> Royal Nubuck, Sørensen Leather
8480007	<i>Price Category 4</i> Elegance, Sørensen Leather

SKU	VARIANT
<i>Brasilia Ottoman — Walnut base</i>	
8480530	 AFTERROOM STOOL, BLACK STEEL / BLACK



AFTERROOM COUNTER STOOL

Designed by *Afteroom*

[BACK TO START](#)

Counter stool with tubular powder coated steel, with a circular footrest. Available with or without upholstered seat.



PRODUCT OPTIONS

Seat



WITHOUT UPHOLSTERY



WITH UPHOLSTERY

Powder coated steel base



BLACK STEEL

Spec options

Available in fabrics from our upholstery programme. Standard lead times apply.

For custom upholstery, please refer to the guiding textile/leather consumption:
COM: 0,59 m / 0,649 yds
COL: 0,88 m² / 9,4776 sqft

Prices excl. custom upholstery are equal to Price Category 1 Textile or Leather. Contact Sales support for approval of custom upholstery and to place your order.

The above textile consumption is only valid for textile rolls with a width equal to or greater than 140 cm. For smaller textile rolls, please contact Sales Support for guidance. For textile with pattern, please expect a higher usage for correct pattern fitting. Please contact Sales Support for guidance.

PRODUCT TYPE
Counter and bar stool

COLLI
1

ENVIRONMENT
Indoor

DIMENSIONS
H: 63,5 cm / 25"
Ø: 48 cm / 18,9"

PRODUCTION PROCESS
The base is made of bended and welded steel tubes. The base has a powder coated finish. The seat is milled MDF with a painted finish. The upholstered seat is made on plywood upholstery shell, foam and upholstery.

TECHNICAL SPECIFICATIONS

COLOUR

Seat without upholstery
Black (RAL 9005)

Seat with upholstery
Dependent upon selected upholstery

Base
Black (RAL 9005)

GLOSS
Gloss 10-20

MATERIALS
Powder coated steel, painted MDF, CAL117 foam, upholstery

WEIGHT
Without upholstery: 4,2 kg / 9,3 lb
With upholstery: 3,6 kg / 8 lb

TEST
N / A

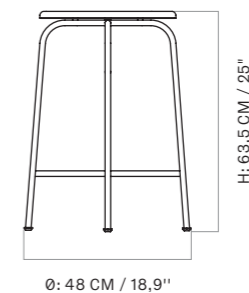
CERTIFICATIONS
TSCA title VI compliant

Declare.

PACKAGING TYPE
Brown box

PACKAGING MEASUREMENTS
(H × W × D)
75,5 cm × 43,3 cm × 43,3 cm /
29,7" × 17" × 17"

MATERIALS & MAINTENANCE
Please see page 680 for materials, care and maintenance instructions.





AFTERROOM COUNTER STOOL
Designed by *Afterroom*

[BACK TO START](#)

SPEC OPTIONS
6–8 weeks delivery time

SKU	VARIANT
<i>Textile — Natural oak base</i>	
9480020	<i>Price Category 0</i> Audo Bouclé, Audo
9480001	<i>Price Category 1</i> Barnum Bouclé, Audo / Champion, JAB / Illusion, Nevotex / Hot Madison, JAB / Maple, Kvadrat / Remix 3, Kvadrat / Re-wool, Kvadrat
9480002	<i>Price Category 2</i> Canvas 2, Kvadrat / Clay, Kvadrat, Sahco / Colline 2, Kvadrat / Fiord 2, Kvadrat / Hallingdal 65, Kvadrat / Moss, Kvadrat, Sahco / Reflect, Kvadrat / Savanna, Kvadrat / Steelcut 2, Kvadrat / Steelcut Trio 3, Kvadrat
9480003	<i>Price Category 3</i> Arctic, JAB / Safire, Kvadrat, Sahco / Vidar 4, Kvadrat, Sahco / Zero, Kvadrat, Sahco
9480008	<i>Price Category 4</i> Cabanon Soft, Designers Guild / Doppiopanama, Dedar / Grand Mohair, Danish Art Weaving / Lupo, Dedar
<i>Leather — Natural oak base</i>	
9480004	<i>Price Category 1</i> Dakar, Nevotex / Envy, Sørensen Leather / Ultra, Sørensen Leather
9480005	<i>Price Category 2</i> Dunes, Sørensen Leather / Nuance, Sørensen Leather
9480006	<i>Price Category 3</i> Royal Nubuck, Sørensen Leather
9480007	<i>Price Category 4</i> Elegance, Sørensen Leather

QUICK SHIP OPTIONS
Selected combinations up to 4 weeks delivery time.

SKU	VARIANT
<i>Seat without Upholstery — Black Steel base</i>	
9480530	 AFTERROOM COUNTER STOOL, BLACK STEEL / BLACK



AFTERROOM BAR STOOL

Designed by *Afteroom*


[BACK TO START](#)

Bar stool with tubular powder coated steel, with a circular footrest.



PRODUCT OPTIONS

Seat



WITH UPHOLSTERY

Powder coated steel base



BLACK STEEL

Spec options

Available in fabrics from our upholstery programme. Standard lead times apply.

For custom upholstery, please refer to the guiding textile/leather consumption:

COM: 0,59 m / 0,649 yds
COL: 0,88 m² / 9,4776 sqft

Prices excl. custom upholstery are equal to Price Category 1 Textile or Leather. Contact Sales support for approval of custom upholstery and to place your order.

The above textile consumption is only valid for textile rolls with a width equal to or greater than 140 cm. For smaller textile rolls, please contact Sales Support for guidance. For textile with pattern, please expect a higher usage for correct pattern fitting. Please contact Sales Support for guidance.

PRODUCT TYPE
Counter and bar stool

COLLI
1

ENVIRONMENT
Indoor

DIMENSIONS
H: 73,5 cm / 28,9"
Ø: 50 cm / 19,7"

PRODUCTION PROCESS
The base is made of bended and welded steel tubes. The base has a powder coated finish. The seat is milled MDF with a painted finish. The upholstered seat is made on plywood upholstery shell, foam and upholstery.

TECHNICAL SPECIFICATIONS

COLOUR
Seat with upholstery
Dependent upon selected upholstery

Base
Black (RAL 9005)

GLOSS
Gloss 10-20

MATERIALS
Powder coated steel, painted MDF, CAL117 foam, upholstery

WEIGHT
3,8 kg / 8,4 lb

TEST
N / A

CERTIFICATIONS
TSCA title VI compliant

Declare.

PACKAGING TYPE
Brown box

PACKAGING MEASUREMENTS
(H × W × D)
75,5 cm × 43,3 cm × 43,3 cm /
29,7" × 17" × 17"

MATERIALS & MAINTENANCE
Please see page 680 for materials, care and maintenance instructions.






AFTERROOM BAR STOOL
Designed by *Afteroom*

[BACK TO START](#)

SPEC OPTIONS
6–8 weeks delivery time

SKU	VARIANT
<i>Textile — Natural oak base</i>	
9470020	<i>Price Category 0</i> Audo Bouclé, Audo
9470001	<i>Price Category 1</i> Barnum Bouclé, Audo / Champion, JAB / Illusion, Nevotex / Hot Madison, JAB / Maple, Kvadrat / Remix 3, Kvadrat / Re-wool, Kvadrat
9470002	<i>Price Category 2</i> Canvas 2, Kvadrat / Clay, Kvadrat, Sahco / Colline 2, Kvadrat / Fiord 2, Kvadrat / Hallingdal 65, Kvadrat / Moss, Kvadrat, Sahco / Reflect, Kvadrat / Savanna, Kvadrat / Steelcut 2, Kvadrat / Steelcut Trio 3, Kvadrat
9470003	<i>Price Category 3</i> Arctic, JAB / Safire, Kvadrat, Sahco / Vidar 4, Kvadrat, Sahco / Zero, Kvadrat, Sahco
9470008	<i>Price Category 4</i> Cabanon Soft, Designers Guild / Doppiopanama, Dedar / Grand Mohair, Danish Art Weaving / Lupo, Dedar
<i>Leather — Natural oak base</i>	
9470004	<i>Price Category 1</i> Dakar, Nevotex / Envy, Sørensen Leather / Ultra, Sørensen Leather
9470005	<i>Price Category 2</i> Dunes, Sørensen Leather / Nuance, Sørensen Leather
9470006	<i>Price Category 3</i> Royal Nubuck, Sørensen Leather
9470007	<i>Price Category 4</i> Elegance, Sørensen Leather

QUICK SHIP OPTIONS
Selected combinations up to 4 weeks delivery time.

SKU	VARIANT
<i>Seat without Upholstery — Black Steel base</i>	
9470530	 AFTERROOM BAR STOOL, BLACK STEEL / BLACK



PASSAGE STOOL

Designed by *Krøyer-Sætter-Lassen*

Carefully crafted with all the hallmarks of great carpentry, the Passage Stool in FSC-certified solid oak has a warm expression and an organic silhouette that invite to touch. Devised as a flatpack for quick and easy self-assembly, connecting the user to the design, it is offered in a natural or dark lacquered finish. The versatile, flexible piece can be used anywhere where an extra seat is required – at the dining table, office desk, or even as a side table or landing place for clothing in a bedroom or bathroom – and multiples can be stacked together when not in use.



PRODUCT OPTIONS

Seat & base



NATURAL OAK

STOCK OPTIONS

SKU	VARIANT
9110039	 PASSAGE STOOL, NATURAL OAK

TECHNICAL SPECIFICATIONS

PRODUCT TYPE
Stool

COLLI
1

ENVIRONMENT
Indoor

DIMENSIONS
H: 46,5 cm / 18,3"
Ø: 42,5 cm / 16,7"

PRODUCTION PROCESS
CNC cut solid wood.

COLOUR
Natural oak

MATERIALS
Oak, powder coated steel

GLOSS
N / A

WEIGHT
3,8 kg / 8,4 lb

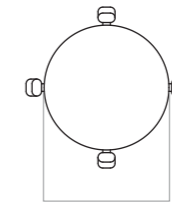
TEST
EN1022:2005, L2
EN16139:2013, L2

CERTIFICATIONS
Crafted from FSC certified oak

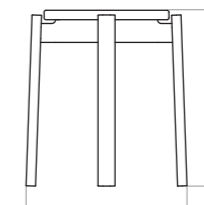
PACKAGING TYPE
N / A

PACKAGING MEASUREMENTS
(H x W x D)
N / A

MATERIALS & MAINTENANCE
Please see page 680 for materials, care and maintenance instructions.



Ø: 33 cm / 13"



H: 46,5 cm / 18,3"

Ø: 42,5 cm / 16,7"



PASSAGE COUNTER STOOL
Designed by *Skogstad & Wærnes*

[BACK TO START](#)

This solid oak stool is carefully crafted with all the hallmarks of great carpentry. Offered in a natural or dark lacquered finish, the warm expression and organic silhouette invite to touch. Place the versatile design anywhere where an extra seat is required.

PRODUCT OPTIONS

Seat & backrest





NATURAL OAK



DARK LACQUERED OAK

STOCK OPTIONS

SKU	VARIANT
9120039	 PASSAGE COUNTER STOOL, NATURAL OAK
9120959	 PASSAGE COUNTER STOOL, DARK LACQUERED OAK



TECHNICAL SPECIFICATIONS

PRODUCT TYPE
Counter stool

MATERIALS
Oak, powder coated steel

TEST
N / A

COLLI
1

GLOSS
N / A

CERTIFICATIONS
N / A

ENVIRONMENT
Indoor

WEIGHT
6,5 kg / 14,3 lb

PACKAGING TYPE
Gift box

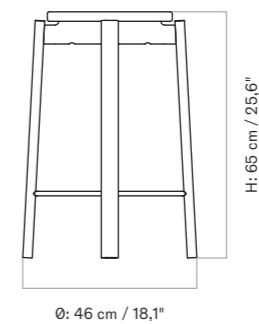
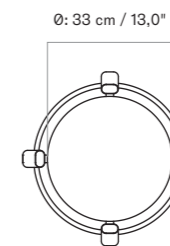
DIMENSIONS
H: 65 cm / 25,6"
Ø: 46 cm / 18,1"

PACKAGING MEASUREMENTS
(H × W × D)
15 cm × 52 cm × 70 cm /
5,91" × 20,47" × 27,56"

PRODUCTION PROCESS
CNC cut solid wood with a powder coated bended and welded steel footrest.

MATERIALS & MAINTENANCE
Please see page 680 for materials, care and maintenance instructions.

COLOUR
Natural oak
Dark lacquered oak





PASSAGE BAR STOOL
Designed by *Krøyer-Sætter-Lassen*

[BACK TO START](#)

This solid oak stool is carefully crafted with all the hallmarks of great carpentry. Offered in a natural or dark lacquered finish, the warm expression and organic silhouette invite to touch. Place the versatile design anywhere where an extra seat is required.

PRODUCT OPTIONS

Seat & backrest





NATURAL OAK



DARK LACQUERED OAK

STOCK OPTIONS

SKU	VARIANT
9115039	 PASSAGE BAR STOOL, NATURAL OAK
9115959	 PASSAGE BAR STOOL, DARK LACQUERED OAK



TECHNICAL SPECIFICATIONS

PRODUCT TYPE
Bar stool

COLLI
1

ENVIRONMENT
Indoor

DIMENSIONS
H: 75 cm / 29,5"
Ø: 47 cm / 18,5"

PRODUCTION PROCESS
CNC cut solid wood with a powder coated bended and welded steel footrest.

COLOUR
Natural oak
Dark lacquered oak

MATERIALS
Oak, powder coated steel

GLOSS
N / A

WEIGHT
7 kg / 15,4 lb


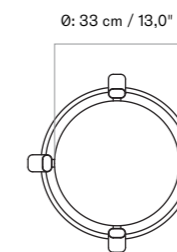
TEST
N / A

CERTIFICATIONS
N / A

PACKAGING TYPE
Gift box

PACKAGING MEASUREMENTS
(H × W × D)
15 cm × 53 cm × 79 cm /
5,91" × 20,87" × 31,1"

MATERIALS & MAINTENANCE
Please see page 680 for materials, care and maintenance instructions.



Ø: 47 cm / 18,5"

ML 42, SHOEMAKER STOOL
Designed by *Mogens Lassen*

In 1942 Mogens Lassen designed the Stool ML42 as a piece for a furniture exhibition held at the Danish Museum of Decorative Art. He took inspiration from the stools used by the shoemakers of the past, and transferred the light, elegant look to the creation of this sculptural three-legged stool. The Stool ML42 is considered a collector's item by international design connoisseurs.



PRODUCT OPTIONS

Seat



BLACK STAINED BEECH



SOAP TREATED OAK



BROWN OILED OAK

STOCK OPTIONS

SKU	VARIANT
BL41011	ML 42 STOOL, BLACK STAINED BEECH
BL41111	ML 42 STOOL, SOAP TREATED OAK
BL41411	ML 42 STOOL, BROWN OILED OAK

TECHNICAL SPECIFICATIONS

PRODUCT TYPE
Stool

COLLI
1

ENVIRONMENT
Indoor

DIMENSIONS
H: 52 cm / 20,4"
SH: 48 cm / 18,9"
W: 55,5 cm / 21,9"
D: 35 cm / 13,8"

PRODUCTION PROCESS
CNC cut solid wood.

COLOURS
Black stained beech
Soap treated oak
Brown oiled oak

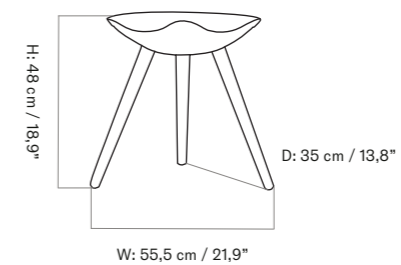
MATERIALS
Beech
Oak

WEIGHT
6,5 kg / 14,33 lb

PACKAGING TYPE
Brown box

PACKAGING MEASUREMENTS
(H × W × D)
58 cm × 38 cm × 58 cm /
22,83" × 14,96" × 22,83"

MATERIALS & MAINTENANCE
Please see page 680 for materials, care and maintenance instructions.





ML 42, COUNTER STOOL
Designed by *Mogens Lassen*

[BACK TO START](#)

In 1942 Mogens Lassen designed the Stool ML42 as a piece for a furniture exhibition held at the Danish Museum of Decorative Art. He took inspiration from the stools used by the shoemakers of the past, and transferred the light, elegant look to the creation of this sculptural three-legged stool. The Stool ML42 is considered a collector's item by international design connoisseurs.



PRODUCT OPTIONS

Seat



BLACK STAINED BEECH



SOAP TREATED OAK



BROWN OILED OAK

Footrest



STEEL



BRASS

STOCK OPTIONS

SKU	VARIANT
BL41012	ML 42 COUNTER STOOL, BLACK STAINED BEECH / STAINLESS STEEL
BL41022	ML 42 COUNTER STOOL, BLACK STAINED BEECH / BRASS
BL41112	ML 42 COUNTER STOOL, SOAP TREATED OAK / STAINLESS STEEL
BL41122	ML 42 COUNTER STOOL, SOAP TREATED OAK / BRASS
BL41412	ML 42 COUNTER STOOL, BROWN OILED OAK / STAINLESS STEEL
BL41422	ML 42 COUNTER STOOL, BROWN OILED OAK / BRASS

TECHNICAL SPECIFICATIONS

PRODUCT TYPE
Counter stool

COLLI
1

ENVIRONMENT
Indoor

DIMENSIONS
H: 73 cm / 28,7"
SH: 69 cm / 27,2"
W: 55,5 cm / 21,9"
D: 35 cm / 13,8"

PRODUCTION PROCESS
CNC cut solid wood.

COLOURS

Wood
Black stained beech
Soap treated oak
Brown oiled oak

Footrest
Brass
Steel
Brass

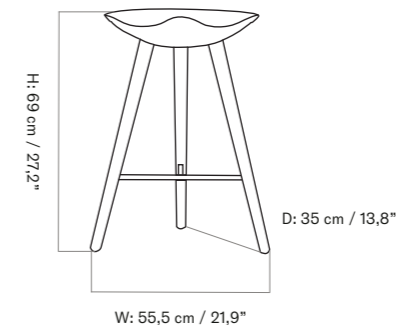
MATERIALS
Beech or oak, brass, stainless steel

WEIGHT
8 kg / 17,64 lb

PACKAGING TYPE
Brown box

PACKAGING MEASUREMENTS
(H × W × D)
79 cm × 38 cm × 58 cm /
31,1" × 14,96" × 22,83"

MATERIALS & MAINTENANCE
Please see page 680 for materials, care and maintenance instructions.





ML 42, BAR STOOL
Designed by *Mogens Lassen*

[BACK TO START](#)

In 1942 Mogens Lassen designed the Stool ML42 as a piece for a furniture exhibition held at the Danish Museum of Decorative Art. He took inspiration from the stools used by the shoemakers of the past, and transferred the light, elegant look to the creation of this sculptural three-legged stool. The Stool ML42 is considered a collector's item by international design connoisseurs.



PRODUCT OPTIONS

Seat



BLACK STAINED BEECH



SOAP TREATED OAK



BROWN OILED OAK

Footrest



STEEL



BRASS

STOCK OPTIONS

SKU	VARIANT
BL41013	ML 42 BAR STOOL, BLACK STAINED BEECH / STAINLESS STEEL
BL41023	ML 42 BAR STOOL, BLACK STAINED BEECH / BRASS
BL41043	ML 42 BAR STOOL, SOAP TREATED OAK / STAINLESS STEEL
BL41123	ML 42 BAR STOOL, SOAP TREATED OAK / BRASS
BL41413	ML 42 BAR STOOL, BROWN OILED OAK / STAINLESS STEEL
BL41423	ML 42 BAR STOOL, BROWN OILED OAK / BRASS

TECHNICAL SPECIFICATIONS

PRODUCT TYPE
Bar stool

COLLI
1

ENVIRONMENT
Indoor

DIMENSIONS
H: 81 cm / 31,9"
SH: 77 cm / 30,3"
W: 55,5 cm / 21,9"
D: 35 cm / 13,8"

PRODUCTION PROCESS
CNC cut solid wood.

COLOURS

Wood
Black stained beech
Soap treated oak
Brown oiled oak

Footrest
Brass
Steel
Brass

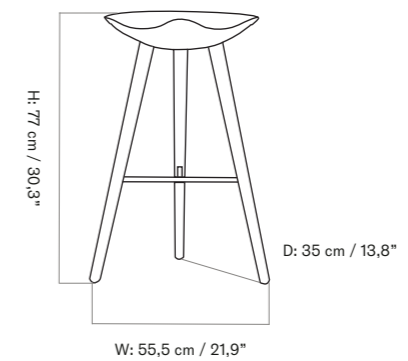
MATERIALS
Beech or oak, brass, stainless steel

WEIGHT
8 kg / 17,64 lb

PACKAGING TYPE
Brown box

PACKAGING MEASUREMENTS
(H × W × D)
87 cm × 38 cm × 58 cm /
34,25" × 14,96" × 22,83"

MATERIALS & MAINTENANCE
Please see page 680 for materials, care and maintenance instructions.





AFTERROOM BENCH

Designed by *Afteroom*

[BACK TO START](#)

Bench with powder coated steel base with padded oblong seat in leather and circular black tabletop in Nero Marquina marble.



PRODUCT OPTIONS

Seat



WITH UPHOLSTERY

Powder coated steel base



BLACK STEEL

Tabletop



NERO MARQUINA MARBLE

Spec options

Available in fabrics from our upholstery programme. Standard lead times apply.

For custom upholstery, please refer to the guiding textile/leather consumption:
COM: 0,59 m / 0,649 yds
COL: 0,88 m² / 9,4776 sqft

Prices excl. custom upholstery are equal to Price Category 1 Textile or Leather. Contact Sales support for approval of custom upholstery and to place your order.

The above textile consumption is only valid for textile rolls with a width equal to or greater than 140 cm. For smaller textile rolls, please contact Sales Support for guidance. For textile with pattern, please expect a higher usage for correct pattern fitting. Please contact Sales Support for guidance.

TECHNICAL SPECIFICATIONS

PRODUCT TYPE
Bench

COLLI
1

ENVIRONMENT
Indoor

Dimensions H: 60 cm / 23,6"
SH: 45 cm / 17,7"
W: 116 cm / 45,7"
D: 37 cm / 14,6"

Production Process The base is made of bent, welded steel tubes with a powder coated finish. The upholstered seat is made of plywood upholstery shell, foam and fabric. The marble top is CNC-cut and polished and treated with a sealer.

COLOUR

Black / Black (Dunes 21003)
Black / Cognac (Dunes 21000)
Black (RAL 9005)
Nero Marquina marble

GLOSS
Gloss 10-20

MATERIALS
Powder coated steel, marquina marble, CAL117 foam and upholstery

WEIGHT
16 kg / 35,3 lb

TEST
N / A

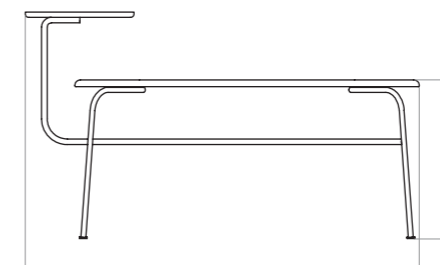
CERTIFICATIONS
TSCA title VI compliant

Declare.

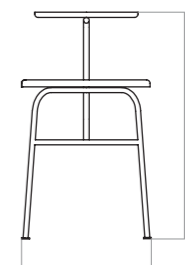
PACKAGING TYPE
Brown box

PACKAGING MEASUREMENTS
(H × W × D)
63,5 cm × 121,5 cm × 42,5 cm /
25" × 47,8" × 16,7"

MATERIALS & MAINTENANCE
Please see page 680 for materials, care and maintenance instructions.



W: 116 cm / 45,7"



SH: 45 cm / 17,7"
D: 37 cm / 14,6"



AFTERROOM BENCH

Designed by *Afteroom*

[BACK TO START](#)


SPEC OPTIONS

6–8 weeks delivery time

SKU	VARIANT
<i>Textile — Seat with upholstery — Powder coated steel base — Black steel — Tabletop — Marquina marble</i>	
8870520	<i>Price Category 0</i> Audo Bouclé, Audo
8870501	<i>Price Category 1</i> Barnum Bouclé, Audo / Champion, JAB / Illusion, Nevotex / Hot Madison, JAB / Maple, Kvadrat / Remix 3, Kvadrat / Re-wool, Kvadrat
8870502	<i>Price Category 2</i> Canvas 2, Kvadrat / Clay, Kvadrat, Sahco / Colline 2, Kvadrat / Fiord 2, Kvadrat / Hallingdal 65, Kvadrat / Moss, Kvadrat, Sahco / Reflect, Kvadrat / Savanna, Kvadrat / Steelcut 2, Kvadrat / Steelcut Trio 3, Kvadrat
8870503	<i>Price Category 3</i> Arctic, JAB / Safire, Kvadrat, Sahco / Vidar 4, Kvadrat, Sahco / Zero, Kvadrat, Sahco
8870508	<i>Price Category 4</i> Cabanon Soft, Designers Guild / Doppiopanama, Dedar / Grand Mohair, Danish Art Weaving / Lupo, Dedar
<i>Leather seat — Seat with upholstery — Powder coated steel base — Black steel — Tabletop — Marquina marble</i>	
8870504	<i>Price Category 1</i> Dakar, Nevotex / Envy, Sørensens Leather / Ultra, Sørensens Leather
8870505	<i>Price Category 2</i> Dunes, Sørensens Leather / Nuance, Sørensens Leather
8870506	<i>Price Category 3</i> Royal Nubuck, Sørensens Leather
8870507	<i>Price Category 4</i> Elegance, Sørensens Leather


QUICK SHIP OPTIONS

Selected combinations up to 4 weeks delivery time.


SKU	VARIANT
<i>Seat with upholstery — Powder coated steel base — Black steel</i>	
8870505-000V00ZZ	 AFTERROOM BENCH, BLACK STEEL / DUNES COGNAC 21000

RECOMMENDED COMBINATIONS

Selected combinations 6–8 weeks delivery time.

SKU	VARIANT
<i>Seat with upholstery — Powder coated steel base — Black steel</i>	
8870505-000Y00ZZ	 AFTERROOM BENCH, BLACK STEEL / DUNES ANTHRAZITE 21003

 Androgyne Dining Table →

 Androgyne Dining Table, Rectangular 210 × 109 →

 Androgyne Dining Table, Rectangular 278 × 109 →

 Harbour Column Dining Table →

 Harbour Column Dining Table, Star Base →

 Snaregade Dining Table, Oval →

 Snaregade Dining Table, Ø120 →

 Snaregade Dining Table, Ø138 →

 Snaregade Dining Table, Rectangular →

ANDROGYNE DINING TABLE


Designed by *Danielle Siggerud*

Dining table with natural or dark stained solid oak base. Tabletop in matching colour (Ø120, Ø150) or Kunis Breccia stone (Ø120).



PRODUCT OPTIONS

Tabletop



NATURAL OAK

DARK STAINED OAK

KUNIS BRECCIA STONE

Oak base



NATURAL OAK

DARK STAINED OAK

PRODUCT TYPE
Dining table

COLLI
1

ENVIRONMENT
Indoor

DIMENSIONS

Ø120
W/D: 89 cm / 35"
H: 73 cm / 28,8"
Ø: 120 cm / 47,2"

Ø150
W/D: 89 cm / 35"
H: 73 cm / 28,8"
Ø: 150 cm / 59,1"

PRODUCTION PROCESS

CNC-cut and hand-polished stone or CNC-cut MDF with oak veneer. CNC-cut steel fitting with powder coated finish.

Being composed of a natural material, each product is unique and the surface may nuance compared to the images.

COLOUR

Base and tabletop
Natural oak
Dark stained oak

Marble top
Sand, Kunis Breccia stone

TECHNICAL SPECIFICATIONS

GLOSS
N / A

MATERIALS
Natural and dark stained oak veneer, MDF, Kunis Breccia stone, powder coated steel and PA plast glides

WEIGHT

Wood tabletop
Ø120: 25 kg / 55,1 lb
Ø150: 35 kg / 77,2 lb

Kunis Breccia tabletop
Ø120: 90 kg / 198,4 lb

Wood base
15 kg / 33,1 lb

TEST
N / A

CERTIFICATIONS
TSCA title VI compliant

Declare.

PACKAGING TYPE

Wood tabletop
Brown box

Kunis Breccia tabletop
Wood box

Base
Brown box

PACKAGING MEASUREMENTS (H × W × D)

Wood tabletop Ø120
5,5 cm × 121,5 cm × 121,5 cm /
2,2" × 47,8" × 47,8"

Wood tabletop Ø150
5,5 cm × 151,5 cm × 151,5 cm /
2,2" × 59,6" × 59,6"

Kunis Breccia tabletop Ø120
10 cm × 130 cm × 130 cm /
4" × 51,2" × 51,2"

Wood base
7 cm × 71,5 cm × 99,9 cm /
2,8" × 28,1" × 39,3"

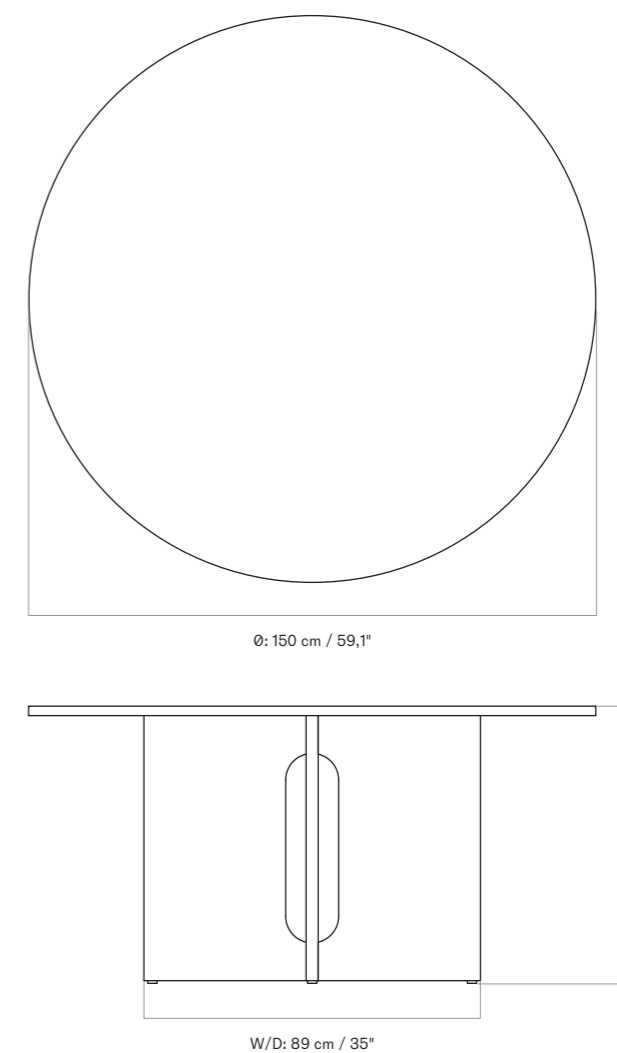
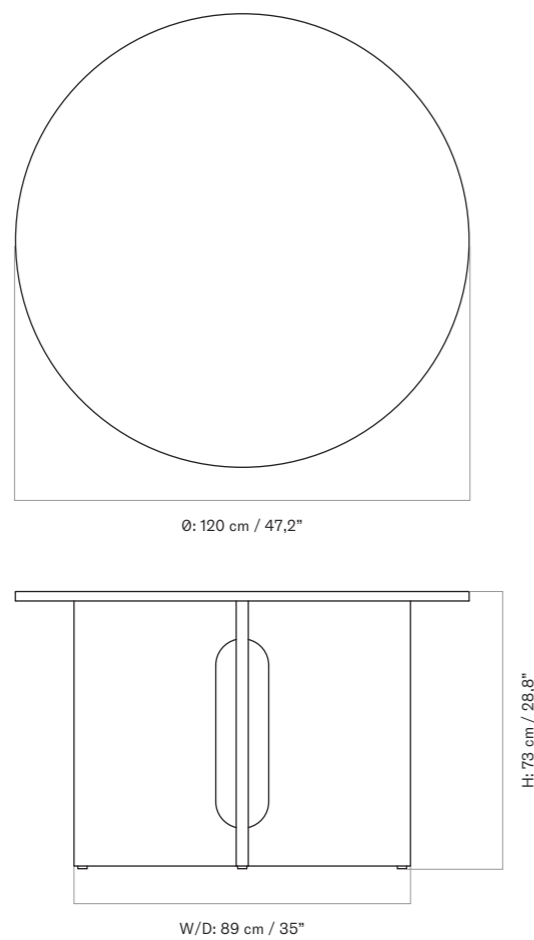
MATERIALS & MAINTENANCE
Please see page 680 for materials, care and maintenance instructions.

TECHNICAL SPECIFICATIONS

TECHNICAL SPECIFICATIONS

Androgyne Dining table, Ø120

Androgyne Dining table, Ø150



STOCK OPTIONS

SKU	VARIANT
1183039	ANDROGYNE DINING TABLE, Ø120, NATURAL OAK / NATURAL OAK
1183849	ANDROGYNE DINING TABLE, Ø120, DARK STAINED OAK / DARK STAINED OAK
1183019	ANDROGYNE DINING TABLE, Ø120, NATURAL OAK / SAND STONE
1183819	ANDROGYNE DINING TABLE, Ø120, DARK STAINED OAK / SAND STONE

SPEC OPTIONS
6–8 weeks delivery time

SKU	VARIANT
1182039	ANDROGYNE DINING TABLE, Ø150, NATURAL OAK / NATURAL OAK
1182849	ANDROGYNE DINING TABLE, Ø150, DARK STAINED OAK / DARK STAINED OAK

ANDROGYNE DINING TABLE, material *natural oak / Kunis Breccia*, designer *Danielle Siggerud*
 READY DINING CHAIR, SEAT UPHOLSTERED, material *natural oak / Hallingdal 65 200*,
 designer *Matias Møllenbach & Nick Rasmussen*
 TRIPTYCH BOWL, size *Ø30 Mocha*, designer *Mentze Ottenstein*
 AER VASE, size *H19*, designer *Gabriel Tan*



The Androgyne Collection pairs natural materials and sculptural forms to striking effect, taking its name from its blend of the masculine and feminine. A bold, confident take on a table, the rectangular iteration amplifies the dimensions of the collection's dining table to grander proportions. The architect-designed piece, crafted with a wood veneer top and base, serves as a community-style table, with room to seat from 8-10 individuals. Available in 210 cm and 278 cm, its artistic silhouette balances function and beauty.



PRODUCT OPTIONS

Tabletop



NATURAL OAK

DARK STAINED OAK

Oak base



NATURAL OAK

DARK STAINED OAK

TECHNICAL SPECIFICATIONS

PRODUCT TYPE
Dining table

COLLI
1

ENVIRONMENT
Indoor

DIMENSIONS
H: 73 cm / 28,8"
W: 210 cm / 82,7"
D: 109 cm / 42,9"

PRODUCTION PROCESS
CNC-cut and hand-polished stone or CNC-cut MDF with oak veneer. CNC-cut steel fitting with powder coated finish.

COLOUR
Natural oak
Dark stained oak

GLOSS
N / A

MATERIALS
Natural and dark stained oak veneer, MDF, powder coated steel, PA plast glides

WEIGHT
Tabletop: 54,5 kg / 120,2 lb
Base: 27,5 kg / 60,6 lb

TEST
N / A

CERTIFICATIONS
TSCA title VI compliant

Declare.

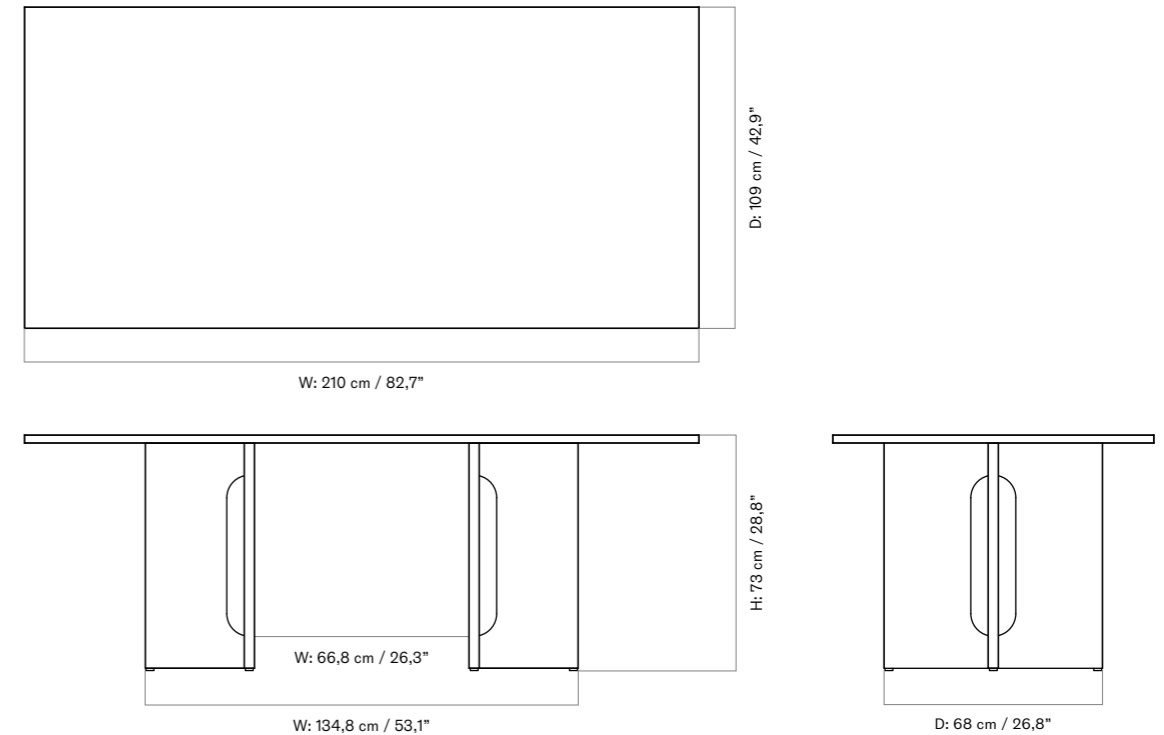
PACKAGING TYPE
Brown box

PACKAGING MEASUREMENTS
(H × W × D)



Wood tabletop
7,5 cm × 115 cm × 215 cm /
3" × 45,3" × 84,6"

Base
22 cm × 36,5 cm × 73 cm /
8,7" × 14,4" × 28,7"

MATERIALS & MAINTENANCE
Please see page 680 for materials, care and maintenance instructions.



STOCK OPTIONS

SKU	VARIANT
1185019	 ANDROGYNE DINING TABLE, RECTANGULAR, NATURAL OAK, 210 × 109
1185849	 ANDROGYNE DINING TABLE, RECTANGULAR, DARK STAINED OAK, 210 × 109



ANDROGYNE DINING TABLE, RECTANGULAR, size 280 × 110 cm, material *dark stained oak*, designer *Danielle Siggerud*
HASHIRA PENDANT LAMP, size *large*, material *white*, designer *Norm Architects*
TEAROOM LOUNGE CHAIR, material *Audo Bouclé 02*, designer *Nick Ross*



ANDROGYNE DINING TABLE, RECTANGULAR 278 × 109
Designed by *Danielle Siggerud*

[BACK TO START](#)

The Androgyne Collection pairs natural materials and sculptural forms to striking effect, taking its name from its blend of the masculine and feminine. A bold, confident take on a table, the rectangular iteration amplifies the dimensions of the collection's dining table to grander proportions. The architect-designed piece, crafted with a wood veneer top and base, serves as a community-style table, with room to seat from 8-10 individuals. Available in 210 cm and 278 cm, its artistic silhouette balances function and beauty.



PRODUCT OPTIONS

Tabletop



NATURAL OAK



DARK STAINED OAK

Oak base



NATURAL OAK



DARK STAINED OAK

TECHNICAL SPECIFICATIONS

PRODUCT TYPE
Dining table

COLLI
1

ENVIRONMENT
Indoor

DIMENSIONS
H: 73,5 cm / 28,9"
W: 279 cm / 109,4"
D: 109 cm / 42,9"

PRODUCTION PROCESS
CNC-cut and hand-polished stone or CNC-cut MDF with oak veneer. CNC-cut steel fitting with powder coated finish.

COLOUR
Natural oak
Dark stained oak

GLOSS
N / A

MATERIALS
Natural and dark stained oak veneer, MDF, powder coated steel, PA plast glides

WEIGHT
Tabletop: 75 kg / 165,3 lb
Base: 27,5 kg / 60,6 lb

TEST
N / A

CERTIFICATIONS
TSCA title VI compliant

Declare.

PACKAGING TYPE

Tabletop
Brown box

Base
Brown box

PACKAGING MEASUREMENTS
(H × W × D)

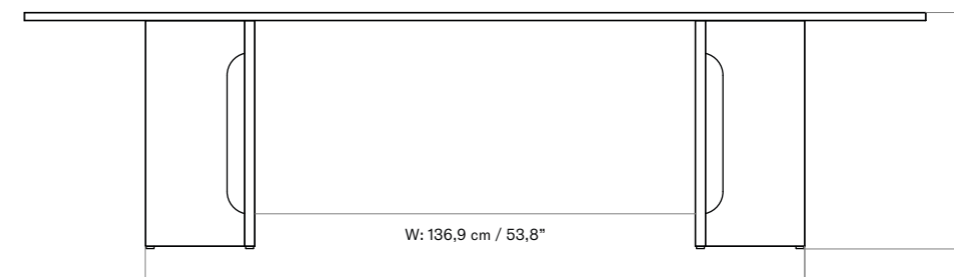
Tabletop
7,5 cm × 115 cm × 283 cm /
3" × 45,3" × 111,4"

Base
22 cm × 36,5 cm × 73 cm /
8,7" × 14,4" × 28,7"

MATERIALS & MAINTENANCE
Please see page 680 for materials, care and maintenance instructions.

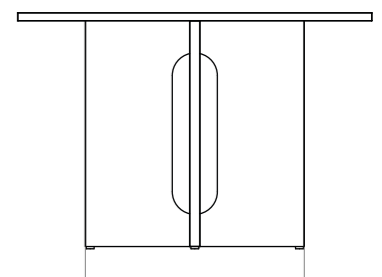


D: 109 cm / 42,9"



H: 73 cm / 28,8"

W: 204,7 cm / 80,5"





D: 68 cm / 26,8"



ANDROGYNE DINING TABLE, RECTANGULAR 280×110
Designed by *Danielle Siggerud*

BACK TO START

STOCK OPTIONS

SKU	VARIANT
1186019	 ANDROGYNE DINING TABLE, RECTANGULAR, NATURAL OAK, 278 × 109
1186849	 ANDROGYNE DINING TABLE, RECTANGULAR, DARK STAINED OAK, 278 × 109



ANDROGYNE DINING TABLE, RECTANGULAR, size 280 × 110 cm, *Dark Stained Oak*, designer *Danielle Siggerud*
 READY DINING CHAIR, VENEER, material *natural oak*, designer *Matias Møllenbach & Nick Rasmussen*
 READY DINING CHAIR, SEAT UPHOLSTERED, material *dark stained oak / Dakar 0842*, designer *Matias Møllenbach & Nick Rasmussen*
 ZET STORAGE SYSTEM, size *H158*, material *black steel / natural oak*, designer *Kaschkasch Cologne*
 TRIPTYCH BOWLS, material *Ø30 mocha / Ø22 coral bluse / Ø15 crème*, designer *Mentze Ottenstein*
 YANA BREWING POT, *Grey Glazed*, designer *Norm Architects*
 UMANOFF CANDLE HOLDER, designer *Umanoff*
 AER BOWL, designer *Gabriel Tan*
 AER VASE H33, designer *Gabriel Tan*
 STRANDGADE STEM VASE, designer *Mentze Ottenstein*

PRODUCT OPTIONS

Tabletop

BLACK PAINTED OAK



CHARCOAL LINOLEUM



ESTREMOZ MARBLE



KUNIS BRECCIA STONE

BaseBLACK POWDER COATED
ALUMINIUM & STEEL

Black powder coated aluminium and steel base with round or rectangular tabletop in Kunis Breccia stone, Estremoz marble, black painted oak or linoleum.



PRODUCT TYPE
Dining table

COLLI
1

ENVIRONMENT
Indoor

DIMENSIONS

70 × 60
H: 73 cm / 28,7"
W: 70 cm / 27,6"
D: 60 cm / 23,6"

Ø60
H: 73 cm / 28,7"
Ø: 60 cm / 23,6"

Ø80
H: 73 cm / 28,7"
Ø: 80 cm / 31,5"

Ø105
H: 73 cm / 28,7"
Ø: 105 cm / 41,3"

PRODUCTION PROCESS

Both base and top plate for mounting the tabletop to the base are made from flame-cut steel. The column is made of extruded aluminium. Tabletops are CNC milled and Kunis Breccia stone and Estremoz marble versions are treated with a sealer.

Being composed of a natural material, each product is unique and the surface may nuance compared to the images.

COLOUR

Tabletop
Black (RAL 9005)
Charcoal (RAL 7012)
Off white (Estremoz marble)
Sand (Kunis Breccia stone)

Base
Black (RAL 9005)

TECHNICAL SPECIFICATIONS

GLOSS
Gloss 10-20

MATERIALS

Tabletop
Kunis Breccia stone, Estremoz marble, MDF and forbo linoleum or MDF and painted oak veneer

Topplate
Powder coated steel

Base
Cast, extruded aluminium, steel

WEIGHT

Tabletop oak or linoleum
70 × 60: 8,5 kg / 18,7 lb
Ø60: 8 kg / 17,6 lb
Ø80: 9 kg / 19,8 lb

Tabletop marble or stone
70 × 60: 36 kg / 79,4 lb
Ø60: 28 kg / 61,7 lb
Ø80: 52,8 kg / 116,4 lb
Ø105: 80 kg / 176,4 lb

Topplate
6,4 kg / 14,1 lb

Column
2,4 kg / 5,3 lb

Base
Ø50: 12,9 kg / 28,4 lb
Ø70: 25,3 kg / 55,8 lb

TEST
EN 15372:2016, L2

CERTIFICATIONS
TSCA title VI compliant

PACKAGING TYPE
Brown box

PACKAGING MEASUREMENTS
(H × W × D)

Tabletop oak or linoleum 70 × 60
6 cm × 75 cm × 65 cm /
2,4" × 29,5" × 25,6"

Tabletop marble or stone 70 × 60
80 cm × 70 cm × 10 cm /
31,5" × 27,6" × 4"

Tabletop oak or linoleum Ø60
6 cm × 65 cm × 65 cm /
2,4" × 25,6" × 25,6"

Tabletop marble or stone Ø60
70 cm × 70 cm × 10 cm /
27,6" × 27,6" × 4"

Tabletop oak or linoleum Ø80
6 cm × 85 cm × 85 cm /
2,4" × 33,5" × 33,5"

Tabletop marble or stone Ø80
90 cm × 90 cm × 10 cm /
35,4" × 35,4" × 4"

Tabletop marble or stone Ø105
115 cm × 115 cm × 10 cm /
42,3" × 42,3" × 4"

Topplate
6 cm × 48 cm × 48 cm /
2,4" × 18,9" × 18,9"

Column (H × Ø)
75 cm × 7 cm /
29,5" × 2,8"

Base Ø50
6 cm × 58 cm × 58 cm /
2,4" × 22,8" × 22,8"

Base Ø70
6 cm × 80 cm × 80 cm /
2,4" × 31,5" × 31,5"

MATERIALS & MAINTENANCE
Please see page 680 for materials, care and maintenance instructions.

TECHNICAL SPECIFICATIONS

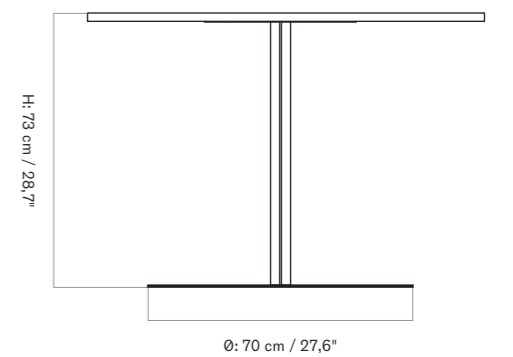
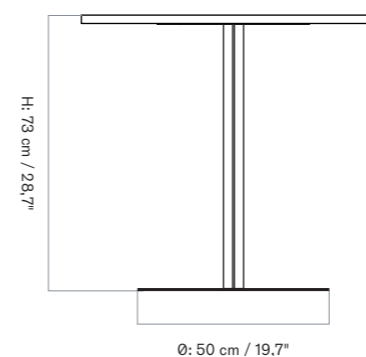
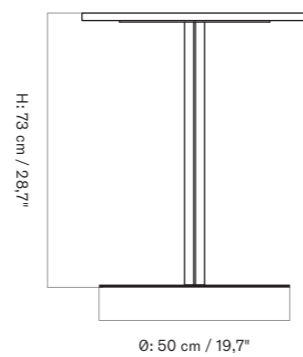
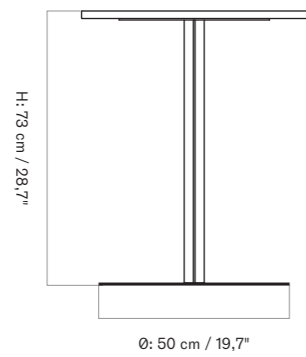




TECHNICAL SPECIFICATIONS

Harbour column dining table, 70 × 60

Harbour column dining table, Ø60

Harbour column dining table, Ø80


Harbour column dining table, Ø105



STOCK OPTIONS

SKU VARIANT

Harbour Column Dining Table — Ø60

9317539  HARBOUR COLUMN DINING TABLE, Ø60,
BLACK ALUMINIUM & STEEL / BLACK OAK

9317659  HARBOUR COLUMN DINING TABLE, Ø60,
BLACK ALUMINIUM & STEEL / ESTREMOZ MARBLE

Harbour Column Dining Table — Ø80

9305539  HARBOUR COLUMN DINING TABLE, Ø80,
BLACK ALUMINIUM & STEEL / BLACK OAK

9305659  HARBOUR COLUMN DINING TABLE, Ø80 CM,
BLACK ALUMINIUM & STEEL / ESTREMOZ MARBLE

Harbour Column Dining Table — Ø105

9316659  HARBOUR COLUMN DINING TABLE, Ø105,
BLACK ALUMINIUM & STEEL / ESTREMOZ MARBLE

Harbour Column Dining Table — 70 × 60


9308539  HARBOUR COLUMN DINING TABLE, 70 × 60,
BLACK ALUMINIUM & STEEL / BLACK OAK


9308659  HARBOUR COLUMN DINING TABLE, 70 × 60,
BLACK ALUMINIUM & STEEL / ESTREMOZ MARBLE

SPEC OPTIONS
6–8 weeks delivery time


SKU VARIANT

Harbour Column Dining Table — Ø60

9317149  HARBOUR COLUMN DINING TABLE, Ø60,
BLACK ALUMINIUM & STEEL / CHARCOAL LINOLEUM


9317139  HARBOUR COLUMN DINING TABLE, Ø60 CM,
BLACK ALUMINIUM & STEEL / KUNIS BRECCIA STONE

Harbour Column Dining Table — Ø80

9305149  HARBOUR COLUMN DINING TABLE, Ø80,
BLACK ALUMINIUM & STEEL / CHARCOAL LINOLEUM

9305139  HARBOUR COLUMN DINING TABLE, Ø80 CM,
BLACK ALUMINIUM & STEEL / KUNIS BRECCIA STONE

Harbour Column Dining Table — Ø105

9316139  HARBOUR COLUMN DINING TABLE, Ø105,
BLACK ALUMINIUM & STEEL / KUNIS BRECCIA STONE

Harbour Column Dining Table — 70 × 60

9308149  HARBOUR COLUMN DINING TABLE, 70 × 60,
BLACK ALUMINIUM & STEEL / CHARCOAL LINOLEUM

9308139  HARBOUR COLUMN DINING TABLE, 70 × 60,
BLACK ALUMINIUM & STEEL / KUNIS BRECCIA STONE



HARBOUR COLUMN DINING TABLE, STAR BASE
Designed by *Norm Architects*

[BACK TO START](#)

Star-shaped, black powder coated aluminium and steel base with round or rectangular tabletop in Kunis Breccia stone, Estremoz marble, black painted oak or linoleum.



PRODUCT OPTIONS

Tabletop




BLACK PAINTED OAK



CHARCOAL LINOLEUM



ESTREMOZ MARBLE



KUNIS BRECCIA STONE

Base



BLACK POWDER COATED
ALUMINIUM & STEEL

PRODUCT TYPE
Dining table

COLLI
1

ENVIRONMENT
Indoor

DIMENSIONS

70 × 60
H: 73 cm / 28,7"
W: 70 cm / 27,6"
D: 60 cm / 23,6"

Ø60
H: 73 cm / 28,7"
Ø: 60 cm / 23,6"

Ø80
H: 73 cm / 28,7"
Ø: 80 cm / 31,5"

PRODUCTION PROCESS

Star base is made of die casted aluminium and column is made of extruded aluminium. The top plate for mounting the tabletop to the base is made from flame cut steel. Tabletops are CNC milled and Kunis Breccia stone and Estremoz marble versions are treated with a sealer.

Being composed of a natural material, each product is unique and the surface may nuance compared to the images.

MATERIALS

Tabletop
Kunis Breccia stone, Estremoz marble, MDF and forbo linoleum or MDF and painted oak veneer

Base
Cast, extruded aluminium, steel

TECHNICAL SPECIFICATIONS

COLOUR

Tabletop
Black (RAL 9005)
Charcoal (RAL 7012)
Off white (Estremoz marble)
Sand (Kunis Breccia stone)

Topplate
Powder coated steel

Base
Black (RAL 9005)

GLOSS
Gloss 10-20

WEIGHT

Tabletop oak or linoleum
70 × 60: 8,5 kg / 18,7 lb
Ø60: 8 kg / 17,6 lb
Ø80: 9 kg / 19,8 lb

Tabletop marble or stone
70 × 60: 36 kg / 79,4 lb
Ø60: 28 kg / 61,7 lb
Ø80: 52,8 kg / 116,4 lb

Topplate
6,4 kg / 14,1 lb

Column
1,8 kg / 4 lb

Star base
3,5 kg / 7,7 lb

TEST
EN 15372:2016, L2

CERTIFICATIONS
TSCA title VI compliant

PACKAGING TYPE
Brown box

PACKAGING MEASUREMENTS
(H × W × D)

Tabletop oak or linoleum 70 × 60
6 cm × 75 cm × 65 cm /
2,4" × 29,5" × 25,6"

Tabletop marble or stone 70 × 60
80 cm × 70 cm × 10 cm /
31,5" × 27,6" × 4"

Tabletop oak or linoleum Ø60
6 cm × 65 cm × 65 cm /
2,4" × 25,6" × 25,6"

Tabletop marble or stone Ø60
70 cm × 70 cm × 10 cm /
27,6" × 27,6" × 4"

Tabletop oak or linoleum Ø80
6 cm × 85 cm × 85 cm /
2,4" × 33,5" × 33,5"

Tabletop marble or stone Ø80
90 cm × 90 cm × 10 cm /
35,4" × 35,4" × 4"

Topplate
6 cm × 48 cm × 48 cm /
2,4" × 18,9" × 18,9"

Column (H × Ø)
55 cm × 7 cm /
21,7" × 2,8"

Star base
22 cm × 51 cm × 51 cm /
8,7" × 20,1" × 20,1"

MATERIALS & MAINTENANCE
Please see page 680 for materials, care and maintenance instructions.



HARBOUR COLUMN DINING TABLE, STAR BASE
Designed by *Norm Architects*


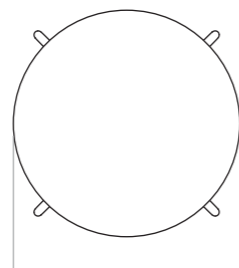

BACK TO START

TECHNICAL SPECIFICATIONS

70 × 60

Ø60

Ø80

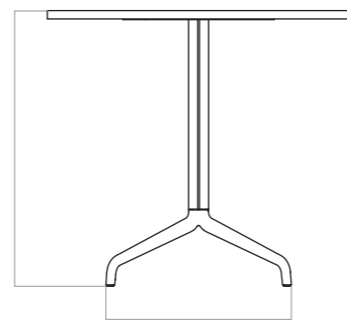
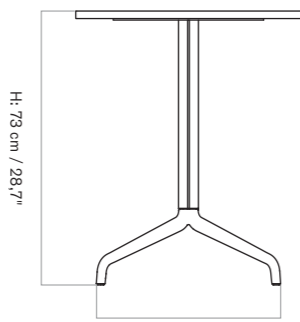
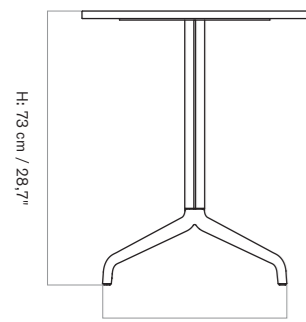


W: 70 cm / 27,6"

D: 60 cm / 23,6"

Ø: 60 cm / 23,6"

Ø: 80 cm / 31,5"



H: 73 cm / 28,7"

H: 73 cm / 28,7"

H: 73 cm / 28,7"

D/W: 49 cm / 19,3"

D/W: 49 cm / 19,3"

D/W: 49 cm / 19,3"





HARBOUR COLUMN DINING TABLE, STAR BASE
Designed by *Norm Architects*

[BACK TO START](#)

SPEC OPTIONS
6–8 weeks delivery time

SKU VARIANT

Harbour Column Dining Table — Star base — Ø60

9326149  HARBOUR COLUMN DINING TABLE, STAR BASE, Ø60, BLACK ALUMINIUM & STEEL / CHARCOAL LINOLEUM

9326539  HARBOUR COLUMN DINING TABLE, STAR BASE, Ø60, BLACK ALUMINIUM & STEEL / BLACK OAK

9326659  HARBOUR COLUMN DINING TABLE, STAR BASE, Ø60, BLACK ALUMINIUM & STEEL / ESTREMOZ MARBLE

9326139  HARBOUR COLUMN DINING TABLE, STAR BASE, Ø60 CM, BLACK ALUMINIUM & STEEL / KUNIS BRECCIA STONE

Harbour Column Dining Table — Star base — Ø80

9327149  HARBOUR COLUMN DINING TABLE, STAR BASE, Ø80, BLACK ALUMINIUM & STEEL / CHARCOAL LINOLEUM

9327539  HARBOUR COLUMN DINING TABLE, STAR BASE, Ø80, BLACK ALUMINIUM & STEEL / BLACK OAK

9327659  HARBOUR COLUMN DINING TABLE, STAR BASE, Ø80, BLACK ALUMINIUM & STEEL / ESTREMOZ MARBLE


9327139  HARBOUR COLUMN DINING TABLE, STAR BASE, Ø80, BLACK ALUMINIUM & STEEL / KUNIS BRECCIA STONE

SPEC OPTIONS
6–8 weeks delivery time

SKU VARIANT

Harbour Column Dining Table — Star base — 70 × 60

9325149  HARBOUR COLUMN DINING TABLE, STAR BASE, 70 × 60, BLACK ALUMINIUM & STEEL / CHARCOAL LINOLEUM

9325539  HARBOUR COLUMN DINING TABLE, STAR BASE, 70 × 60, BLACK ALUMINIUM & STEEL / BLACK OAK

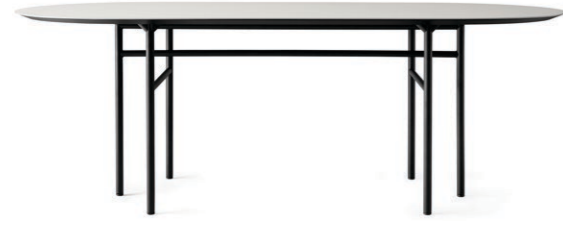
9325659  HARBOUR COLUMN DINING TABLE, STAR BASE, 70 × 60, BLACK ALUMINIUM & STEEL / ESTREMOZ MARBLE

9325139  HARBOUR COLUMN DINING TABLE, STAR BASE, 70 × 60, BLACK ALUMINIUM & STEEL / KUNIS BRECCIA STONE



SNAREGADE DINING TABLE, OVAL
Designed by *Norm Architects*

Oval dining table, with a tabletop in painted oak veneer or dark stained oak set on a powder coated steel base.



PRODUCT OPTIONS

Tabletop



BLACK OAK



DARK STAINED OAK

Powder coated steel base



BLACK STEEL

TECHNICAL SPECIFICATIONS

PRODUCT TYPE
Dining table

COLLI
1

ENVIRONMENT
Indoor

DIMENSIONS
H: 73 cm / 28,7"
D: 95 cm / 37,4"
L: 210 cm / 82,7"

PRODUCTION PROCESS
The tabletop is crafted from FSC certified oak veneer glued on MDF, CNC machine-cut. The frame is welded together from steel tubes and the surface is finished with powder coating.

COLOUR

Wooden tabletop
Black oak veneer (RAL 9005)
Dark stained oak

Base
Black (RAL 9005)

GLOSS
Gloss 10-20

MATERIALS
Painted or dark stained oak veneer, MDF and powder coated steel

WEIGHT
Tabletop: 37,5 kg / 82,7 lb
Base: 16,9 kg / 37,3 lb

TEST
N / A

CERTIFICATIONS
TSCA title VI compliant
Crafted from FSC certified oak veneer

PACKAGING TYPE
Brown box

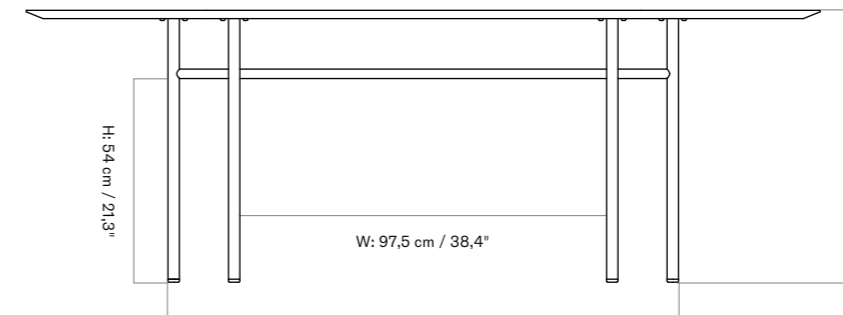
PACKAGING MEASUREMENT
(H x W x D)
4,8 cm x 99 cm x 214 cm / 1,9" x 39" x 84,3"

MATERIALS & MAINTENANCE
Please see page 680 for materials, care and maintenance instructions.



W: 210 cm / 82,7"

D: 95 cm / 37,4"

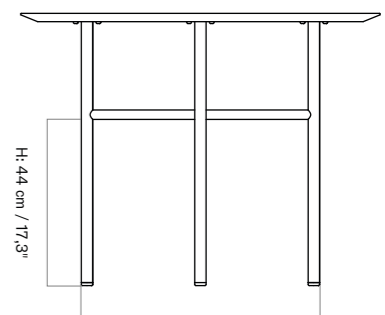


W: 97,5 cm / 38,4"

H: 73 cm / 28,74"

H: 54 cm / 21,3"

W: 134,5 cm / 53"



H: 44 cm / 17,3"



D: 62,5 cm / 24,6"



SNAREGADE DINING TABLE, OVAL
Designed by *Norm Architects*

[BACK TO START](#)

STOCK OPTIONS

SKU	VARIANT
1151539	 SNAREGADE OVAL, BLACK STEEL / BLACK OAK
1151849	 SNAREGADE OVAL, BLACK STEEL / DARK STAINED OAK



HARBOUR DINING CHAIR, material *steel base, black / Dakar 0311*, designer *Norm Architects*
SNAREGADE DINING TABLE, OVAL, material *black / charcoal linoleum*, designer *Norm Architects*
ÉCHASSE BOWL, size *small*, material *smoke / brushed brass*, designer *Theresa Rand*
CARAFE, 1 L, material *clear glass / brass*, designer *Norm Architects*

Round dining table with a tabletop in painted oak veneer or dark stained oak set on a powder coated steel base.

PRODUCT OPTIONS

Tabletop



BLACK OAK



DARK STAINED OAK

Powder coated steel base



BLACK STEEL



TECHNICAL SPECIFICATIONS

PRODUCT TYPE
Dining table

COLLI
1

ENVIRONMENT
Indoor

DIMENSIONS
H: 73 cm / 28,7"
Ø: 120 cm / 47,2"

PRODUCTION PROCESS
The tabletop is crafted from FSC certified oak veneer glued on MDF, CNC machine-cut. The frame is welded together from steel tubes and the surface is finished with powder coating.

COLOUR

Wooden tabletop
Black oak veneer (RAL 9005)
Dark stained oak

Base
Black (RAL 9005)

MATERIALS
Painted or dark stained oak veneer, MDF and powder coated steel

GLOSS
Gloss 10-20

WEIGHT
Tabletop: 34,3 kg / 75,6 lb
Base: 5,9 kg / 13 lb


TEST
N / A

CERTIFICATIONS
TSCA title VI compliant
Crafted from FSC certified oak veneer

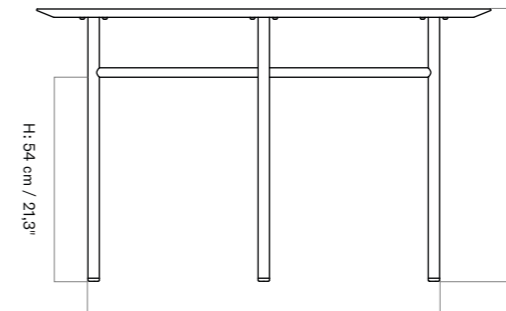
PACKAGING TYPE
Brown box

PACKAGING MEASUREMENTS
(H × W × D)
4,8 cm × 124 cm × 124 cm /
1,9" × 48,9" × 48,9"

MATERIALS & MAINTENANCE
Please see page 680 for materials, care and maintenance instructions.



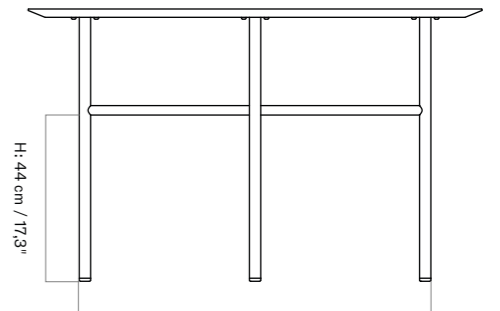
Ø: 120 cm / 47,2"



H: 54 cm / 21,3"

H: 42,7 cm / 16,8"



W: 90 cm / 35,4"



H: 44 cm / 17,3"

D: 90 cm / 35,4"

STOCK OPTIONS

SKU	VARIANT
1153539	 SNAREGADE ROUND, Ø120, BLACK STEEL / BLACK OAK
1153849	 SNAREGADE ROUND, Ø120, BLACK STEEL / DARK STAINED OAK



SNAREGADE DINING TABLE ROUND size Ø120 cm, material *black / dark stained oak*, designer *Norm Architects*
 HARBOUR DINING CHAIR, STEEL BASE, UPHOLSTERED, material *black / Dakar 0842*, designer *Norm Architects*
 HASHIRA PENDANT, CLUSTER, size Ø32 / material *white*, designer *Norm Architects*
 COLUMN TABLE LAMP, PORTABLE, material *bronze*, designer *Norm Architects*

Round dining table with a tabletop in painted oak veneer or dark stained oak set on a powder coated steel base.

PRODUCT OPTIONS

Tabletop



BLACK OAK



DARK STAINED OAK

Powder coated steel base



BLACK STEEL



TECHNICAL SPECIFICATIONS

PRODUCT TYPE
Dining table

COLLI
1

ENVIRONMENT
Indoor

DIMENSIONS
H: 73 cm / 28,7"
Ø: 138 cm / 54,3"

PRODUCTION PROCESS
The tabletop is crafted from FSC certified oak veneer glued on MDF, CNC machine-cut. The frame is welded together from steel tubes and the surface is finished with powder coating.

COLOUR

Wooden tabletop
Black oak veneer (RAL 9005)
Dark stained oak

Base
Black (RAL 9005)

MATERIALS
Painted or dark stained oak veneer, MDF and powder coated steel

GLOSS
Gloss 10-20

WEIGHT
Tabletop: 36 kg / 79,4 lb
Base: 5,9 kg / 13 lb


TEST
N / A

CERTIFICATIONS
TSCA title VI compliant
Crafted from FSC certified oak veneer

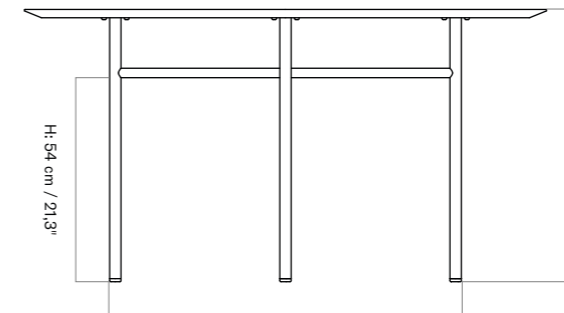
PACKAGING TYPE
Brown box

PACKAGING MEASUREMENTS
(H x W x D)
4,8 cm x 142 cm x 142 cm /
1,9" x 55,9" x 55,9"

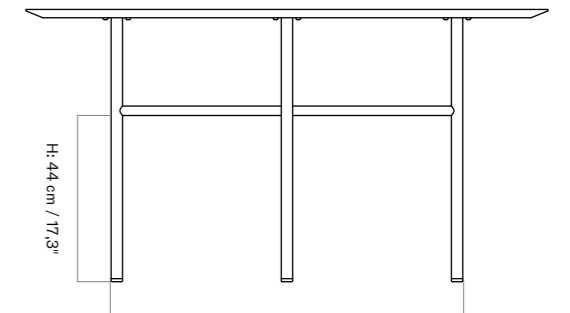
MATERIALS & MAINTENANCE
Please see page 680 for materials, care and maintenance instructions.



Ø: 138 cm / 54,3"





W: 90 cm / 35,4"



D: 90 cm / 35,4"

STOCK OPTIONS

SKU	VARIANT
1152539	 SNAREGADE ROUND, Ø138, BLACK STEEL / BLACK OAK
1152849	 SNAREGADE ROUND, Ø138, BLACK STEEL / DARK STAINED OAK



SNAREGADE DINING TABLE, size Ø138, material *black steel / black oak*, designer *Norm Architects*
NNDW, material *dark glazed*, designer *Norm Architects*
AFTERROOM DINING CHAIR PLUS, material *black steel / Champion 020*, designer *Afteroom*

Rectangular dining table with a tabletop in painted oak veneer or dark stained oak set on a powder coated steel base.

PRODUCT OPTIONS

Tabletop



BLACK OAK



DARK STAINED OAK

Powder coated steel base



BLACK STEEL



TECHNICAL SPECIFICATIONS

PRODUCT TYPE
Dining table

COLLI
1

ENVIRONMENT
Indoor

DIMENSIONS
H: 73 cm / 28,7"
D: 90 cm / 35,4"
L: 200 cm / 78,7"

PRODUCTION PROCESS
The tabletop is crafted from FSC certified oak veneer glued on MDF, CNC machine-cut. The frame is welded together from steel tubes and the surface is finished with powder coating.

COLOUR

Wooden tabletop
Black oak veneer (RAL 9005)
Dark stained oak

Base
Black (RAL 9005)

GLOSS
Gloss 10-20

MATERIALS
Painted or dark stained oak veneer, MDF and powder coated steel

WEIGHT
Tabletop: 34,2 kg / 75,4 lb
Base: 16,9 kg / 37,3 lb

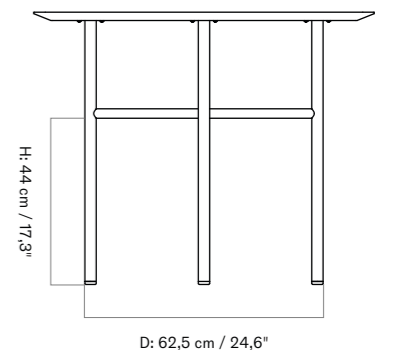
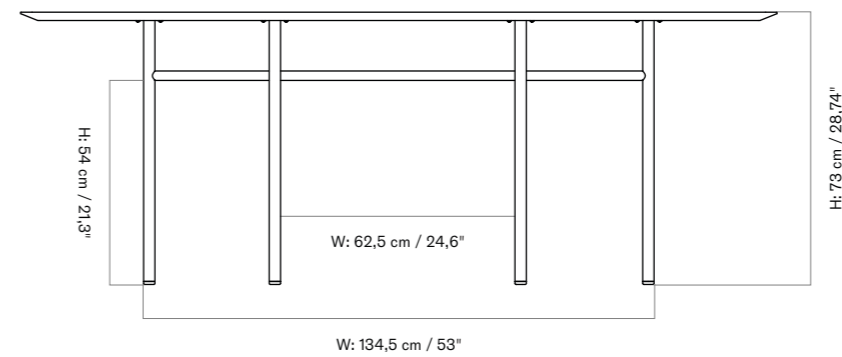
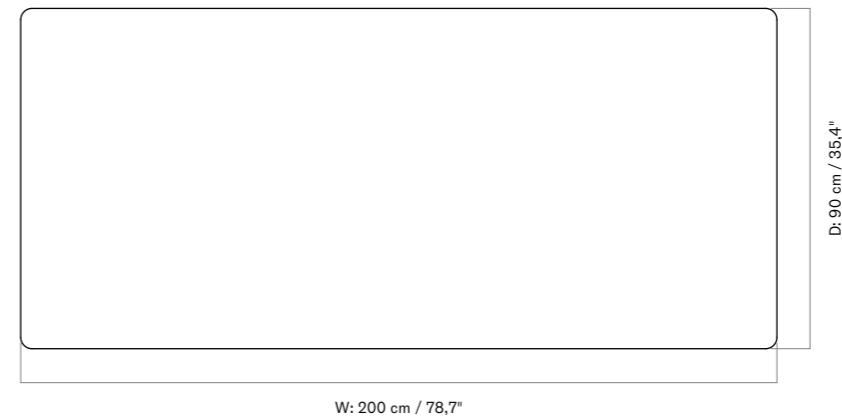
TEST
EN 15372:2016, L2

CERTIFICATIONS
TSCA title VI compliant
Crafted from FSC certified oak veneer

PACKAGING TYPE
Brown box

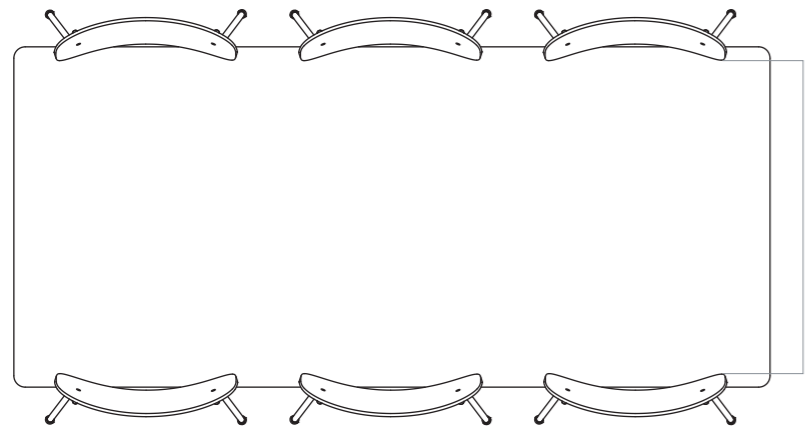
PACKAGING MEASUREMENTS
(H x W x D)
19 cm x 205,5 cm x 96 cm /
7,5" x 80,1" x 37,8"

MATERIALS & MAINTENANCE
Please see page 680 for materials, care and maintenance instructions.




TECHNICAL SPECIFICATIONS

Snaregade Dining Table, Rectangular with seat runner and Co Dining Chair.



D: 82 cm / 32.3"



H: 102 cm / 40.2"

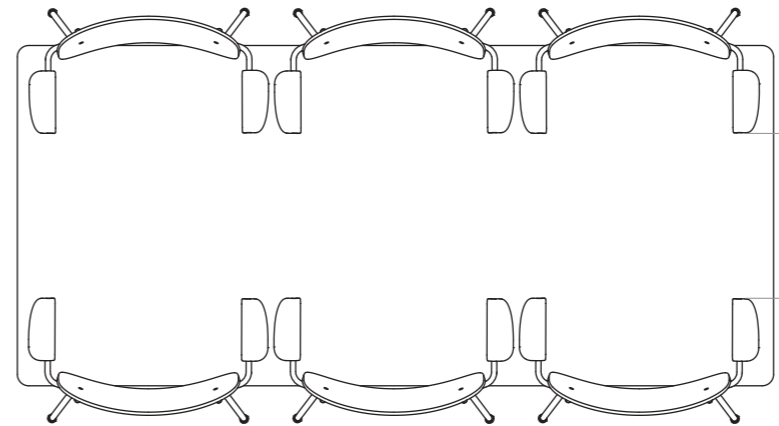


D: 110 cm / 43.5"


H: 23 cm / 9"

TECHNICAL SPECIFICATIONS

Snaregade Dining Table, Rectangular with seat runner and Co Dining Chair w/Armrest.



D: 44 cm / 17.3"





H: 102 cm / 40.2"



D: 110 cm / 43.5"

H: 23 cm / 9"

STOCK OPTIONS

SKU	VARIANT
1150539	 SNAREGADE RECTANGULAR, BLACK STEEL / BLACK OAK
1150849	 SNAREGADE RECTANGULAR, BLACK STEEL / DARK STAINED OAK



HASHIRA PENDANT LAMP, CLUSTER, material *raw*, designer *Norm Architects*
SNAREGADE DINING TABLE, RECTANGULAR, material *black steel / black oak*, designer *Norm Architects*
HARBOUR DINING CHAIR, material *dark stained oak / Eneide*, designer *Norm Architects*
TORSO TABLE LAMP, 57, material *Limited / Babelia Plage De Coquillages*, designer *Kroyer-Saetter-Lassen*

SEAT RUNNER SET
Designed by *Norm Architects*

Seat runner - for mounting Co Dining Chairs under the tabletop. The Seat runner is not included in any Snaregade table, and must be purchased separately. ONLY fits with Snaregade Rectangular Dining & Conference Table.



STOCK OPTIONS

SKU	VARIANT
1131539	SEAT RUNNER SET

TECHNICAL SPECIFICATIONS

PRODUCT TYPE Seat runner	PRODUCTION PROCESS Injection molded plastic	TEST N / A
COLLI 1	COLOUR Black (RAL 9017)	CERTIFICATIONS N / A
ENVIRONMENT Indoor	GLOSS N / A	PACKAGING TYPE Polybag
DIMENSIONS H: 3 cm / 1,2" D: 4,8 cm / 1,9" L: 25 cm / 9,8"	MATERIALS PA plastic	PACKAGING MEASUREMENTS (H × W × D) 3 cm × 23 cm × 32 cm / 1,2" × 9,1" × 12,6"
	WEIGHT 0,3 kg / 0,7 lb	MATERIALS & MAINTENANCE Please see page 680 for materials, care and maintenance instructions.



 Column Counter Table →


 Column Bar Table →

 Column Counter Table, Star Base →


 Column Bar Table, Star Base →

Black powder coated aluminium and steel base with round or rectangular tabletop in Kunis breccia stone, Estremoz marble, Black painted oak or linoleum.

PRODUCT OPTIONS

Tabletop


BLACK PAINTED OAK



CHARCOAL LINOLEUM



ESTREMOZ MARBLE



KUNIS BRECCIA STONE

BaseBLACK POWDER COATED
ALUMINIUM & STEEL

PRODUCT TYPE
Counter and bar table

COLLI
1

Environment
Indoor

DIMENSIONS

70 × 60
H: 93 cm / 36,6"
W: 70 cm / 27,6"
D: 60 cm / 23,6"

Ø60
H: 93 cm / 36,6"
Ø: 60 cm / 23,6"

Ø80
H: 93 cm / 36,6"
Ø: 80 cm / 31,5"

PRODUCTION PROCESS

Both base and top plate for mounting the tabletop to the base are made from flame-cut steel. The column is made of extruded aluminium. Tabletops are CNC milled and Kunis breccia stone and Estremoz marble versions are treated with a sealer.

Being composed of a natural material, each product is unique and the surface may nuance compared to the images.

COLOUR

Tabletop
Black (RAL 9005)
Charcoal (RAL 7012)
Off white (Estremoz marble)
Sand (Kunis breccia stone)

Base
Black (RAL 9005)

TECHNICAL SPECIFICATIONS

GLOSS
Gloss 10-20

MATERIALS

Tabletop
Kunis breccia stone, Estremoz marble, MDF and forbo linoleum or MDF and painted oak veneer

Topplate
Powder coated steel

Base
Cast, extruded aluminium, steel

WEIGHT

Tabletop oak or linoleum
Ø60: 8 kg / 17,6 lb
Ø80: 9 kg / 19,8 lb
70 × 60: 8,5 kg / 18,7 lb

Tabletop marble or stone
Ø60: 28 kg / 61,7 lb
Ø80: 52,8 kg / 116,4 lb
70 × 60: 36 kg / 79,4 lb

Topplate
6,4 kg / 14,1 lb

Column counter
3 kg / 6,6 lb

Base
Ø50: 12,9 kg / 28,4 lb

TEST
EN 15372:2016, L2

CERTIFICATIONS
TSCA title VI compliant

PACKAGING TYPE
Brown box

PACKAGING MEASUREMENTS
(H × W × D)

Tabletop oak or linoleum 70 × 60
6 cm × 75 cm × 65 cm / 2,4" × 29,5" × 25,6"

Tabletop marble or stone 70 × 60
80 cm × 70 cm × 10 cm / 31,5" × 27,6" × 4"

Tabletop oak or linoleum Ø60
6 cm × 65 cm × 65 cm / 2,4" × 25,6" × 25,6"

Tabletop marble or stone Ø60
70 cm × 70 cm × 10 cm / 27,6" × 27,6" × 4"

Tabletop oak or linoleum Ø80
6 cm × 85 cm × 85 cm / 2,4" × 33,5" × 33,5"

Tabletop marble or stone Ø80
90 cm × 90 cm × 10 cm / 35,4" × 35,4" × 4"

Topplate Ø40
6 cm × 48 cm × 48 cm / 2,4" × 18,9" × 18,9"

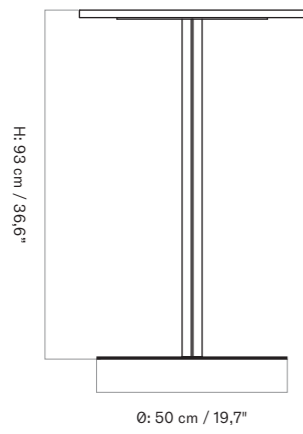

Column counter (H × Ø)
105 cm × 7 cm / 41,3" × 2,8"

Base Ø50
6 cm × 58 cm × 58 cm / 2,4" × 22,8" × 22,8"

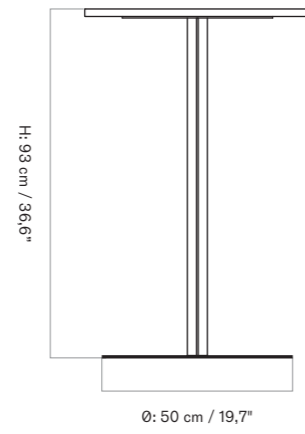

MATERIALS & MAINTENANCE
Please see page 680 for materials, care and maintenance instructions.

TECHNICAL SPECIFICATION

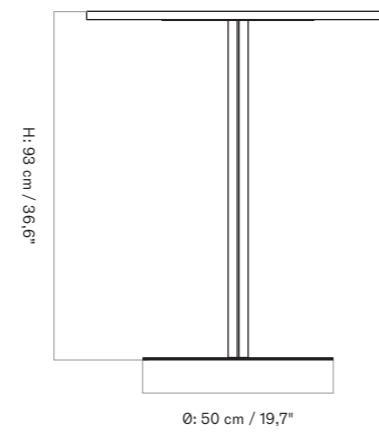

70 × 60





Ø60











Ø80



SPEC OPTIONS
Selected combinations 6–8 weeks delivery time.

SKU	VARIANT
<i>Harbour Column Counter Table — 70 × 60</i>	
9309149	 HARBOUR COLUMN COUNTER TABLE, 70 × 60, BLACK ALUMINIUM & STEEL / CHARCOAL LINOLEUM
9309539	 HARBOUR COLUMN COUNTER TABLE, 70 × 60, BLACK ALUMINIUM & STEEL / BLACK OAK
9309659	 HARBOUR COLUMN COUNTER TABLE, 70 × 60, BLACK ALUMINIUM & STEEL / ESTREMOZ MARBLE
9309139	 HARBOUR COLUMN COUNTER TABLE, 70 × 60, BLACK ALUMINIUM & STEEL / KUNIS BRECCIA STONE


SPEC OPTIONS
Selected combinations 6–8 weeks delivery time.

SKU	VARIANT
<i>Harbour Column Bar Table — Ø60</i>	
9320149	 HARBOUR COLUMN BAR TABLE, Ø60, BLACK ALUMINIUM & STEEL / CHARCOAL LINOLEUM
9320539	 HARBOUR COLUMN BAR TABLE, Ø60, BLACK ALUMINIUM & STEEL / BLACK OAK
9320659	 HARBOUR COLUMN BAR TABLE, Ø60, BLACK ALUMINIUM & STEEL / ESTREMOZ MARBLE
9320139	 HARBOUR COLUMN BAR TABLE, Ø60, BLACK ALUMINIUM & STEEL / KUNIS BRECCIA
<i>Harbour Column Bar Table — Ø80</i>	
9307149	 HARBOUR COLUMN BAR TABLE, Ø80, BLACK ALUMINIUM & STEEL / CHARCOAL LINOLEUM
9307539	 HARBOUR COLUMN BAR TABLE, Ø80, BLACK ALUMINIUM & STEEL / BLACK OAK
9307659	 HARBOUR COLUMN BAR TABLE, Ø80, BLACK ALUMINIUM & STEEL / ESTREMOZ MARBLE
9307139	 HARBOUR COLUMN BAR TABLE, Ø80, BLACK ALUMINIUM & STEEL / KUNIS BRECCIA STONE


Black powder coated aluminium and steel base with round or rectangular tabletop in Kunis breccia stone, Estremoz marble, Black painted oak or linoleum.

PRODUCT OPTIONS

Tabletop




BLACK PAINTED OAK



CHARCOAL LINOLEUM



ESTREMOZ MARBLE



KUNIS BRECCIA STONE

Base



BLACK POWDER COATED
ALUMINIUM & STEEL



PRODUCT TYPE
Counter and bar table

COLLI
1

Environment
Indoor

DIMENSIONS

70 × 60
H: 103 cm / 40,6"
W: 70 cm / 27,6"
D: 60 cm / 23,6"

Ø60
H: 103 cm / 40,6"
Ø: 60 cm / 23,6"

Ø80
H: 103 cm / 40,6"
Ø: 80 cm / 31,5"

PRODUCTION PROCESS

Both base and top plate for mounting the tabletop to the base are made from flame-cut steel. The column is made of extruded aluminium. Tabletops are CNC milled and Kunis breccia stone and Estremoz marble versions are treated with a sealer.

Being composed of a natural material, each product is unique and the surface may nuance compared to the images.

COLOUR

Tabletop
Black (RAL 9005)
Charcoal (RAL 7012)
Off white (Estremoz marble)
Sand (Kunis breccia stone)

Base
Black (RAL 9005)

TECHNICAL SPECIFICATIONS

GLOSS
Gloss 10-20

MATERIALS

Tabletop
Kunis breccia stone, Estremoz marble, MDF and forbo linoleum or MDF and painted oak veneer

Topplate
Powder coated steel

Base
Cast, extruded aluminium, steel

WEIGHT

Tabletop oak or linoleum
Ø60: 8 kg / 17,6 lb
Ø80: 9 kg / 19,8 lb
70 × 60: 8,5 kg / 18,7 lb

Tabletop marble or stone
Ø60: 28 kg / 61,7 lb
Ø80: 52,8 kg / 116,4 lb
70 × 60: 36 kg / 79,4 lb

Topplate
6,4 kg / 14,1 lb

Column bar
3,3 kg / 7,3 lb

Base
Ø50: 12,9 kg / 28,4 lb

TEST
EN 15372:2016, L2

CERTIFICATIONS
TSCA title VI compliant

PACKAGING TYPE
Brown box

PACKAGING MEASUREMENTS
(H × W × D)

Tabletop oak or linoleum 70 × 60
6 cm × 75 cm × 65 cm / 2,4" × 29,5" × 25,6"

Tabletop marble or stone 70 × 60
80 cm × 70 cm × 10 cm / 31,5" × 27,6" × 4"

Tabletop oak or linoleum Ø60
6 cm × 65 cm × 65 cm / 2,4" × 25,6" × 25,6"

Tabletop marble or stone Ø60
70 cm × 70 cm × 10 cm / 27,6" × 27,6" × 4"

Tabletop oak or linoleum Ø80
6 cm × 85 cm × 85 cm / 2,4" × 33,5" × 33,5"

Tabletop marble or stone Ø80
90 cm × 90 cm × 10 cm / 35,4" × 35,4" × 4"

Topplate Ø40
6 cm × 48 cm × 48 cm / 2,4" × 18,9" × 18,9"

Column bar (H × Ø)
105 cm × 7 cm / 41,3" × 2,8"

Base Ø50
6 cm × 58 cm × 58 cm / 2,4" × 22,8" × 22,8"


MATERIALS & MAINTENANCE
Please see page 680 for materials, care and maintenance instructions.

TECHNICAL SPECIFICATION


70 × 60

Ø60


Ø80



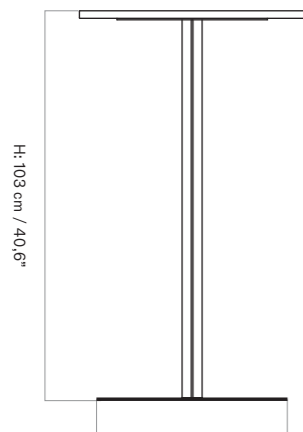
D: 60 cm / 23,6"



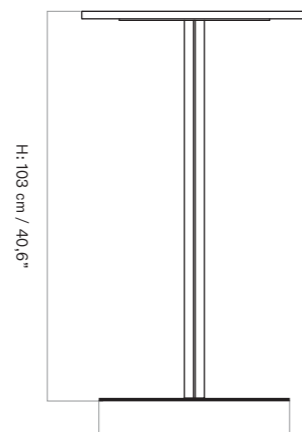
Ø: 60 cm / 23,6"



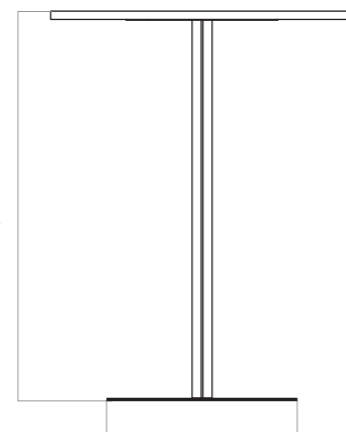
Ø: 80 cm / 31,5"



Ø: 50 cm / 19,7"




Ø: 50 cm / 19,7"











Ø: 50 cm / 19,7"

HARBOUR COLUMN DINING TABLE, CIRCULAR, size Ø80 cm, material *black steel / Kunis Breccia*, designer *Norm Architects*
READY DINING CHAIR VENEER, material *Red Stained Oak*, designer *Matias Mollenbach & Nick Rasmussen*

SPEC OPTIONS
Selected combinations 6–8 weeks delivery time.

SKU	VARIANT
<i>Harbour Column Bar Table — 70 × 60</i>	
9310149	 HARBOUR COLUMN BAR TABLE, 70 × 60, BLACK ALUMINIUM & STEEL / CHARCOAL LINOLEUM
9310539	 HARBOUR COLUMN BAR TABLE, 70 X6 0, BLACK ALUMINIUM & STEEL / BLACK OAK
9310659	 HARBOUR COLUMN BAR TABLE, 70 × 60, BLACK ALUMINIUM & STEEL / ESTREMOZ MARBLE
9310139	 HARBOUR COLUMN BARR TABLE, 70 × 60, BLACK ALUMINIUM & STEEL / KUNIS BRECCIA STONE

SPEC OPTIONS
Selected combinations 6–8 weeks delivery time.

SKU	VARIANT
<i>Harbour Column Bar Table — Ø60</i>	
9320149	 HARBOUR COLUMN BAR TABLE, Ø60, BLACK ALUMINIUM & STEEL / CHARCOAL LINOLEUM
9320539	 HARBOUR COLUMN BAR TABLE, Ø60, BLACK ALUMINIUM & STEEL / BLACK OAK
9320659	 HARBOUR COLUMN BAR TABLE, Ø60, BLACK ALUMINIUM & STEEL / ESTREMOZ MARBLE
9320139	 HARBOUR COLUMN BAR TABLE, Ø60, BLACK ALUMINIUM & STEEL / KUNIS BRECCIA
<i>Harbour Column Bar Table — Ø80</i>	
9307149	 HARBOUR COLUMN BAR TABLE, Ø80, BLACK ALUMINIUM & STEEL / CHARCOAL LINOLEUM
9307539	 HARBOUR COLUMN BAR TABLE, Ø80, BLACK ALUMINIUM & STEEL / BLACK OAK
9307659	 HARBOUR COLUMN BAR TABLE, Ø80, BLACK ALUMINIUM & STEEL / ESTREMOZ MARBLE
9307139	 HARBOUR COLUMN BAR TABLE, Ø80, BLACK ALUMINIUM & STEEL / KUNIS BRECCIA STONE



HARBOUR COLUMN COUNTER TABLE, STAR BASE
Designed by *Norm Architects*


[BACK TO START](#)

Star-shaped, Black powder coated aluminium and steel base in with round or rectangular tabletop in Kunis breccia stone, Estremoz marble, Black painted oak or linoleum.




PRODUCT OPTIONS

Tabletop




BLACK PAINTED OAK



CHARCOAL LINOLEUM



ESTREMOZ MARBLE



KUNIS BRECCIA STONE

Base



BLACK POWDER COATED
ALUMINIUM & STEEL

PRODUCT TYPE
Counter and bar table

COLLI
1

Environment
Indoor

DIMENSIONS

70 × 60
H: 93 cm / 36,6"
W: 70 cm / 27,6"
D: 60 cm / 23,6"

Ø60
H: 93 cm / 36,6"
Ø: 60 cm / 23,6"

Ø80
H: 93 cm / 36,6"
Ø: 80 cm / 31,5"

PRODUCTION PROCESS

Star base is made of die casted aluminium and column is made of extruded aluminium. The top plate for mounting the tabletop to the base is made from flame cut steel. The tabletops are CNC milled. The tabletop in Kunis breccia stone and Estremoz marble is treated with a sealer.

Being composed of a natural material, each product is unique and the surface may nuance compared to the images.

COLOUR

Tabletop
Black (RAL 9005)
Charcoal (RAL 7012)
Off white (Estremoz marble)
Sand (Kunis breccia stone)

Base
Black (RAL 9005)

TECHNICAL SPECIFICATIONS

GLOSS
Gloss 10,20

MATERIALS

Tabletop
Kunis Ereccia stone, Estremoz marble, MDF and forbo linoleum or MDF and painted oak veneer

Topplate
Powder coated steel

Base
Cast, extruded aluminium, steel

WEIGHT

Tabletop oak or linoleum
Ø60: 8 kg / 17,6 lb
Ø80: 9 kg / 19,8 lb
70 × 60: 8,5 kg / 18,7 lb

Tabletop marble or stone
Ø60: 28 kg / 61,7 lb
Ø80: 52,8 kg / 116,4 lb
70 × 60: 36 kg / 79,4 lb

Topplate
6,4 kg / 14,1 lb

Column counter
2,5 kg / 5,5 lb

Star base
3,5 kg / 7,7 lb

TEST
EN 15372:2016, L2

CERTIFICATIONS
TSCA title VI compliant

PACKAGING TYPE
Brown box

PACKAGING MEASUREMENTS
(H × W × D)

Tabletop oak or linoleum 70 × 60
6 cm × 75 cm × 65 cm / 2,4" × 29,5" × 25,6"

Tabletop marble or stone 70 × 60
80 cm × 70 cm × 10 cm / 31,5" × 27,6" × 4"

Tabletop oak or linoleum Ø60
6 cm × 65 cm × 65 cm / 2,4" × 25,6" × 25,6"

Tabletop marble or stone Ø60
70 cm × 70 cm × 10 cm / 27,6" × 27,6" × 4"

Tabletop oak or linoleum Ø80
6 cm × 85 cm × 85 cm / 2,4" × 33,5" × 33,5"

Tabletop marble or stone Ø80
90 cm × 90 cm × 10 cm / 35,4" × 35,4" × 4"

Topplate
6 cm × 48 cm × 48 cm / 2,4" × 18,9" × 18,9"

Column counter (H × Ø)
75 cm × 7 cm / 29,5" × 2,8"

Star base
22 cm × 51 cm × 51 cm / 8,7" × 20,1" × 20,1"

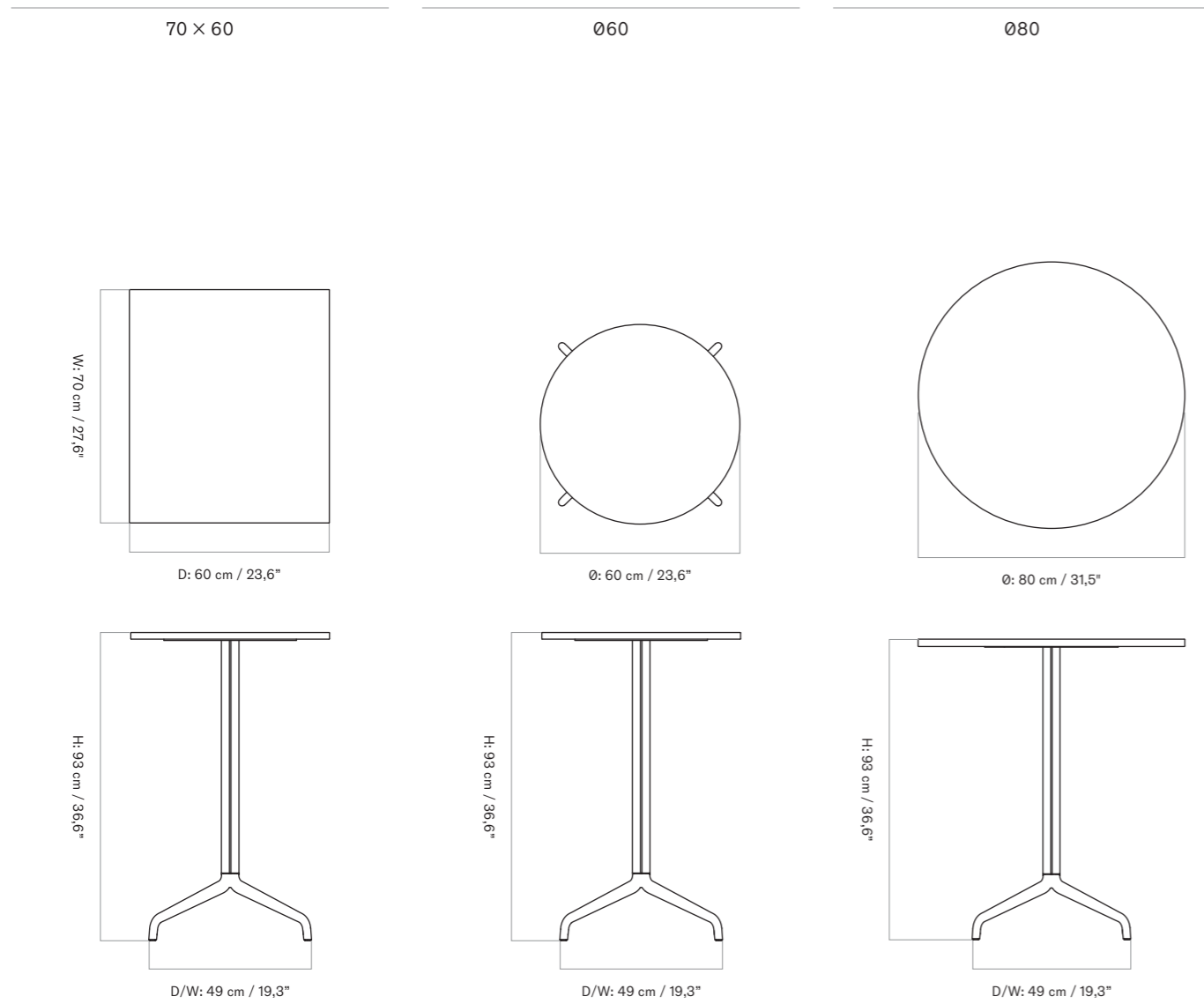
MATERIALS & MAINTENANCE
Please see page 680 for materials, care and maintenance instructions.



HARBOUR COLUMN COUNTER TABLE, STAR BASE
Designed by *Norm Architects*

BACK TO START

TECHNICAL SPECIFICATION






HARBOUR COLUMN BAR TABLE, STAR BASE, size 70x60,
material *Kunis Breccia stone*, designer *Norm Architects*
HARBOUR BAR STOOL, material *black steel / Dakar 0311*, designer *Norm Architects*











HARBOUR COLUMN COUNTER TABLE, STAR BASE
Designed by *Norm Architects*

[BACK TO START](#)

SPEC OPTIONS
Selected combinations 6–8 weeks delivery time.

SKU	VARIANT
<i>Harbour Column Counter Table — Star base — 70 × 60</i>	
9330149	 HARBOUR COLUMN COUNTER TABLE, STAR BASE, 70 × 60, BLACK ALUMINIUM & STEEL / CHARCOAL LINOLEUM
9330539	 HARBOUR COLUMN COUNTER TABLE, STAR BASE, 70 × 60, BLACK ALUMINIUM & STEEL / BLACK OAK
9330659	 HARBOUR COLUMN COUNTER TABLE, STAR BASE, 70 × 60, BLACK ALUMINIUM & STEEL / ESTREMOZ MARBLE
9330139	 HARBOUR COLUMN COUNTER TABLE, STAR BASE, 70 × 60, BLACK ALUMINIUM & STEEL / KUNIS BRECCIA STONE

SPEC OPTIONS
Selected combinations 6–8 weeks delivery time.

SKU	VARIANT
<i>Harbour Column Counter Table — Star base — Ø60</i>	
9331149	 HARBOUR COLUMN COUNTER TABLE, STAR BASE, Ø60, BLACK ALUMINIUM & STEEL / CHARCOAL LINOLEUM
9331539	 HARBOUR COLUMN COUNTER TABLE, STAR BASE, Ø60, BLACK ALUMINIUM & STEEL / BLACK OAK
9331659	 HARBOUR COLUMN COUNTER TABLE, STAR BASE, Ø60, BLACK ALUMINIUM & STEEL / ESTREMOZ MARBLE
9331139	 HARBOUR COLUMN COUNTER TABLE, STAR BASE, Ø60, BLACK ALUMINIUM & STEEL / KUNIS BRECCIA STONE
<i>Harbour Column Counter Table — Star base — Ø80</i>	
9332149	 HARBOUR COLUMN COUNTER TABLE, STAR BASE, Ø80, BLACK ALUMINIUM & STEEL / CHARCOAL LINOLEUM
9332539	 HARBOUR COLUMN COUNTER TABLE, STAR BASE, Ø80, BLACK ALUMINIUM & STEEL / BLACK OAK
9332659	 HARBOUR COLUMN COUNTER TABLE, STAR BASE, Ø80, BLACK ALUMINIUM & STEEL / ESTREMOZ MARBLE
9332139	 HARBOUR COLUMN COUNTER TABLE, STAR BASE, Ø80, BLACK ALUMINIUM & STEEL / KUNIS BRECCIA STONE



HARBOUR COLUMN BAR TABLE, STAR BASE

Designed by *Norm Architects*

[BACK TO START](#)

Star-shaped, Black powder coated aluminium and steel base in with round or rectangular tabletop in Kunis breccia stone, Estremoz marble, Black painted oak or linoleum.




PRODUCT OPTIONS

Tabletop




BLACK PAINTED OAK



CHARCOAL LINOLEUM



ESTREMOZ MARBLE



KUNIS BRECCIA STONE

Base



BLACK POWDER COATED ALUMINIUM & STEEL

PRODUCT TYPE
Counter and bar table

COLLI
1

Environment
Indoor

DIMENSIONS

70 × 60
H: 103 cm / 40,6"
W: 70 cm / 27,6"
D: 60 cm / 23,6"

Ø60
H: 103 cm / 40,6"
Ø: 60 cm / 23,6"

Ø90
H: 103 cm / 40,6"
Ø: 80 cm / 31,5"

PRODUCTION PROCESS

Star base is made of die casted aluminium and column is made of extruded aluminium. The top plate for mounting the tabletop to the base is made from flame cut steel. The tabletops are CNC milled. The tabletop in Kunis breccia stone and Estremoz marble is treated with a sealer.

Being composed of a natural material, each product is unique and the surface may nuance compared to the images.

COLOUR

Tabletop
Black (RAL 9005)
Charcoal (RAL 7012)
Off white (Estremoz marble)
Sand (Kunis breccia stone)

Base
Black (RAL 9005)

TECHNICAL SPECIFICATIONS

GLOSS
Gloss 10,20

MATERIALS

Tabletop
Kunis Ereccia stone, Estremoz marble, MDF and forbo linoleum or MDF and painted oak veneer

Topplate
Powder coated steel

Base
Cast, extruded aluminium, steel

WEIGHT

Tabletop oak or linoleum
Ø60: 8 kg / 17,6 lb
Ø80: 9 kg / 19,8 lb
70 × 60: 8,5 kg / 18,7 lb

Tabletop marble or stone
Ø60: 28 kg / 61,7 lb
Ø80: 52,8 kg / 116,4 lb
70 × 60: 36 kg / 79,4 lb

Topplate
6,4 kg / 14,1 lb

Column bar
2,8 kg / 6,2 lb

Star base
3,5 kg / 7,7 lb

TEST
EN 15372:2016, L2

CERTIFICATIONS
TSCA title VI compliant

PACKAGING TYPE
Brown box

PACKAGING MEASUREMENTS
(H × W × D)

Tabletop oak or linoleum 70 × 60
6 cm × 75 cm × 65 cm / 2,4" × 29,5" × 25,6"

Tabletop marble or stone 70 × 60
80 cm × 70 cm × 10 cm / 31,5" × 27,6" × 4"

Tabletop oak or linoleum Ø60
6 cm × 65 cm × 65 cm / 2,4" × 25,6" × 25,6"

Tabletop marble or stone Ø60
70 cm × 70 cm × 10 cm / 27,6" × 27,6" × 4"

Tabletop oak or linoleum Ø80
6 cm × 85 cm × 85 cm / 2,4" × 33,5" × 33,5"

Tabletop marble or stone Ø80
90 cm × 90 cm × 10 cm / 35,4" × 35,4" × 4"

Topplate
6 cm × 48 cm × 48 cm / 2,4" × 18,9" × 18,9"

Column bar (H × Ø)
105 cm × 7 cm / 21,7" × 2,8"

Star base
22 cm × 51 cm × 51 cm / 8,7" × 20,1" × 20,1"

MATERIALS & MAINTENANCE
Please see page 680 for materials, care and maintenance instructions.



HARBOUR COLUMN BAR TABLE, STAR BASE
Designed by *Norm Architects*

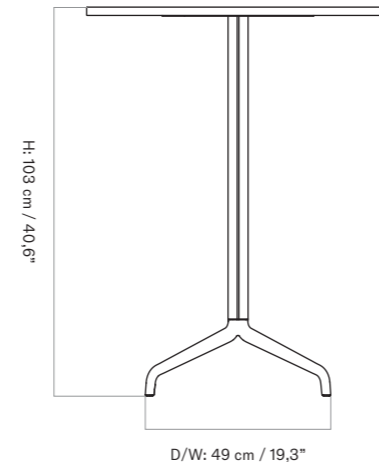
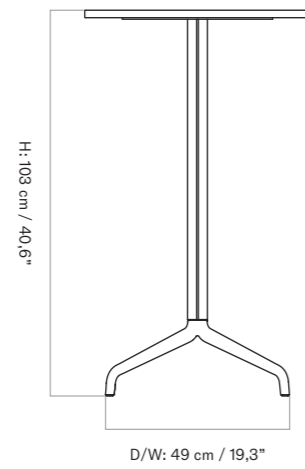
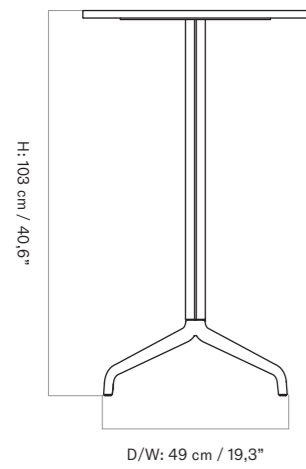

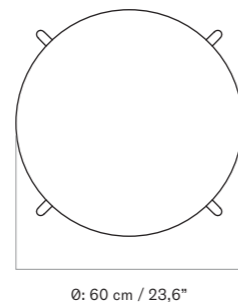
[BACK TO START](#)

TECHNICAL SPECIFICATION

70 × 60

Ø60

Ø80

















HARBOUR COLUMN BAR TABLE, STAR BASE
Designed by *Norm Architects*

[BACK TO START](#)

SPEC OPTIONS
Selected combinations 6–8 weeks delivery time.

SKU	VARIANT
<i>Harbour Column Bar Table— Star base — 70 × 60</i>	
9335149	 HARBOUR COLUMN BAR TABLE, STAR BASE, 70 × 60, BLACK ALUMINIUM & STEEL / CHARCOAL LINOLEUM
9335539	 HARBOUR COLUMN BAR TABLE, STAR BASE, 70 × 60, BLACK ALUMINIUM & STEEL / BLACK OAK
9335659	 HARBOUR COLUMN BAR TABLE, STAR BASE, 70 × 60, BLACK ALUMINIUM & STEEL / ESTREMOZ MARBLE
9335139	 HARBOUR COLUMN BAR TABLE, STAR BASE, 70 × 60, BLACK ALUMINIUM & STEEL / KUNIS BRECCIA STONE

SPEC OPTIONS
Selected combinations 6–8 weeks delivery time.

SKU	VARIANT
<i>Harbour Column Bar Table — Star base — Ø60</i>	
9336149	 HARBOUR COLUMN BAR TABLE, STAR BASE, Ø60, BLACK ALUMINIUM & STEEL / CHARCOAL LINOLEUM
9336539	 HARBOUR COLUMN BAR TABLE, STAR BASE, Ø60, BLACK ALUMINIUM & STEEL / BLACK OAK
9336659	 HARBOUR COLUMN BAR TABLE, STAR BASE, Ø60, BLACK ALUMINIUM & STEEL / ESTREMOZ MARBLE
9336139	 HARBOUR COLUMN BAR TABLE, STAR BASE, Ø60, BLACK ALUMINIUM & STEEL / KUNIS BRECCIA STONE
<i>Harbour Column Bar Table — Star base — Ø80</i>	
9337149	 HARBOUR COLUMN BAR TABLE, STAR BASE, Ø80, BLACK ALUMINIUM & STEEL / CHARCOAL LINOLEUM
9337539	 HARBOUR COLUMN BAR TABLE, STAR BASE, Ø80, BLACK ALUMINIUM & STEEL / BLACK OAK
9337659	 HARBOUR COLUMN BAR TABLE, STAR BASE, Ø80, BLACK ALUMINIUM & STEEL / ESTREMOZ MARBLE
9337139	 HARBOUR COLUMN BAR TABLE, STAR BASE, Ø80, BLACK ALUMINIUM & STEEL / KUNIS BRECCIA STONE

DESKS

 Rail Desk →  Passage Lounge Table Ø50 →

 The Eclipse Desk →  Passage Lounge Table Ø70 →

 Passage Lounge Table Ø90 →

SIDE AND LOUNGE TABLES

 Androgyne Side Table Ø40 →  Umanoff Side Table →

 Androgyne Side Table Ø50 →  Umanoff Nesting Side Table →

 Androgyne Lounge Table →  NoNo Table →

 Harbour Column Lounge Table →  Turning Side Table →

 Jäger Lounge Table →

RAIL DESK
Designed by *Keiji Ashizawa*

[BACK TO START](#)

Natural or dark stained oak desk with steel wall bracket.




PRODUCT OPTIONS

Tabletop



NATURAL OAK



DARK STAINED OAK

Powder coated steel frame



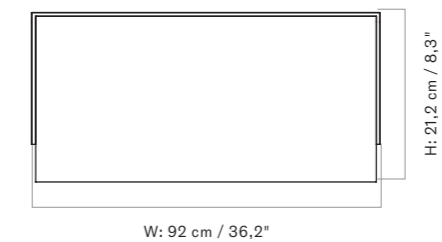
BLACK

TECHNICAL SPECIFICATIONS

SKU	VARIANT
1205039	RAIL DESK, BLACK STEEL / NATURAL OAK
1205849	RAIL DESK, BLACK STEEL / DARK STAINED OAK

TECHNICAL SPECIFICATIONS

<p>PRODUCT TYPE Wall table</p>	<p>COLOUR</p> <p><i>Tabletop</i> Natural oak Dark stained oak</p> <p><i>Frame</i> Black (RAL 9005)</p>	<p>TEST Vertical Static Load Test (60 kg / 132 lb)</p>
<p>COLLI 1</p>	<p>GLOSS Gloss 10-20</p>	<p>CERTIFICATIONS TSCA title VI compliant</p>
<p>ENVIRONMENT Indoor</p>	<p>MATERIALS Oak veneer, MDF, steel</p>	<p>PACKAGING TYPE Brown box</p>
<p>DIMENSIONS H: 21,2 cm / 8,3" W: 92 cm / 36,2" D: 45 cm / 17,7"</p>	<p>WEIGHT 8,5 kg / 18,7 lb</p>	<p>PACKAGING MEASUREMENTS (H × W × D)</p> <p><i>Tabletop</i> 6 cm × 94,5 cm × 49,5 cm / 2,4" × 37,2" × 19,5"</p> <p><i>Frame</i> 26,5 × 95 cm × 40 cm / 10,4" × 37,4" × 15,7"</p>
<p>PRODUCTION PROCESS Tabletops are made from CNC-milled MDF with a 5 mm solid wood edge and glued veneer. The frame is made from welded square steel rods.</p>		<p>MATERIALS & MAINTENANCE Please see page 680 for materials, care and maintenance instructions.</p>



THE ECLIPSE DESK

Designed by *Fred Rigby Studio*

A celebration of materials and form, the Eclipse Desk invites touch with its intriguing, asymmetrical shape. Developed into a table from a hand-drawn line, the design's distinctive silhouette features a steel column that doubles as a storage container to keep desk space clutter-free.



DARK OILED OAK
1020889



NATURAL OILED OAK
1020039

TECHNICAL SPECIFICATIONS

PRODUCT TYPE
Desk

COLLI
1

Environment
Indoor

DIMENSIONS
H: 75 cm / 29,5"
W: 160 cm / 63"
D: 80 cm / 31,5"

PRODUCTION PROCESS
Solid oak cut and glued together. Grinded and CNC shaped into its beautiful shape.

Final treatment with a dark stained hardened oil for the dark version, and with a natural hardened oil for the Natural oak version.

Steel column is laser cut, rolled and welded together and treated with a powder coating.

COLOUR

Tabletop
Dark oiled oak
Natural oiled oak

Flat oak leg
Dark oiled oak
Natural oiled oak

Column steel leg
Black RAL 9005

GLOSS
Gloss 10

MATERIALS
Solid oak, powder coated steel and PA glides.

WEIGHT

Wood tabletop: 17 kg / 37,5 lb
Flat wood steel leg: 7,5 kg / 16,5 lb
Column steel leg: 5,5 kg / 12 lb

TEST
N / A

CERTIFICATIONS
Crafted from FSC and PEFC certified wood.

PACKAGING TYPE
Brown box

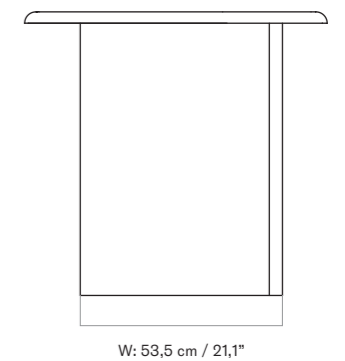
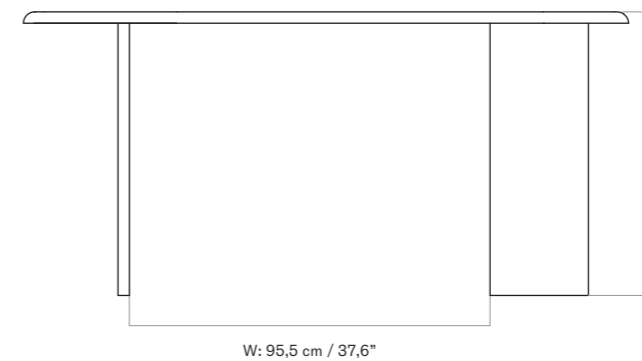
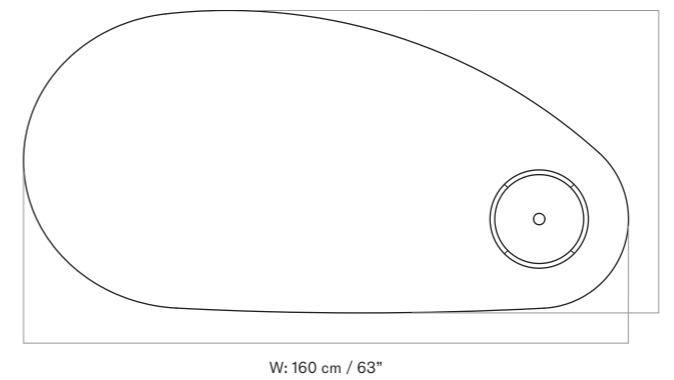
PACKAGING MEASUREMENTS
(H × W × D)

Wood tabletop
7 cm × 85 cm × 165 cm /
2,7" × 33,4" × 64,9"



Flat wood leg
17 cm × 76 cm × 56 cm /
6,7" × 29,9" × 22"

Column steel leg
74 cm × 41 cm × 41 cm /
29,1" × 16,1" × 16,1"

MATERIALS & MAINTENANCE
Please see page 1014 for materials, care and maintenance instructions.



STOCK OPTIONS

SKU	VARIANT
1020889	 THE ECLIPSE DESK, DARK OILED OAK
1020039	 THE ECLIPSE DESK, NATURAL OILED OAK



THE ECLIPSE DESK, material *dark oiled oak*, designer *Fred Rigby Studio*
 HARBOUR DINING CHAIR, STAR BASE, material *polished aluminium / Bouclé 02*, designer *Norm Architects*
 ZET STORAGE SYSTEM, size *H114*, material *black steel / dark stained oak*, designer *Kaschkasch*
 REVERSE TABLE LAMP, designer *Aleksandar Lazic*
 NNDW BOWL & CUP, size *Ø17,5*, material *Dark Glazed*, designer *Norm Architects*



ANDROGYNE SIDE TABLE, Ø40
Designed by *Danielle Siggerud*

Perfectly proportioned, the Androgyne Side Table balances a rounded marble tabletop on a powder coated steel base that features wide, flat legs, laser-cut for precision. The architect-designed piece is offered in a number of materials that can be co-ordinated or contrasted as desired. The latest addition to the collection is a tabletop in Emperador marble, a richly veined marble with intense brown tones, as well as calcatta viola, already known from the Plinth Collection. Carefully selected for its inherent beauty and light-reflecting qualities, the different marble tops provide a top provides a tactile and natural contrast to the sleek metal.




PRODUCT OPTIONS

Tabletop



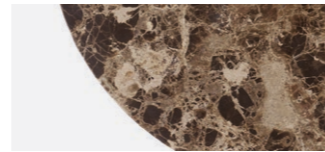
CRYSTAL ROSE MARBLE



NERO MARQUINA MARBLE



CALACATTA VIOLA MARBLE




EMPERADOR MARBLE

Powder coated steel base



IVORY STEEL



BLACK STEEL

TECHNICAL SPECIFICATIONS

PRODUCT TYPE
Side table

COLLI
1

Environment
Indoor

DIMENSIONS

Steel base
H: 43 cm / 16,9"
Ø: 40 cm / 15,7"

Steel base with marble top
H: 44,8 cm / 17,6"
Ø: 42 cm / 16,5"

PRODUCTION PROCESS

Welded CNC-cut steel sheet with powder coated finish. The table top are CNC milled and treated with a sealer.

COLOUR

Marble top
Crystal Rose
Nero Marquina
Calacatta Viola
Emperador

Base
Black (RAL 9005)
Ivory (NCS S 1002-Y50R)

MATERIALS

Powder coated steel and Crystal Rose marble, Nero Marquina marble, Calacatta viola marble or Emperador marble.

GLOSS
Gloss 5-10

WEIGHT

Marble top: 6,9 kg / 15,2 lb
Steel base: 9,7 kg / 21,4 lb

TEST
N / A

CERTIFICATIONS
N / A

PACKAGING TYPE
Gift box

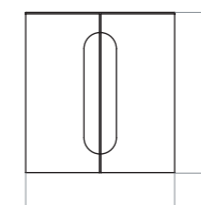

PACKAGING MEASUREMENTS
(H × W × D)

Marble top
16 cm × 49,5 cm × 49,5 cm /
6,3" × 19,5" × 19,5"

Steel base
49 cm × 43 cm × 43 cm /
19,3" × 16,9" × 16,9"


MATERIALS & MAINTENANCE
Please see page 680 for materials, care and maintenance instructions.

STEEL BASE

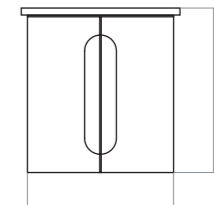


Ø: 40 cm / 15,75"

STEEL BASE WITH MARBLE TABLETOP



Ø: 42 cm / 16,5"









Ø: 40 cm / 15,75"



ANDROGYNE SIDE TABLE, Ø40
Designed by *Danielle Siggerud*

[BACK TO START](#)

STOCK OPTIONS

SKU	VARIANT
<i>Marble tabletop – Marble</i>	
1181539	ANDROGYNE TABLETOP FOR SIDE TABLE, NERO MARQUINA MARBLE 
1181649	ANDROGYNE TABLETOP FOR SIDE TABLE, CRYSTAL ROSE MARBLE 
1181989	ANDROGYNE TABLETOP FOR SIDE TABLE, EMPERADOR MARBLE 
1181319	ANDROGYNE TABLETOP FOR SIDE TABLE, CALACATTA VIOLA MARBLE 
<i>Base – Powder coated steel base</i>	
1180539	ANDROGYNE SIDE TABLE, BLACK STEEL 
1180649	ANDROGYNE SIDE TABLE, IVORY STEEL 



ANDROGYNE SIDE TABLE, material *Ivory base*, designer *Danielle Siggerud*
ANDROGYNE SIDE TABLE TOP, material *Calacatta Viola*, designer *Danielle Siggerud*
EAVE MODULAR SOFA, material *Audo Bouclé*, designer *Norm Architects*

A beautiful and practical furniture design that makes clever use of craftsmanship and tactile materials, the simple silhouette of the Androgyne Side Table is characterised by opposites. The pure use of materials contrasts with a refined silhouette of solid and soft lines, living up to its name thanks to its combination of masculine and feminine characteristics. The pairing of rich oak – with a natural or dark stained finish – walnut and Kunis breccia stone creates a distinctive design customisable to any and every interior style.




PRODUCT OPTIONS


Tabletop




NATURAL OAK



DARK STAINED OAK




WALNUT




KUNIS BRECCIA STONE


Base



NATURAL OAK



BLACK STEEL



WALNUT

PRODUCT TYPE
Side table

COLLI
1

Environment
Indoor

DIMENSIONS
H: 39 cm / 15,4"
Ø: 50 cm / 19,7"

PRODUCTION PROCESS
CNC-cut and hand-polished stone or CNC-cut MDF with oak or walnut veneer. CNC-cut steel fitting with powder coated finish.

Being composed of a natural material, each product is unique and the surface may nuance compared to the images.

COLOUR

Tabletop
Natural oak
Dark stained oak
Walnut
Sand (Kunis breccia stone)

Base
Natural oak
Dark stained oak
Walnut

TECHNICAL SPECIFICATIONS

MATERIALS
Kunis breccia stone, MDF, oak or walnut veneer, powder coated steel, PA plastic glides

WEIGHT
Wood tabletop: 4,8 kg / 10,6 lb
Kunis Breccia tabletop: 8,9 kg / 19,6 lb
Wood base: 6,6 kg / 14,6 lb

TEST
N / A

CERTIFICATIONS
TSCA title IV compliant

PACKAGING TYPE

Wood tabletop
Brown box

Kunis Breccia tabletop
Wood crate

Base
Brown box

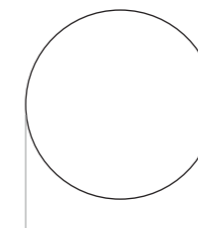
PACKAGING MEASUREMENTS
(H × W × D)

Wood tabletop
6 cm × 55 cm × 55 cm /
2,4" × 21,7" × 21,7"

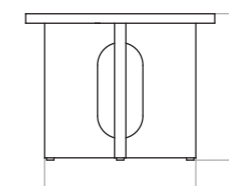
Kunis Breccia tabletop
4,5 cm × 58 cm × 58 cm /
1,8" × 22,8" × 22,8"

Base
19 cm × 26 cm × 41 cm /
7,5" × 10,2" × 16,1"

MATERIALS & MAINTENANCE
Please see page 680 for materials, care and maintenance instructions.



Ø: 50 cm / 19,7"



H: 39,5 / 15,5"

W: 35,5 cm / 14"



ANDROGYNE SIDE TABLE, Ø50
Designed by *Danielle Siggerud*

[BACK TO START](#)

STOCK OPTIONS

SKU	VARIANT
<i>Wood base — Wood tabletop</i>	
1119039	ANDROGYNE SIDE TABLE, Ø50, NATURAL OAK / NATURAL OAK
1119849	ANDROGYNE SIDE TABLE, Ø50, DARK STAINED OAK / DARK STAINED OAK
1119879	ANDROGYNE SIDE TABLE, Ø50, WALNUT / WALNUT
<i>Wood base — Kunis breccia stone tabletop</i>	
1119019	ANDROGYNE SIDE TABLE, Ø50, NATURAL OAK / KUNIS BRECCIA STONE
1119819	ANDROGYNE SIDE TABLE, Ø50, DARK STAINED OAK / KUNIS BRECCIA STONE
1119869	ANDROGYNE SIDE TABLE, Ø50, WALNUT / KUNIS BRECCIA STONE



ANDROGYNE SIDE TABLE, size Ø50, material *dark stained oak / dark stained oak*, designer *Danielle Siggerud*

Imagined by Norwegian architect and designer Danielle Siggerud for Audo's former showroom café, the Androgyne Collection profiles simple silhouettes and refined materials. A celebration of craftsmanship, the Androgyne Lounge Table is a characterful centrepiece in a living space. Profiling the beauty of natural materials and uncompromising craftsmanship, each design is precision assembled to reveal the inherent beauty and uniqueness of the material. Each piece of stone and marble will therefore vary and display differently.




PRODUCT OPTIONS

Tabletop



NATURAL OAK



DARK STAINED OAK



WALNUT




KUNIS BRECCIA STONE




CALACATTA VIOLA MARBLE


Base



NATURAL OAK



DARK STAINED OAK



WALNUT



KUNIS BRECCIA STONE



CALACATTA VIOLA MARBLE

PRODUCT TYPE
Lounge table

COLLI
1

Environment
Indoor

DIMENSIONS
H: 37,8 cm / 14,9"
W: 120 cm / 47,2"
D: 45 cm / 17,7"

PRODUCTION PROCESS
CNC-cut and hand-polished stone or CNC-cut MDF with oak or walnut veneer. CNC-cut steel fitting with powder coated finish.

Being composed of a natural material, each product is unique and the surface may nuance compared to the images.

COLOUR

Tabletop
Natural oak
Dark stained oak
Walnut
Kunis breccia stone
Calacatta viola marble

Base
Natural oak
Dark stained oak
Walnut
Kunis breccia stone
Calacatta viola marble

TECHNICAL SPECIFICATIONS

MATERIALS
Kunis breccia stone or Calacatta viola marble, MDF, oak or walnut veneer, powder coated steel, PA plastic glides

WEIGHT
Wood tabletop: 10,9 kg / 24 lb
Kunis Breccia tabletop: 28,6 kg / 63,1 lb
Calacatta Viola tabletop: 28,6 kg / 63,1 lb
Wood base: 9,12 kg / 20,1 lb
Kunis Breccia base: 25,8 kg / 56,9 lb
Calacatta Viola base: 25,8 kg / 56,9 lb

TEST
N / A

CERTIFICATIONS
TSCA title VI compliant

PACKAGING TYPE

Wood tabletop
Brown box

Stone tabletop
Wood crate

Wood base
Brown box

Stone base
Wood crate

PACKAGING MEASUREMENTS
(H × W × D)

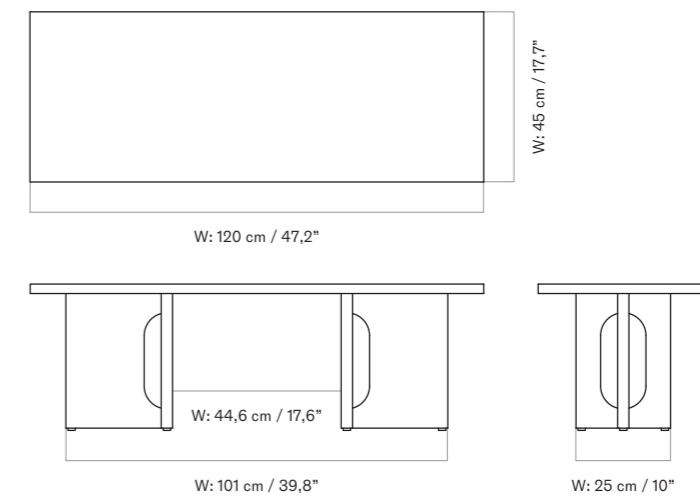
Wood tabletop
5 cm × 125 cm × 50 cm /
2" × 49,2" × 19,7"

Stone tabletop
8 cm × 129 cm × 54 cm /
3,1" × 50,8" × 21,3"

Wood base
17 cm × 30 cm × 40 cm /
6,7" × 11,8" × 15,7"

Stone base
43,5 cm × 66 cm × 32,5 cm /
17,1" × 26" × 12,8"

MATERIALS & MAINTENANCE
Please see page 680 for materials, care and maintenance instructions.
















ANDROGYNE LOUNGE TABLE
Designed by *Danielle Siggerud*

[BACK TO START](#)

STOCK OPTIONS

SKU	VARIANT
<i>Wood base — wood tabletop</i>	
1184039	ANDROGYNE LOUNGE TABLE, NATURAL OAK / NATURAL OAK 
1184849	ANDROGYNE LOUNGE TABLE, DARK STAINED OAK / DARK STAINED OAK 
1184879	ANDROGYNE LOUNGE TABLE, WALNUT / WALNUT 

STOCK OPTIONS

SKU	VARIANT
<i>Wood base — stone / marble tabletop</i>	
1184019	ANDROGYNE LOUNGE TABLE, NATURAL OAK / KUNIS BRECCIA STONE 
1184819	ANDROGYNE LOUNGE TABLE, DARK STAINED OAK / KUNIS BRECCIA STONE 
1189019	ANDROGYNE LOUNGE TABLE, NATURAL OAK / CALACATTA VIOLA MARBLE 
1189819	ANDROGYNE LOUNGE TABLE, DARK STAINED OAK / CALACATTA VIOLA MARBLE 
1184869	ANDROGYNE LOUNGE TABLE, WALNUT / KUNIS BRECCIA STONE 
1189869	ANDROGYNE LOUNGE TABLE, WALNUT / CALACATTA VIOLA MARBLE 
<i>Stone / marble base — stone / marble tabletop</i>	
1184139	ANDROGYNE LOUNGE TABLE, KUNIS BRECCIA / SAND, KUNIS BRECCIA 
1189319	ANDROGYNE LOUNGE TABLE, CALACATTA VIOLA MARBLE / CALACATTA VIOLA MARBLE 




HARBOUR COLUMN LOUNGE TABLE, STAR BASE
Designed by *Norm Architects*

[BACK TO START](#)


Star-shaped, Black powder coated aluminium and steel base with round Kunis Breccia stone, Estremoz marble, Black painted oak or linoleum tabletop.

PRODUCT OPTIONS

Tabletop



BLACK PAINTED OAK



CHARCOAL LINOLEUM



ESTREMOZ MARBLE



KUNIS BRECCIA STONE

Base



BLACK POWDER COATED
ALUMINIUM & STEEL



PRODUCT TYPE
Lounge table

COLLI
1

Environment
Indoor

DIMENSIONS
H: 50 cm / 19,7"
Ø: 80 cm / 31,5"

PRODUCTION PROCESS
Star base is made of die-cast aluminium and column is made of extruded aluminium. The top plate for mounting the tabletop to the base, is made from flame cut steel. The tabletops are CNC milled. The tabletop in Kunis Breccia stone and Estremoz marble is treated with a sealer.

Being composed of a natural material, each product is unique and the surface may nuance compared to the images.

COLOUR

Tabletop
Black (RAL 9005)
Charcoal (RAL 7012)
Off white (Estremoz marble)
Sand (Kunis Breccia)

Base
Black (RAL 9005)

TECHNICAL SPECIFICATIONS

GLOSS
Gloss 10-20

MATERIALS

Tabletop
Kunis Breccia stone, Estremoz marble, MDF and forbo linoleum or MDF and painted oak veneer

Topplate
Powder coated steel

Base
Cast, extruded aluminium, steel

WEIGHT

Tabletop oak or linoleum
9 kg / 19,8 lb

Tabletop marble or stone
52,8 kg / 116,4 lb

Topplate
6,4 kg / 14,1 lb

Column
1,1 kg / 2,4 lb

Star base
3,5 kg / 7,7 lb

TEST
EN 15372:2016, L2

CERTIFICATIONS
TSCA title VI compliant

PACKAGING TYPE
Brown box

PACKAGING MEASUREMENTS
(H × W × D)

Tabletop oak or linoleum
6 cm × 85 cm × 85 cm /
2,4" × 33,5" × 33,5"


Tabletop marble or stone
90 cm × 90 cm × 10 cm /
35,4" × 35,4" × 4"

Topplate
6 cm × 48 cm × 48 cm /
2,4" × 18,9" × 18,9"

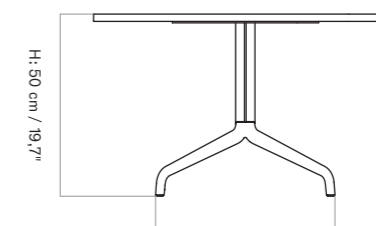
Column (H × Ø)
30 cm × 7 cm /
11,8" × 2,8"

Star base
22 cm × 51 cm × 51 cm /
8,7" × 20,1" × 20,1"

MATERIALS & MAINTENANCE
Please see page 680 for materials, care and maintenance instructions.



Ø: 80 cm / 31,5"



D/W: 49 cm / 19,3"



HARBOUR COLUMN LOUNGE TABLE, STAR BASE
Designed by *Norm Architects*

[BACK TO START](#)

STOCK OPTIONS

SKU VARIANT

Harbour Column Lounge Table — Star base — Ø80

9303539  HARBOUR COLUMN LOUNGE TABLE, Ø80,
BLACK ALUMINIUM & STEEL / BLACK OAK


9303659  HARBOUR COLUMN LOUNGE TABLE, Ø80,
BLACK ALUMINIUM & STEEL / ESTREMOZ MARBLE

SPEC OPTIONS

Selected combinations 6–8 weeks delivery time.

SKU VARIANT

Harbour Column Lounge Table — Star base — Ø80

9303149  HARBOUR COLUMN LOUNGE TABLE, Ø80,
BLACK ALUMINIUM & STEEL / BLACK OAK

9303139  HARBOUR COLUMN LOUNGE TABLE, Ø80,
BLACK ALUMINIUM & STEEL / ESTREMOZ MARBLE

KNITTING CHAIR, *material dark stained oak / Dakar 0311*, designer *Ib Kofod-Larsen*
HARBOUR COLUMN LOUNGE TABLE, size *Ø80*,
material black aluminium & steel / Kunis Breccia, designer *Norm Architects*
HASHIRA TABLE LAMP, designer *Norm Architects*





PASSAGE LOUNGE TABLE, Ø50
Designed by *Krøyer-Sætter-Lassen*

[BACK TO START](#)

Whether playing host to drinks or home to the remote control or of-the-moment reads, the versatile Passage Lounge Table brings a feeling of soft serenity to spaces thanks to its calming round shape and FSC-certified solid wood construction. Cleverly designed as a flatpack, self-assembly kit, inviting you to engage with the design, it come in three sizes, which allows you to pair multiples together in a nest-like formation, and two finishes: natural and dark lacquered oak of the highest quality.



PRODUCT OPTIONS

Tabletop





NATURAL OAK



DARK LACQUERED OAK

STOCK OPTIONS

SKU	VARIANT
9150039	 PASSAGE LOUNGE TABLE, Ø50, NATURAL OAK
9150959	 PASSAGE LOUNGE TABLE, Ø50, DARK LACQUERED OAK

TECHNICAL SPECIFICATIONS

PRODUCT TYPE
Lounge table

COLLI
1

ENVIRONMENT
Indoor

DIMENSIONS
H: 43 cm / 17"
Ø: 50 cm / 19,7"

PRODUCTION PROCESS
CNC cut solid wood.

COLOUR
Natural oak
Dark lacquered oak

MATERIALS
Solid oak, stain and lacquer

GLOSS
N / A

WEIGHT
4 kg / 8,8 lb

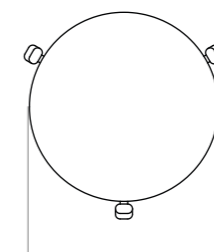
TEST
N / A

CERTIFICATIONS
Crafted from FSC certified oak

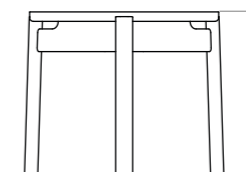
PACKAGING TYPE
Brown box

PACKAGING MEASUREMENTS
(H × W × D)
10,5 cm × 49 cm × 46 cm /
4,1" × 19,2" × 18,1"

MATERIALS & MAINTENANCE
Please see page 680 for materials, care and maintenance instructions.



Ø: 50 cm / 19,7"



H: 43 cm / 17"



PASSAGE LOUNGE TABLE, Ø70
Designed by *Krøyer-Sætter-Lassen*

[BACK TO START](#)

Whether playing host to drinks or home to the remote control or of-the-moment reads, the versatile Passage Lounge Table brings a feeling of soft serenity to spaces thanks to its calming round shape and FSC-certified solid wood construction. Cleverly designed as a flatpack, self-assembly kit, inviting you to engage with the design, it come in three sizes, which allows you to pair multiples together in a nest-like formation, and two finishes: natural and dark lacquered oak of the highest quality.



PRODUCT OPTIONS

Tabletop





NATURAL OAK



DARK LACQUERED OAK

STOCK OPTIONS

SKU	VARIANT
9170039	 PASSAGE LOUNGE TABLE, Ø70, NATURAL OAK
9170959	 PASSAGE LOUNGE TABLE, Ø70, DARK LACQUERED OAK

TECHNICAL SPECIFICATIONS

PRODUCT TYPE
Lounge table

COLLI
1

ENVIRONMENT
Indoor

DIMENSIONS
H: 38 cm / 15"
Ø: 70 cm / 27,6"

PRODUCTION PROCESS
CNC cut solid wood.

COLOUR
Natural oak
Dark lacquered oak

MATERIALS
Solid oak, stain and lacquer

GLOSS
N / A

WEIGHT
6 kg / 13,2 lb

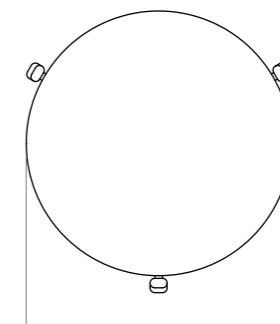
TEST
N / A

CERTIFICATIONS
Crafted from FSC certified oak

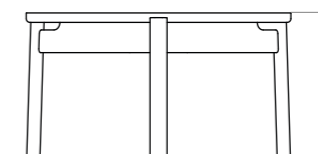
PACKAGING TYPE
Brown box

PACKAGING MEASUREMENTS
(H × W × D)
10,5 cm × 54,5 cm × 53,5 cm /
4,1" × 21,5" × 21,1"

MATERIALS & MAINTENANCE
Please see page 680 for materials, care and maintenance instructions.



Ø: 70 cm / 27,6"



H: 38 cm / 15"



PASSAGE LOUNGE TABLE, Ø90
Designed by *Krøyer-Sætter-Lassen*

[BACK TO START](#)

Whether playing host to drinks or home to the remote control or of-the-moment reads, the versatile Passage Lounge Table brings a feeling of soft serenity to spaces thanks to its calming round shape and FSC-certified solid wood construction. Cleverly designed as a flatpack, self-assembly kit, inviting you to engage with the design, it come in three sizes, which allows you to pair multiples together in a nest-like formation, and two finishes: natural and dark lacquered oak.

PRODUCT OPTIONS

Tabletop





NATURAL OAK



DARK LACQUERED OAK

STOCK OPTIONS

SKU	VARIANT
9190039	 PASSAGE LOUNGE TABLE, Ø90, NATURAL OAK
9190959	 PASSAGE LOUNGE TABLE, Ø90, DARK LACQUERED OAK



TECHNICAL SPECIFICATIONS

PRODUCT TYPE
Lounge table

COLLI
1

ENVIRONMENT
Indoor

DIMENSIONS
H: 33 cm / 13"
Ø: 90 cm / 35,4"

PRODUCTION PROCESS
CNC cut solid wood.

COLOUR
Natural oak
Dark lacquered oak

MATERIALS
Oak, powder coated steel

GLOSS
N / A

WEIGHT
9,5 kg / 20,9 lb

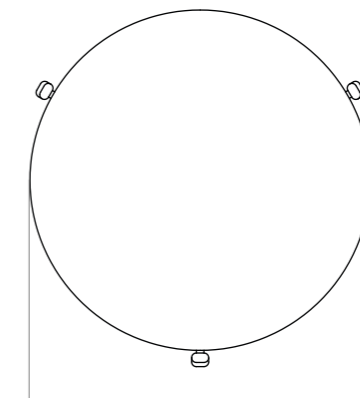
TEST
N / A

CERTIFICATIONS
Crafted from FSC certified oak

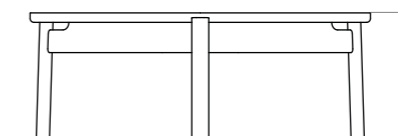
PACKAGING TYPE
Brown box

PACKAGING MEASUREMENTS
(H × W × D)
10,5 cm × 74 cm × 73,5 cm /
4,1" × 29,1" × 28,9"

MATERIALS & MAINTENANCE
Please see page 680 for materials, care and maintenance instructions.



Ø: 90 cm / 35,4"



H: 33 cm / 13"



UMANOFF SIDE TABLE
Designed by *Arthur Umanoff*

[BACK TO START](#)

As relevant today as it was when first designed by Arthur Umanoff in the 1950s, the reissued Umanoff Side Table balances walnut and brass on its rounded top and tripod-inspired frame to create a table that challenges convention. Despite its decidedly small footprint, the versatile piece makes a big impact as a mid-century modern design for a glass of wine, mugs of coffee or a delicate vase. The Umanoff Side Table is available in two sizes.

PRODUCT OPTIONS

45



WALNUT / BRUSHED BRASS
1188879

60



WALNUT / BRUSHED BRASS
1189879

STOCK OPTIONS

SKU	VARIANT
1188879	UMANOFF SIDE TABLE, 45, WALNUT / BRUSHED BRASS
1189879	UMANOFF SIDE TABLE, 60, WALNUT / BRUSHED BRASS

TECHNICAL SPECIFICATIONS

PRODUCT TYPE Side table	COLOUR Oiled walnut and brushed brass with matte lacquer.	PACKAGING TYPE Brown box
COLLI 1	GLOSS N / A	PACKAGING MEASUREMENTS (H x W x D) <i>45</i> 47,5 cm x 47,5 cm x 64 cm / 18,7" x 18,7" x 25,2" <i>60</i> 47,5 cm x 47,5 cm x 79 cm / 18,7" x 18,7" x 31,1"
Environment Indoor	MATERIALS Solid walnut and brass	MATERIALS & MAINTENANCE Please see page 680 for materials, care and maintenance instructions.
DIMENSIONS <i>45</i> H: 45 cm / 17,7" Ø: 43/40 cm / 17/15,7" <i>60</i> H: 60 cm / 23,6" Ø: 43/40 cm / 17/15,7"	WEIGHT 45: 2,21 kg / 4,87 lb 60: 2,44 kg / 5,38 lb	
PRODUCTION PROCESS CNC cut solid wood and hand-made solid brass components	TEST Max weight 5 kg / 11 lb	
	CERTIFICATIONS N / A	

45

60



Ø: 43 cm / 17"



Ø: 40 cm / 15,7"



D: 41,5 cm / 16,3"

H: 45 cm / 17,7"



Ø: 43 cm / 17"



Ø: 40 cm / 15,7"



D: 41,5 cm / 16,3"

H: 60 cm / 23,6"

An elegant design with refined details, the reissued Umanoff side table by Arthur Umanoff remains true to its Modernist roots. Crafted in solid walnut and fitted with a practical laminate top, the lightweight design is easy to move around, making it a versatile addition to a space.



WALNUT / BLACK
1187539



WALNUT / BURGUNDY
1187379



WALNUT / FOG
1187179

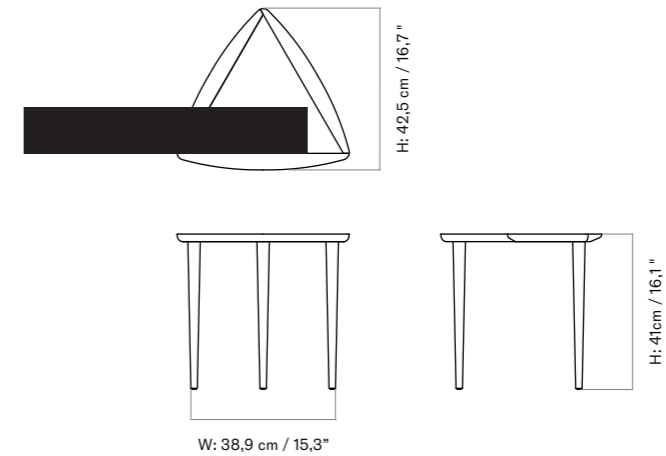
STOCK OPTIONS

SKU	VARIANT
1187539	UMANOFF NESTING SIDE TABLE, WALNUT / BLACK TABLETOP
1187379	UMANOFF NESTING SIDE TABLE, WALNUT / BURGUNDY TABLETOP
1187179	UMANOFF NESTING SIDE TABLE, WALNUT / FOG TABLETOP

TECHNICAL SPECIFICATIONS

PRODUCT TYPE Side Table	COLOUR <i>Tabletop</i> Black Burgundy Fog <i>Wood base</i> Walnut	WEIGHT 2 kg / 4,41 lbs
COLLI 1	MATERIALS Walnut, laminate, MDF	PACKAGING TYPE Brown box
ENVIRONMENT Indoor		PACKAGING MEASUREMENTS (H × W × D) 9 cm × 30 cm × 38 cm / 3,54" × 11,81" × 14,96"
DIMENSIONS H: 41 cm / 16,14" W: 45,5 cm / 17,91" D: 42,6 cm / 16,77"		MATERIALS & MAINTENANCE Please see page 680 for materials, care and maintenance instructions.


PRODUCTION PROCESS
The table top is made from milled solid walnut assembled with a tenant joint with a high pressured laminate on top. The legs are turned threaded solid walnut.




NONO TABLE
Designed by *Norm Architects & Note design studio*

Lounge table with powder coated steel base and glass tabletop. Available in two sizes.

PRODUCT OPTIONS

Tabletop

BROWN GLASS



DARK GREEN GLASS

Frame

BLACK STEEL



STOCK OPTIONS

SKU	VARIANT
8560049	NONO TABLE, S, BEIGE
8561499	NONO TABLE, L, DARK GREEN
8561939	NONO TABLE, L, BROWN

TECHNICAL SPECIFICATIONS

PRODUCT TYPE
Lounge table

COLLI
1

ENVIRONMENT
Indoor

DIMENSIONS

Large
H: 35 cm / 13,8"
W: 50 cm / 19,5"
L: 96,5 cm / 38"

PRODUCTION PROCESS
Bent, welded steel tubes and flat wire with a powder coated surface. Tabletop in tempered glass with silk print.

COLOUR

Tabletop
Brown (Pantone 7533C)
Dark green (Pantone 449C)

Frame
Black (RAL 9005)

GLOSS
Gloss 10-20

MATERIALS
Powder coated steel, glass; silk print

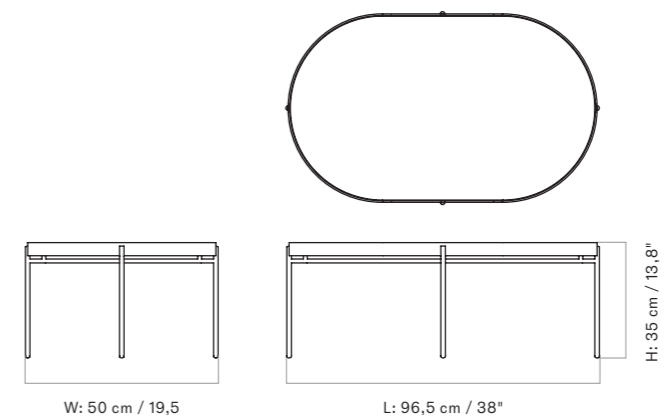
WEIGHT
15,6 kg / 34,4 lb

CERTIFICATIONS
TSCA title VI compliant

PACKAGING TYPE
Brown box

PACKAGING MEASUREMENTS
(H x W x D)
13 cm x 103,5 cm x 66 cm /
5,1 " x 40,7 " x 26"

MATERIALS & MAINTENANCE
Please see page 996 for materials, care and maintenance instructions.





TURNING TABLE
Designed by *Theresa Rand*

[BACK TO START](#)

Oak or stained ash veneer tabletop with
Black chrome or brass base.


PRODUCT OPTIONS

STOCK OPTIONS

Tabletop



WHITE OAK




BLACK ASH

Base



WHITE OAK / BLACK CHROME



BLACK ASH / BRASS



SKU

VARIANT

6900049

TURNING TABLE, WHITE OAK / BLACK CHROME

6900539

TURNING TABLE, BLACK ASH / BRASS

TECHNICAL SPECIFICATIONS

PRODUCT TYPE
Sofa table

COLOUR
White oak / Black chrome
Black ash / Brass

CERTIFICATIONS
TSCA title VI compliant

COLLI
1

MATERIALS
Natural oak veneer, solid oak and Black
chromed steel or Black stained ash veneer,
solid ash and solid brass

PACKAGING TYPE
Brown box

ENVIRONMENT
Indoor

WEIGHT
9,4 kg / 20,7 lb

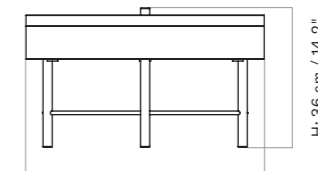

PACKAGING MEASUREMENTS
(H × W × D)
68,5 cm × 68,5 cm × 15,5 cm /
27" × 27" × 6,1"

DIMENSIONS
H: 36 cm / 14,2"
Ø: 65 cm / 25,6"

TEST
N / A

MATERIALS & MAINTENANCE
Please see page 680 for materials, care and
maintenance instructions.

PRODUCTION PROCESS
Bend veneer top, turned solid wood legs
with a welded thread supporter.



Ø: 65 cm / 25,6"

H: 36 cm / 14,2"



JÄGER LOUNGE TABLE

designed by *Mogens Lassen*

Mogens Lassen's reissued coffee table from 1941 profiles the beauty of wood and brass while drawing inspiration from ancient Egypt: the foldaway design takes its cues from folding stools and beds found in Tutankhamen's tomb. Each table bears a brass plaque engraved with a unique serial number. Wood care kit included.



NATURAL OAK
1103039



WALNUT
1103879

STOCK OPTIONS

SKU	VARIANT
1103039	JÄGER LOUNGE TABLE, NATURAL OAK BASE / NATURAL OAK TABLETOP
1103879	JÄGER LOUNGE TABLE, WALNUT BASE / WALNUT TABLETOP

TECHNICAL SPECIFICATIONS

PRODUCT TYPE
Lounge table

COLLI
1

ENVIRONMENT
Indoor

DIMENSIONS
H: 45 cm / 17,7"
W: 130 cm / 51,1"
D: 65 cm / 25,5"

PRODUCTION PROCESS
The lounge table is mainly made from solid wood. The tabletop is made of veneer and joint with a solid wood edge. The frame construction is CNC carved in solid wood and joint together with the tabletop, by using solid brass brackets. The table is foldable.

COLOURS
Natural oil oak / oak veneer
Natural oil walnut / walnut veneer


MATERIALS
Natural oak or walnut, wood material w. veneer, brass

WEIGHT
19 kg / 42 lb

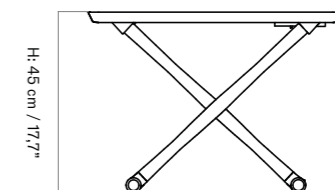
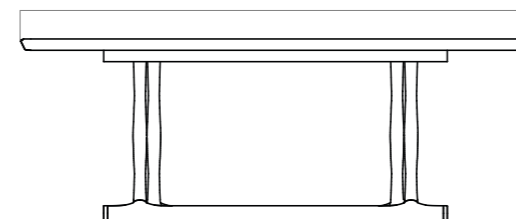
PACKAGING TYPE
Brown box

PACKAGING MEASUREMENTS
(H x W x D)
13 cm x 79 cm x 136 cm /
5,12" x 31,1" x 53,54"

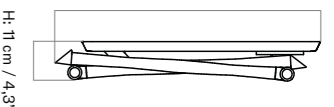
MATERIALS & MAINTENANCE
Please see page 680 for materials, care and maintenance instructions.



W: 130 cm / 51,1"



D: 77 cm / 30,3"



 Plinth Low →

 Plinth Cubic →

 Plinth Tall →

 Plinth Grand →

 Plinth Pedestal →

 Plinth Bridge →

PLINTH SHELF, material *Kunis Breccia*, designer *Norm Architects*
PLINTH GRAND, material *Kunis Breccia*, designer *Norm Architects*
PLINTH TALL, material *Kunis Breccia*, designer *Norm Architects*
PLINTH LOW, material *Kunis Breccia*, designer *Norm Architects*



PLINTH LOW
Designed by *Norm Architects*

Over centuries, the plinth has been a much mused-over object. With this project Danish studio Norm Architects set out to rethink the uses of the plinth and to reveal the natural beauty of marble. The result is a series of podiums with multiple uses in the home, office or showroom. Plinth is available in six sizes. The low rectangular version is ideal as a monumental coffee table. Profiling the beauty of natural materials and uncompromising craftsmanship, each design is precision assembled to reveal the inherent beauty and uniqueness of the material. Each piece of stone and marble will therefore vary and display differently.



PRODUCT OPTIONS

Marble options




NERO MARQUINA MARBLE



GREY KENDZO MARBLE



CARRARA MARBLE



CALACATTA VIOLA MARBLE



KUNIS BRECCIA STONE

STOCK OPTIONS

SKU	VARIANT
7000530	PLINTH LOW, BLACK, NERO MARQUINA MARBLE
7000960	PLINTH LOW, GREY KENDZO MARBLE
7000630	PLINTH LOW, WHITE, CARRARA MARBLE
7000319	PLINTH LOW, ROSE, CALACATTA VIOLA MARBLE
7000130	PLINTH LOW, SAND, KUNIS BRECCIA STONE

TECHNICAL SPECIFICATIONS

PRODUCT TYPE
Coffee / Side table

COLLI
1

ENVIRONMENT
Indoor

DIMENSIONS
W: 100 cm / 39,4"
D: 60 cm / 23,6"
H: 27 cm / 10,6"

PRODUCTION PROCESS
2 cm thick marble plates are cut and edges are milled at 45-degree angles before all five plates are glued together in mitre joints. Corners are reinforced by reusing excess marble from the production. The bottom plate is made from plywood, where the adjustable glides are fastened.

Being composed of a natural material, each product is unique and the surface may nuance compared to the images.

COLOUR
Nero Marquina marble
Grey Kendzo marble
Carrara marble
Calacatta viola marble
Kunis Breccia stone

MATERIALS
Nero Marquina marble, Kendzo marble, Carrara marble, Calacatta viola marble, Kunis Breccia stone and MDF

WEIGHT
82 kg / 180,8 lb

TEST
N / A

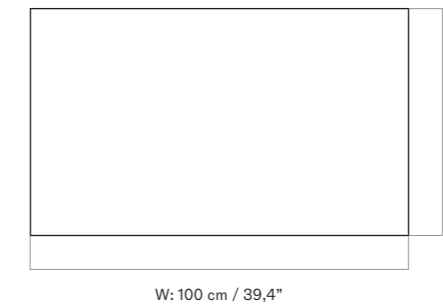
CERTIFICATIONS
TSCA title IV compliant

Declare.

PACKAGING TYPE
Wooden crate

PACKAGING MEASUREMENTS
(H × W × D)
45 cm × 110,5 cm × 70,5 cm /
17,7" × 43,5" × 27,8"

MATERIALS & MAINTENANCE
Please see page 680 for materials, care and maintenance instructions.



PLINTH CUBIC
Designed by *Norm Architects*

[BACK TO START](#)

Over centuries, the plinth has been a much mused-over object. With this project Danish studio Norm Architects set out to rethink the uses of the plinth and to reveal the natural beauty of marble. The result is a series of podiums with multiple uses in the home, office or showroom. Plinth is available in six sizes. The cube makes a perfect bed-side table or side table. Profiling the beauty of natural materials and uncompromising craftsmanship, each design is precision assembled to reveal the inherent beauty and uniqueness of the material. Each piece of stone and marble will therefore vary and display differently.



PRODUCT OPTIONS


Marble options



NERO MARQUINA MARBLE




GREY KENDZO MARBLE



CARRARA MARBLE



CALACATTA VIOLA MARBLE



KUNIS BRECCIA STONE

STOCK OPTIONS

SKU	VARIANT
7010530	PLINTH CUBIC, BLACK, NERO MARQUINA MARBLE
7010960	PLINTH CUBIC, GREY KENDZO MARBLE
7010630	PLINTH CUBIC, WHITE, CARRARA MARBLE
7010319	PLINTH CUBIC, ROSE, CALACATTA VIOLA MARBLE
7010130	PLINTH CUBIC, SAND, KUNIS BRECCIA STONE

TECHNICAL SPECIFICATIONS

PRODUCT TYPE
Coffee / Side table

COLLI
1

ENVIRONMENT
Indoor

DIMENSIONS
W: 40 cm / 15,7"
D: 40 cm / 15,7"
H: 40 cm / 15,7"

PRODUCTION PROCESS
2 cm thick marble plates are cut and edges are milled at 45-degree angles before all five plates are glued together in mitre joints. Corners are reinforced by reusing excess marble from the production. The bottom plate is made from plywood, where the adjustable glides are fastened.

Being composed of a natural material, each product is unique and the surface may nuance compared to the images.

COLOUR
Nero Marquina marble
Grey Kendzo marble
Carrara marble
Calacatta viola marble
Kunis Breccia stone

MATERIALS
Nero Marquina marble, Kendzo marble, Carrara marble, Calacatta viola marble, Kunis Breccia stone and MDF

WEIGHT
37,5 kg / 82,7 lb

TEST
N / A


CERTIFICATIONS
TSCA title IV compliant

Declare.

PACKAGING TYPE
Wooden crate

PACKAGING MEASUREMENTS
(H × W × D)
54,5 cm × 56,5 cm × 56,5 cm /
21,5" × 22,2" × 22,2"

MATERIALS & MAINTENANCE
Please see page 680 for materials, care and maintenance instructions.



W: 40 cm / 15,7"

D: 40 cm / 15,7"



H: 40 cm / 15,7"

PLINTH TALL
Designed by *Norm Architects*

Over centuries, the plinth has been a much mused-over object. With this project Danish studio Norm Architects set out to rethink the uses of the plinth and to reveal the natural beauty of marble. The result is a series of podiums with multiple uses in the home, office or showroom. Plinth is available in six sizes. Use the tall Plinth in the traditional manner – as a podium on which to display a bust, sculpture, art books, plants or a lamp. Profiling the beauty of natural materials and uncompromising craftsmanship, each design is precision assembled to reveal the inherent beauty and uniqueness of the material. Each piece of stone and marble will therefore vary and display differently.



PRODUCT OPTIONS

Marble options




NERO MARQUINA MARBLE



GREY KENDZO MARBLE



CARRARA MARBLE



CALACATTA VIOLA MARBLE



KUNIS BRECCIA STONE

STOCK OPTIONS

SKU	VARIANT
7020530	PLINTH TALL, BLACK, NERO MARQUINA MARBLE
7020960	PLINTH TALL, GREY KENDZO MARBLE
7020630	PLINTH TALL, WHITE, CARRARA MARBLE
7020319	PLINTH TALL, ROSE, CALACATTA VIOLA MARBLE
	PLINTH CUBIC, SAND, KUNIS BRECCIA STONE

TECHNICAL SPECIFICATIONS

PRODUCT TYPE
Coffee / Side table

COLLI
1

ENVIRONMENT
Indoor

DIMENSIONS
W: 30 cm / 11,8"
D: 30 cm / 11,8"
H: 51 cm / 20,1"

PRODUCTION PROCESS
2 cm thick marble plates are cut and edges are milled at 45-degree angles before all five plates are glued together in mitre joints. Corners are reinforced by reusing excess marble from the production. The bottom plate is made from plywood, where the adjustable glides are fastened.

Being composed of a natural material, each product is unique and the surface may nuance compared to the images.

COLOUR
Nero Marquina marble
Grey Kendzo marble
Carrara marble
Calacatta viola marble
Kunis Breccia stone

MATERIALS
Nero Marquina marble, Kendzo marble, Carrara marble, Calacatta viola marble, Kunis Breccia stone and MDF

WEIGHT
32,5 kg / 71,7 lb

TEST
N / A

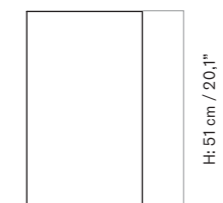
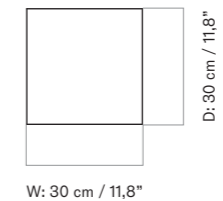
CERTIFICATIONS
TSCA title IV compliant

Declare.

PACKAGING TYPE
Wooden crate

PACKAGING MEASUREMENTS
(H × W × D)
66 cm × 47 cm × 47 cm / 26" × 18,5" × 18,5"

MATERIALS & MAINTENANCE
Please see page 680 for materials, care and maintenance instructions.



PLINTH GRAND
Designed by *Norm Architects*

BACK TO START

A supersized version of our classic Plinth Low podium, the Plinth Grand is a monumental and multifunctional design. Designed by Norm Architects and offered in four marble types with unique veining as well as Kunis Breccia stone, each piece is carefully assembled by hand for the perfect alignment. The design lends itself to a variety of uses and spaces: shaped into a perfectly balanced rectangle, Plinth Grand is ideal as a statement-making coffee table or low-lying display for decorative objects. It is also a sculptural object in its own right, elevating a space with its sophistication and light-reflecting finish. Profiling the beauty of natural materials and uncompromising craftsmanship, each design is precision assembled to reveal the inherent beauty and uniqueness of the material. Each piece of stone and marble will therefore vary and display differently.



PRODUCT OPTIONS

Marble options



NERO MARQUINA MARBLE



GREY KENDZO MARBLE



CARRARA MARBLE



CALACATTA VIOLA MARBLE



KUNIS BRECCIA STONE

STOCK OPTIONS

SKU	VARIANT
7030530	PLINTH GRAND, NERO MARQUINA MARBLE
7030960	PLINTH GRAND, GREY KENDZO MARBLE
7030630	PLINTH GRAND, CARRARA MARBLE
7030319	PLINTH GRAND, CALACATTA VIOLA MARBLE
7030130	PLINTH GRAND, KUNIS BRECCIA STONE

TECHNICAL SPECIFICATIONS

PRODUCT TYPE
Coffee / Side table

COLLI
1

ENVIRONMENT
Indoor

DIMENSIONS
W: 137 cm / 53,94"
D: 76 cm / 29,92"
H: 28 cm / 11"

PRODUCTION PROCESS
2 cm thick marble plates are cut and edges are milled at 45-degree angles before all five plates are glued together in mitre joints. Corners are reinforced by reusing excess marble from the production. The bottom plate is made from plywood, where the adjustable glides are fastened.

Being composed of a natural material, each product is unique and the surface may nuance compared to the images.

COLOUR
Nero Marquina marble
Grey Kendzo marble
Carrara marble
Calacatta viola marble
Kunis Breccia stone

MATERIALS
Nero Marquina marble, Kendzo marble, Carrara marble, Calacatta viola marble, Kunis Breccia stone, PA glides and MDF

WEIGHT
120 kg / 264,5 lb

TEST
N / A

CERTIFICATIONS
TSCA title IV compliant

Declare.

PACKAGING TYPE
Wooden crate

PACKAGING MEASUREMENTS
(H × W × D)
147 cm × 86 cm × 56 cm /
57,87" × 33,86" × 22,05"

MATERIALS & MAINTENANCE
Please see page 680 for materials, care and maintenance instructions.



PLINTH PEDESTAL
Designed by *Norm Architects*

The Plinth Pedestal is a space-saving display for ornamental objects – from a decorative vase to an antique artifact. Visually decluttering a space, its slender silhouette and premium materials ensure it stands out as much as the items that rest upon it.



PRODUCT OPTIONS

Marble options




NERO MARQUINA MARBLE



GREY KENDZO MARBLE



CARRARA MARBLE



CALACATTA VIOLA MARBLE



KUNIS BRECCIA STONE

STOCK OPTIONS

SKU	VARIANT
7025530	PLINTH PEDESTAL, NERO MARQUINA MARBLE
7025960	PLINTH PEDESTAL, GREY KENDZO MARBLE
7025630	PLINTH PEDESTAL, CARRARA MARBLE
7025319	PLINTH PEDESTAL, CALACATTA VIOLA MARBLE
7025130	PLINTH PEDESTAL, KUNIS BRECCIA STONE

TECHNICAL SPECIFICATIONS

PRODUCT TYPE
Lounge table

COLLI
1

ENVIRONMENT
Indoor

DIMENSIONS
W: 30 cm / 11,8"
D: 30 cm / 11,8"
H: 75 cm / 29,53"

PRODUCTION PROCESS
2 cm thick marble plates are cut and edges are milled at 45-degree angles before all five plates are glued together in mitre joints. Corners are reinforced by reusing excess marble from the production. The bottom plate is made from plywood, where the adjustable glides are fastened.

Being composed of a natural material, each product is unique and the surface may nuance compared to the images.

COLOUR
Nero Marquina marble
Grey Kendzo marble
Carrara marble
Calacatta viola marble
Kunis Breccia stone

MATERIALS
Nero Marquina marble, Kendzo marble, Carrara marble, Calacatta viola marble, Kunis Breccia stone, PA glides and MDF

WEIGHT
43 kg / 94,8 lb

TEST
N / A

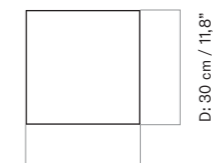
CERTIFICATIONS
TSCA title IV compliant

Declare.

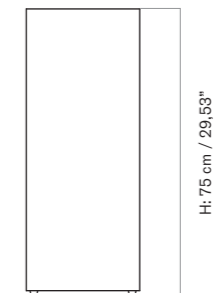
PACKAGING TYPE
Wooden crate

PACKAGING MEASUREMENTS
(H × W × D)
83 cm × 40 cm × 40 cm /
32,67" × 15,74" × 15,74"

MATERIALS & MAINTENANCE
Please see page 680 for materials, care and maintenance instructions.



W: 30 cm / 11,8"



H: 75 cm / 29,53"




PLINTH BRIDGE
Designed by *Norm Architects*

[BACK TO START](#)


With its classic silhouette and modern material appeal, the Plinth Bridge is a versatile addition to any space. Made from high-grade marble or stone in a range of beautiful colours, the sleek table works independently as well as in combination with the Plinth Low and Plinth Grand podiums.

PRODUCT OPTIONS

Marble options




NERO MARQUINA MARBLE



GREY KENDZO MARBLE



CARRARA MARBLE



CALACATTA VIOLA MARBLE



KUNIS BRECCIA STONE



STOCK OPTIONS

SKU	VARIANT
7040530	PLINTH BRIDGE, NERO MARQUINA MARBLE
7040960	PLINTH BRIDGE, GREY KENDZO MARBLE
7040630	PLINTH BRIDGE, CARRARA MARBLE
7040319	PLINTH BRIDGE, CALACATTA VIOLA MARBLE
7040130	PLINTH BRIDGE, KUNIS BRECCIA STONE

TECHNICAL SPECIFICATIONS

PRODUCT TYPE
Lounge table

COLLI
1

ENVIRONMENT
Indoor

DIMENSIONS
W: 100 cm / 39,3"
D: 35 cm / 13,7"
H: 38 cm / 14,9"

PRODUCTION PROCESS
2 cm thick marble plates are cut and edges are milled at 45-degree angles before all five plates are glued together in mitre joints. Corners are reinforced by reusing excess marble from the production. The bottom plate is made from plywood, where the adjustable glides are fastened.

Being composed of a natural material, each product is unique and the surface may nuance compared to the images.

COLOUR
Nero Marquina marble
Grey Kendzo marble
Carrara marble
Calacatta viola marble
Kunis Breccia stone

MATERIALS
Nero Marquina marble, Kendzo marble, Carrara marble, Calacatta viola marble, Kunis Breccia stone, PA glides and MDF

WEIGHT
110 kg / 242,5 lb

TEST
N / A

CERTIFICATIONS
TSCA title IV compliant

Declare.

PACKAGING TYPE
Wooden crate


PACKAGING MEASUREMENTS
(H × W × D)
59 cm × 45 cm × 110 cm /
23,22" × 17,71" × 43,3"

MATERIALS & MAINTENANCE
Please see page 680 for materials, care and maintenance instructions.

D: 35 cm / 13,7"




W: 100 cm / 39,3"



H: 38 cm / 14,9"



 Offset Sofa Ingeborg, Sofa Offset Sofa w/Loose Cover Vilhelm, Sofa Offset Loose Cover Mingle, Sofa Tearoom Sofa Constance, Sofa Tearoom Sofa,
High Back Pagode Tearoom Sofa,
High Back w/Power Outlet Radiohus Sofa P2 Cairn Pouf Radiohus Sofa P3

OFFSET SOFA
Designed by *Norm Architects*

One-, two- and three-seater sofa set on a wooden frame with feather- and foam-filled upholstered cushions.

PRODUCT OPTIONS

1 Seater



2 Seater



3 Seater



Spec options

Available in fabrics from our upholstery programme. Standard lead times apply.

For custom upholstery, please refer to the guiding textile/leather consumption:
COM: 0,54 m / 0,594 yds
COL: 0,45 m² / 4,8465 sqft

Prices excl. custom upholstery are equal to *Price Category 1 Textile* or *Leather*. Contact Sales support for approval of custom upholstery and to place your order.

The above textile consumption is only valid for textile rolls with a width equal to or greater than 140 cm. For smaller textile rolls, please contact Sales Support for guidance. For textile with pattern, please expect a higher usage for correct pattern fitting. Please contact Sales Support for guidance.

TECHNICAL SPECIFICATIONS

PRODUCT TYPE
Sofa

COLLI
1

ENVIRONMENT
Indoor

DIMENSIONS

1 Seater
H: 75 cm / 29,5"
SH: 38 cm / 14,9"
W: 94 cm / 37"
D: 90 cm / 35,4"

2 Seater
H: 75 cm / 29,5"
SH: 38 cm / 14,9"
W: 178 cm / 70,1"
D: 90 cm / 35,4"

3 Seater
H: 75 cm / 29,5"
SH: 38 cm / 14,9"
W: 228 cm / 89,8"
D: 90 cm / 35,4"

PRODUCTION PROCESS

The seaters are constructed with a structural frame made from pine, plywood and MDF. Seat consists of a double foam layer with no-zag springs. Back cushions are made with a foam core, surrounded by a casing with 50% feathers / 50% foam granulate. Armrest cushions are made from 50% feathers / 50% foam granulate.

COLOUR

Seat
Dependent upon selected upholstery

Glides
Black (RAL 9005)

MATERIALS

Foam seat
HR Foam, (30 kg / 120 N)

Armrest and back
Inner layer - 40 kg / 400 N
Outer layer - 18 kg / 160 N

Cushion
50 % feather and 50 % foam granulate

Construction
Pine, plywood, MDF, steel (spring) and upholstery

WEIGHT

1 Seater: 44 kg / 97 lb
2 Seater: 73 kg / 160,9 lb
3 Seater: 87 kg / 191,8 lb

TEST
N / A

CERTIFICATIONS
TSCA title VI compliant

Declare.

PACKAGING TYPE
Brown box

PACKAGING MEASUREMENTS
(H × W × D)

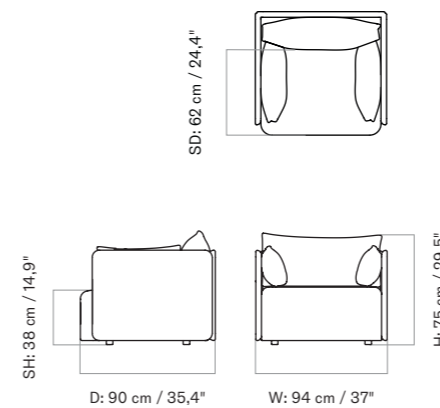
1 Seater
61 cm × 98 cm × 92 cm /
24" × 38,2" × 36,2"

2 Seater
61 cm × 183 cm × 92 cm /
24" × 72,0" × 36,2"

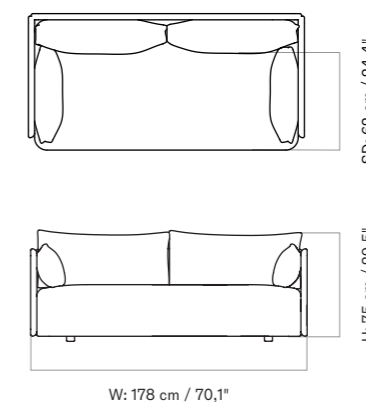
3 Seater
61 cm × 231 cm × 92 cm /
24" × 90,9" × 36,2"

MATERIALS & MAINTENANCE
Please see page 680 for materials, care and maintenance instructions.

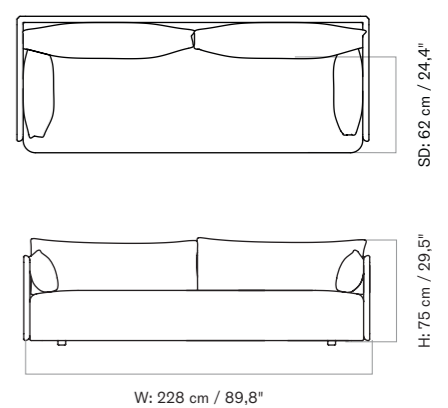
1 SEATER



2 SEATER



3 SEATER



OFFSET SOFA
Designed by *Norm Architects*

[BACK TO START](#)

SPEC OPTIONS
Selected combinations 6–8 weeks delivery time.

SKU	VARIANT
<i>1 Seater — Seat with upholstery</i>	
9849020	<i>Price Category 0</i> Audo Bouclé, Audo
9849001	<i>Price Category 1</i> Barnum Bouclé, Audo / Champion, JAB / Illusion, Nevotex / Hot Madison, JAB / Maple, Kvadrat / Remix 3, Kvadrat / Re-wool, Kvadrat
9849002	<i>Price Category 2</i> Canvas 2, Kvadrat / Clay, Kvadrat, Sahco / Colline 2, Kvadrat / Fiord 2, Kvadrat / Hallingdal 65, Kvadrat / Moss, Kvadrat, Sahco / Reflect, Kvadrat / Savanna, Kvadrat / Steelcut 2, Kvadrat / Steelcut Trio 3, Kvadrat
9849003	<i>Price Category 3</i> Arctic, JAB / Safire, Kvadrat, Sahco / Vidar 4, Kvadrat, Sahco / Zero, Kvadrat, Sahco
9849008	<i>Price Category 4</i> Doppiopanama, Dedar / Lupo, Dedar
<i>2 Seater — Seat with upholstery</i>	
9850020	<i>Price Category 0</i> Audo Bouclé, Audo
9850001	<i>Price Category 1</i> Barnum Bouclé, Audo / Champion, JAB / Illusion, Nevotex / Hot Madison, JAB / Maple, Kvadrat / Remix 3, Kvadrat / Re-wool, Kvadrat
9850002	<i>Price Category 2</i> Canvas 2, Kvadrat / Clay, Kvadrat, Sahco / Colline 2, Kvadrat / Fiord 2, Kvadrat / Hallingdal 65, Kvadrat / Moss, Kvadrat, Sahco / Reflect, Kvadrat / Savanna, Kvadrat / Steelcut 2, Kvadrat / Steelcut Trio 3, Kvadrat
9850003	<i>Price Category 3</i> Arctic, JAB / Safire, Kvadrat, Sahco / Vidar 4, Kvadrat, Sahco / Zero, Kvadrat, Sahco
9850008	<i>Price Category 4</i> Doppiopanama, Dedar / Lupo, Dedar








SPEC OPTIONS
Selected combinations 6–8 weeks delivery time.

SKU	VARIANT
<i>1 Seater — Seat with upholstery</i>	
9851020	<i>Price Category 0</i> Audo Bouclé, Audo
9851001	<i>Price Category 1</i> Barnum Bouclé, Audo / Champion, JAB / Illusion, Nevotex / Hot Madison, JAB / Maple, Kvadrat / Remix 3, Kvadrat / Re-wool, Kvadrat
9851002	<i>Price Category 2</i> Canvas 2, Kvadrat / Clay, Kvadrat, Sahco / Colline 2, Kvadrat / Fiord 2, Kvadrat / Hallingdal 65, Kvadrat / Moss, Kvadrat, Sahco / Reflect, Kvadrat / Savanna, Kvadrat / Steelcut 2, Kvadrat / Steelcut Trio 3, Kvadrat
9851003	<i>Price Category 3</i> Arctic, JAB / Safire, Kvadrat, Sahco / Vidar 4, Kvadrat, Sahco / Zero, Kvadrat, Sahco
9851008	<i>Price Category 4</i> Doppiopanama, Dedar / Lupo, Dedar








OFFSET SOFA
Designed by *Norm Architects*

[BACK TO START](#)

RECOMMENDED COMBINATIONS
Selected combinations 6–8 weeks delivery time.

SKU	VARIANT
<i>1 Seater — Seat with upholstery</i>	
9849020-000300ZZ	 OFFSET SOFA, 1 SEATER / BOUCLÉ 02
9849020-000000ZZ	 OFFSET SOFA, 1 SEATER / BOUCLÉ 06
9849020-000100ZZ	 OFFSET SOFA, 1 SEATER / BOUCLÉ 08
9849020-000200ZZ	 OFFSET SOFA, 1 SEATER / BOUCLÉ 16
9849002-00GI0GZZ	 OFFSET SOFA, 1 SEATER / MOSS 019
9849002-00250NZZ	 OFFSET SOFA, 1 SEATER / SAVANNA 202
9849003-000008ZZ	 OFFSET SOFA, 1 SEATER / SAFIRE 001








RECOMMENDED COMBINATIONS
Selected combinations 6–8 weeks delivery time.

SKU	VARIANT
<i>2 Seater — Seat with upholstery</i>	
9850020-000300ZZ	 OFFSET SOFA, 2 SEATER / BOUCLÉ 02
9850020-000000ZZ	 OFFSET SOFA, 2 SEATER / BOUCLÉ 06
9850020-000100ZZ	 OFFSET SOFA, 2 SEATER / BOUCLÉ 08
9850020-000200ZZ	 OFFSET SOFA, 2 SEATER / BOUCLÉ 16
9850002-00GP0GZZ	 OFFSET SOFA, 2 SEATER / MOSS 019
9850002-00280NZZ	 OFFSET SOFA, 2 SEATER / SAVANNA 202
9850003-000003ZZ	 OFFSET SOFA, 2 SEATER / SAFIRE 001

OFFSET SOFA
Designed by *Norm Architects*

BACK TO START

RECOMMENDED COMBINATIONS
Selected combinations 6–8 weeks delivery time.

SKU	VARIANT
<i>3 Seater — Seat with upholstery</i>	
9851020-020300ZZ	 OFFSET SOFA, 3 SEATER / BOUCLÉ 02
9851020-020000ZZ	 OFFSET SOFA, 3 SEATER / BOUCLÉ 06
9851020-020100ZZ	 OFFSET SOFA, 3 SEATER / BOUCLÉ 08
9851020-020200ZZ	 OFFSET SOFA, 3-SEATER / BOUCLÉ 16
9851002-00G00FZZ	 OFFSET SOFA, 3 SEATER / MOSS 019
9851002-02290NZZ	 OFFSET SOFA, 3 SEATER / SAVANNA 202
9851003-02000LZZ	 OFFSET SOFA, 3-SEATER / SAFIRE 001

OFFSET SOFA, 2 SEATER, material *Bouclé 02*, designer *Norm Architects*
PLINTH LOW, material *black marble Marquina*, designer *Norm Architects*
BALCONY SERVING TRAY, by *Krøyer-Sætter-Lassen*
ETRUSCAN PITCHER, size *H33*, designer *Mentze Ottenstein*
TRIPTYCH BOWL, size *Ø15* material *Crème*, designer *Mentze Ottenstein*
STRANDGADE DRINKING GLASS, size *H9*, designer *Mentze Ottenstein*
TOROS TABLE LAMP, size *57*, limited, *Babelia Plage De Coquillages*, designer *Krøyer-Sætter-Lassen*



OFFSET SOFA W/LOOSE COVER
Designed by *Norm Architects*

Designed by Norm Architects, the Sofa with Loose Cover introduces increased longevity, functionality and versatility to the Offset collection, with a removable and washable exterior crafted from a custom-made cotton and linen blend textile.



PRODUCT OPTIONS

1 Seater



2 Seater



3 Seater



PRODUCT TYPE
Sofa

COLLI
1

ENVIRONMENT
Indoor

DIMENSIONS

1 Seater
H: 75 cm / 29,5"
SH: 38 cm / 14,9"
W: 94 cm / 37"
D: 90 cm / 35,4"

2 Seater
H: 75 cm / 29,5"
SH: 38 cm / 14,9"
W: 178 cm / 70,1"
D: 90 cm / 35,4"

3 Seater
H: 75 cm / 29,5"
SH: 38 cm / 14,9"
W: 228 cm / 89,8"
D: 90 cm / 35,4"

PRODUCTION PROCESS

The seaters are constructed with a structural frame made from pine, plywood and MDF. Seat consists of a double foam layer with no-zag springs. Back cushions are made with a foam core, surrounded by a casing with 50% feathers / 50% foam granulate. Armrest cushions are made from 50% feathers / 50% foam granulate.

TECHNICAL SPECIFICATIONS

COLOUR

Seat
Oat
Wheat
Poppy Seed

Glides
Black (RAL 9005)

MATERIALS

Foam seat
HR Foam, (30 kg / 120 N)

Armrest and back
Inner layer - 40 kg / 400 N
Outer layer - 18 kg / 160 N

Cushion
50 % feather and 50 % foam granulate

Construction
Pine, plywood, MDF, steel (spring) and upholstery

Loose cover
65 % cotton and 35 % linen

WEIGHT

1 Seater: 44 kg / 97 lb
2 Seater: 73 kg / 160,9 lb
3 Seater: 87 kg / 191,8 lb

TEST
N / A

CERTIFICATIONS
TSCA title IV compliant

Declare.

PACKAGING TYPE
Brown box

PACKAGING MEASUREMENTS
(H x W x D)

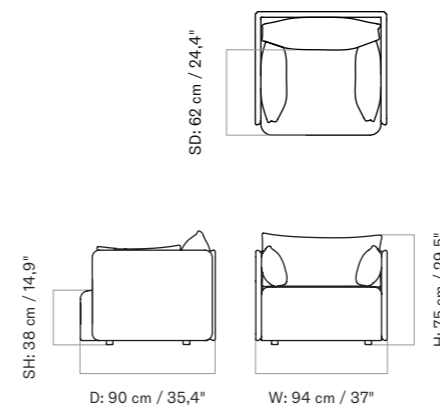
1 Seater
61 cm x 98 cm x 92 cm /
24" x 38,2" x 36,2"

2 Seater
61 cm x 183 cm x 92 cm /
24" x 72,0" x 36,2"

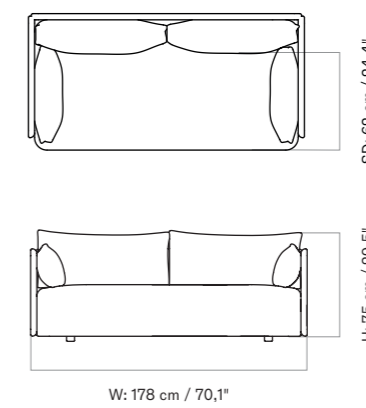
3 Seater
61 cm x 231 cm x 92 cm /
24" x 90,9" x 36,2"

MATERIALS & MAINTENANCE
Please see page 680 for materials, care and maintenance instructions.

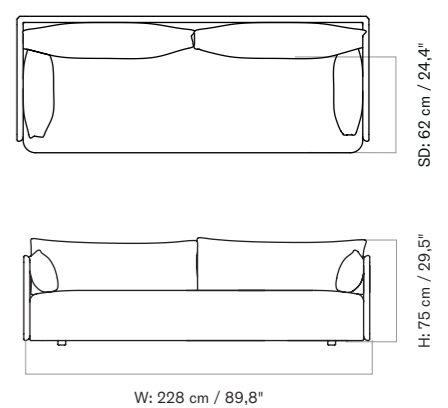
1 SEATER












2 SEATER



3 SEATER



RECOMMENDED COMBINATIONS
Selected combinations 6–8 weeks delivery time.

SKU	VARIANT
<i>1 Seater — Seat with Loose cover</i>	
9852001	 OFFSET SOFA, 1 SEATER W/LOOSE COVER, AUDO COTLIN, OAT
9852002	 OFFSET SOFA, 1 SEATER W/LOOSE COVER, AUDO COTLIN, WHEAT
9852003	 OFFSET SOFA, 1 SEATER W/LOOSE COVER, AUDO COTLIN, POPPY SEED
<i>2 Seater — Seat with Loose cover</i>	
9853001	 OFFSET SOFA, 2 SEATER W/LOOSE COVER, AUDO COTLIN, OAT
9853002	 OFFSET SOFA, 2 SEATER W/LOOSE COVER, AUDO COTLIN, WHEAT
9853003	 OFFSET SOFA, 2 SEATER W/LOOSE COVER, AUDO COTLIN, POPPY SEED
<i>3 Seater — Seat with Loose cover</i>	
9854001	 OFFSET SOFA, 3 SEATER W/LOOSE COVER, AUDO COTLIN, OAT
9854002	 OFFSET SOFA, 3 SEATER W/LOOSE COVER, AUDO COTLIN, WHEAT
9854003	 OFFSET SOFA, 3 SEATER W/LOOSE COVER, AUDO COTLIN, POPPY SEED

ÉCHASSE VASE, size *large*, material *amber glass / bronzed brass*, designer *Theresa Rand*
MIMOIDES PILLOW, size *60x60*, material *birch*, designer *Mentze Ottebstein + Rosholm*
OFFSET SOFA, 1-SEATER W/LOOSE COVER, textile *Audo Cotlin*, fabric *wheat*, designer *Norm Architects*



OFFSET LOOSE COVER ONLY
Designed by *Norm Architects*

Designed by Norm Architects, the Offset Loose Cover introduces increased longevity, functionality and versatility to the Offset collection, with a removable and washable exterior crafted from a custom-made cotton and linen blend textile. Only available for Offset Sofa with Loose Cover.



PRODUCT OPTIONS

1 Seater



2 Seater



3 Seater



PRODUCT TYPE
Replacement loose cover

COLLI
1

ENVIRONMENT
Indoor

DIMENSIONS

1 Seater
H: 75 cm / 29,5"
SH: 38 cm / 14,9"
W: 94 cm / 37"
D: 90 cm / 35,4"

2 Seater
H: 75 cm / 29,5"
SH: 38 cm / 14,9"
W: 178 cm / 70,1"
D: 90 cm / 35,4"

3 Seater
H: 75 cm / 29,5"
SH: 38 cm / 14,9"
W: 228 cm / 89,8"
D: 90 cm / 35,4"

PRODUCTION PROCESS
Handcut and machinesewn replacement loose cover. Velcro on the inside for secure placement.

TECHNICAL SPECIFICATIONS

COLOUR
Oat
Wheat
Poppy Seed

MATERIALS
65 % cotton and 35 % linen

WEIGHT
1 Seater: 4,3 kg / 9,5 lb
2 Seater: 5,7 Kg / 12,5 lb
3 Seater: 6,4 kg / 14,1 lb

TEST
N / A

CERTIFICATIONS

Declare.

PACKAGING TYPE
Brown box

PACKAGING MEASUREMENTS
(H x W x D)

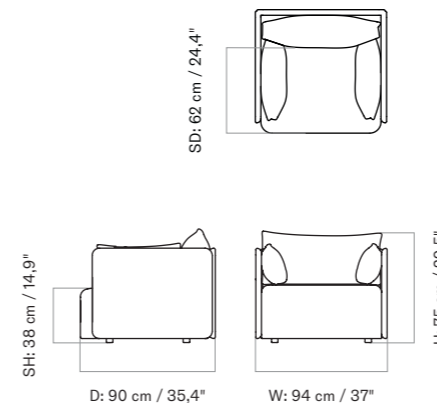
1 Seater
60 cm x 60 cm x 8 cm / 36,6" x 36,6" x 3,1"

2 Seater
60 cm x 60 cm x 8 cm / 36,6" x 36,6" x 3,1"

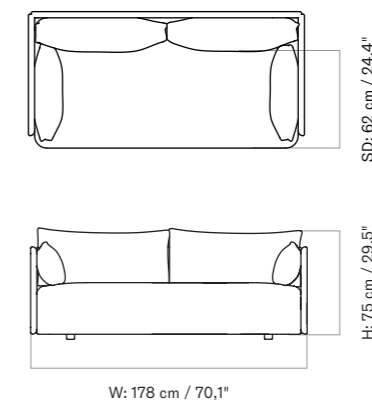
3 Seater
60 cm x 60 cm x 8 cm / 36,6" x 36,6" x 3,1"

MATERIALS & MAINTENANCE
Please see page 680 for materials, care and maintenance instructions.

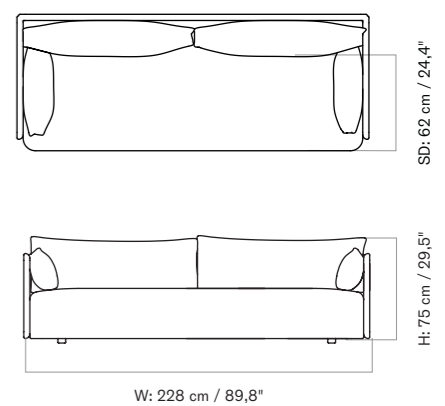
1 SEATER



2 SEATER



3 SEATER



RECOMMENDED COMBINATIONS
Selected combinations 6–8 weeks delivery time.

SKU	VARIANT
<i>1 Seater — Offset Loose cover only</i>	
9852010	OFFSET LOOSE COVER, 1 SEATER, AUDO COTLIN, OAT
9852011	OFFSET LOOSE COVER, 1 SEATER, AUDO COTLIN, WHEAT
9852012	OFFSET LOOSE COVER, 1 SEATER, AUDO COTLIN, POPPY SEED
<i>2 Seater — Offset Loose cover only</i>	
9853010	OFFSET LOOSE COVER, 2 SEATER, AUDO COTLIN, OAT
9853011	OFFSET LOOSE COVER, 2 SEATER, AUDO COTLIN, WHEAT
9853012	OFFSET LOOSE COVER, 2 SEATER, AUDO COTLIN, POPPY SEED
<i>3 Seater — Offset Loose cover only</i>	
9854010	OFFSET LOOSE COVER, 3 SEATER, AUDO COTLIN, OAT
9854011	OFFSET LOOSE COVER, 3 SEATER, AUDO COTLIN, WHEAT
9854012	OFFSET LOOSE COVER, 3 SEATER, AUDO COTLIN, POPPY SEED

OFFSET SOFA, 1-SEATER W/LOOSE COVER, textile *Audo Cotlin*, fabric *wheat*, designer *Norm Architects*
 OFFSET SOFA, 3-SEATER W/LOOSE COVER, textile *Audo Cotlin*, fabric *wheat*, designer *Norm Architects*
 HOUKIME RUG, material *beige*, designer *Nina Bruun*
 ANDROGYNE LOUNGE TABLE, material *walnut / walnut*, designer *Danielle Siggerud*
 REVERSE TABLE LAMP, designer *Aleksandar Lazic*
 MIMOIDES PILLOW, size *60x60*, material *birch*, designer *Mentze Ottebstein + Rosholm*



TEAROOM SOFA

Designed by *Nick Ross*

[BACK TO START](#)

Upholstered sofa with Black MDF base.

PRODUCT OPTIONS

Seat



WITH UPHOLSTERY

Spec options

Available in fabrics from our upholstery programme. Standard lead times apply.

For custom upholstery, please refer to the guiding textile/leather consumption:
COM: 4,6 m / 5,06 yds

Prices excl. custom upholstery are equal to *Price Category 1 Textile* or *Leather*. Contact Sales support for approval of custom upholstery and to place your order.

The above textile consumption is only valid for textile rolls with a width equal to or greater than 140 cm. For smaller textile rolls, please contact Sales Support for guidance. For textile with pattern, please expect a higher usage for correct pattern fitting. Please contact Sales Support for guidance.

PRODUCT TYPE
Sofa

COLLI
1

ENVIRONMENT
Indoor

DIMENSIONS
H: 78 cm / 30,7"
SH: 43 cm / 17"
W: 190 cm / 74,8"
D: 70 cm / 27,6"

PRODUCTION PROCESS
The sofa is constructed with a structural frame made of plywood. The seat consists of layered foam (5 layers) in different hardness with webbing/belts and no-sag springs underneath. Back and armrests consist of a double foam layer with front part reinforced with foam flex. The base is made of painted MDF.

TECHNICAL SPECIFICATIONS

COLOUR
Seat
Dependent upon selected upholstery

Base
Black (RAL 9005)

GLOSS
Gloss 10-15

MATERIALS
Plywood, HR foam, available with CAL117 and CMHR construction, webbing / belts, no sag springs, foam flex and textile.

WEIGHT
28 kg / 61,7"

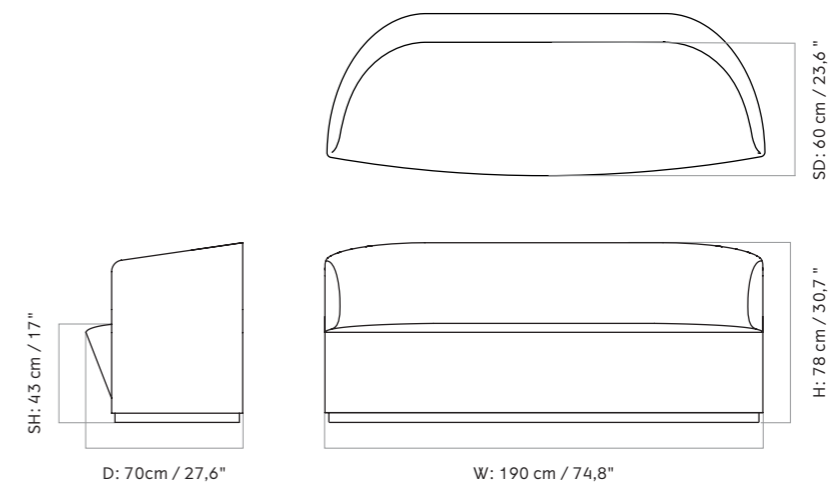
TEST
N / A

CERTIFICATIONS
TSCA title IV compliant

PACKAGING TYPE
Brown box

PACKAGING MEASUREMENTS
(H × W × D)
80 cm × 192 cm × 72 cm /
31,5" × 75,6" × 28,3"

MATERIALS & MAINTENANCE
Please see page 680 for materials, care and maintenance instructions.



TEAROOM SOFA
Designed by *Nick Ross*

[BACK TO START](#)

SPEC OPTIONS
Selected combinations 6–8 weeks delivery time.

SKU	VARIANT
9602020	<i>Price Category 0</i> Audo Bouclé, Audo
9602001	<i>Price Category 1</i> Barnum Bouclé, Audo / Champion, JAB / Illusion, Nevotex / Hot Madison, JAB / Maple, Kvadrat / Remix 3, Kvadrat / Re-wool, Kvadrat
9602002	<i>Price Category 2</i> Canvas 2, Kvadrat / Clay, Kvadrat, Sahco / Colline 2, Kvadrat / Fiord 2, Kvadrat / Hallingdal 65, Kvadrat / Moss, Kvadrat, Sahco / Reflect, Kvadrat / Savanna, Kvadrat / Steelcut 2, Kvadrat / Steelcut Trio 3, Kvadrat
9602003	<i>Price Category 3</i> Arctic, JAB / Safire, Kvadrat, Sahco / Vidar 4, Kvadrat, Sahco / Zero, Kvadrat, Sahco
9602008	<i>Price Category 4</i> Doppiopanama, Dedar / Grand Mohair, Danish Art Weaving / Lupo, Dedar

RECOMMENDED COMBINATIONS
Selected combinations 6–8 weeks delivery time.

SKU	VARIANT
9602020-000300ZZ	 TEAROOM SOFA, BOUCLÉ 02
9602001-00AA00ZZ	 TEAROOM SOFA, CHAMPION 035
9602002-002708ZZ	 TEAROOM SOFA, SAVANNA 202
9602003-000201ZZ	 TEAROOM SOFA, ARCTIC 040

TEAROOM SOFA, HIGH BACK
Designed by *Nick Ross*

The high back version of the Tearoom Sofa offers moments of quiet contemplation in busy spaces. Expressive and elegant, the secluded, foam-filled furniture piece rests on a wooden base for a natural contrast to the upholstered seat.



PRODUCT OPTIONS

Seat



WITH UPHOLSTERY

Spec options

Available in fabrics from our upholstery programme. Standard lead times apply.

For custom upholstery, please refer to the guiding textile/leather consumption:
COM: 7,4 m / 8,14 yds

Prices excl. custom upholstery are equal to *Price Category 1 Textile* or *Leather*. Contact Sales support for approval of custom upholstery and to place your order.

The above textile consumption is only valid for textile rolls with a width equal to or greater than 140 cm. For smaller textile rolls, please contact Sales Support for guidance. For textile with pattern, please expect a higher usage for correct pattern fitting. Please contact Sales Support for guidance.

PRODUCT TYPE
Sofa

COLLI
1

ENVIRONMENT
Indoor

DIMENSIONS
H: 120 cm / 47,24"
SH: 43 cm / 17"
W: 190 cm / 74,8"
D: 70 cm / 27,5"

PRODUCTION PROCESS
The sofa is constructed with a structural frame made of plywood. The seat consists of layered foam (5 layers) in different hardness with webbing/belts underneath. Back and armrests consist of a double foam layer with front part reinforced with foam flex. The base is made of painted MDF.

TECHNICAL SPECIFICATIONS

COLOUR
Seat
Dependent upon selected upholstery

Base
Black (RAL 9005)

GLOSS
Gloss 10-15

MATERIALS
Plywood, HR Foam construction, webbing/belts, foam flex and upholstery

WEIGHT
54 kg / 119,05 lb

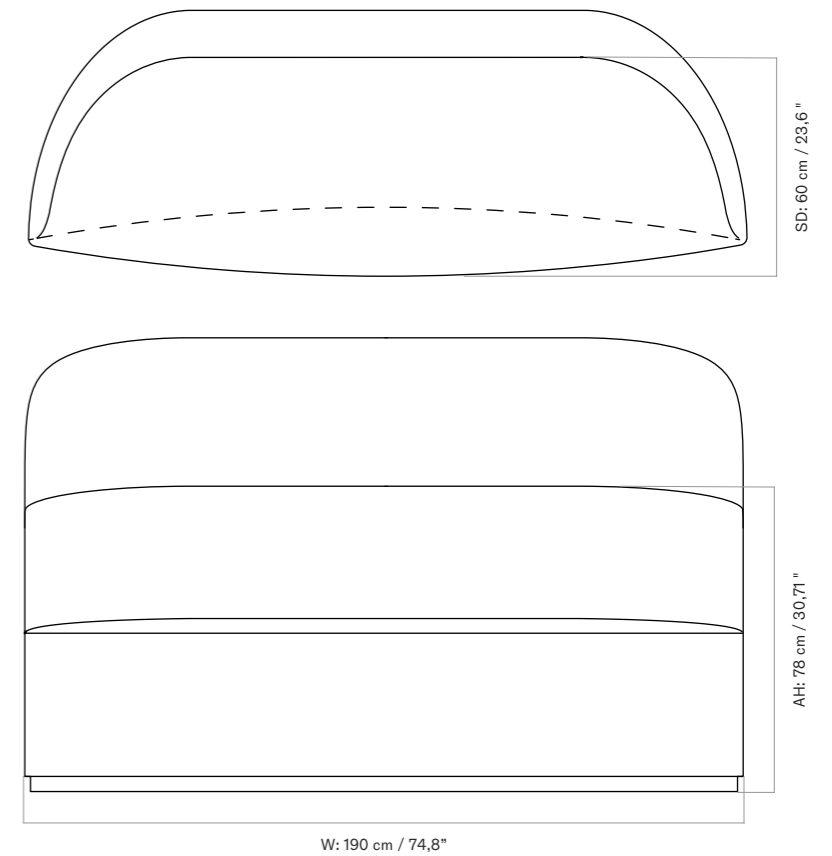
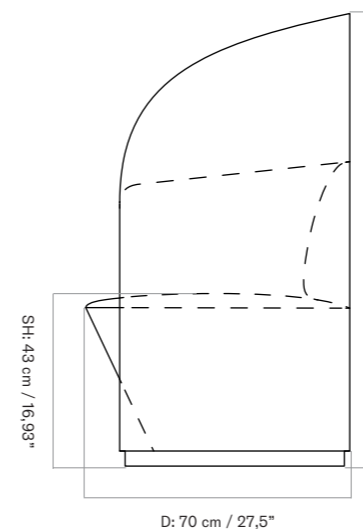
TEST
N / A

CERTIFICATIONS
TSCA title IV compliant

PACKAGING TYPE
Brown box

PACKAGING MEASUREMENTS
(H × W × D)
127 cm × 195 cm × 75 cm /
50" × 76,77" × 29,53"

MATERIALS & MAINTENANCE
Please see page 680 for materials, care and maintenance instructions.





TEAROOM SOFA, HIGH BACK
Designed by *Nick Ross*

[BACK TO START](#)

SPEC OPTIONS
Selected combinations 6–8 weeks delivery time.

SKU	VARIANT
9607000	<i>Price Category 0</i> Audo Bouclé, Audo
9607001	<i>Price Category 1</i> Barnum Bouclé, Audo / Champion, JAB / Illusion, Nevotex / Hot Madison, JAB / Maple, Kvadrat / Remix 3, Kvadrat / Re-wool, Kvadrat
9607002	<i>Price Category 2</i> Canvas 2, Kvadrat / Clay, Kvadrat, Sahco / Colline 2, Kvadrat / Fiord 2, Kvadrat / Hallingdal 65, Kvadrat / Moss, Kvadrat, Sahco / Reflect, Kvadrat / Savanna, Kvadrat / Steelcut 2, Kvadrat / Steelcut Trio 3, Kvadrat
9607003	<i>Price Category 3</i> Arctic, JAB / Safire, Kvadrat, Sahco / Vidar 4, Kvadrat, Sahco / Zero, Kvadrat, Sahco
9607004	<i>Price Category 4</i> Doppiopanama, Dedar / Grand Mohair, Danish Art Weaving / Lupo, Dedar

RECOMMENDED COMBINATIONS
Selected combinations 6–8 weeks delivery time.

SKU	VARIANT
9607000-000000ZZ	 TEAROOM SOFA, HIGH BACK, AUDO BOUCLÉ 02
9607001-009W05ZZ	 TEAROOM SOFA, HIGH BACK, CHAMPION 035
9607002-004602ZZ	 TEAROOM SOFA, HIGH BACK, HALLINGDAL 65 0200
9607003-000N01ZZ	 TEAROOM SOFA, HIGH BACK, SAFIRE 006

TEAROOM SOFA, HIGH BACK W/POWER OUTLET
Designed by *Nick Ross*

[BACK TO START](#)

The high back version of the Tearoom Sofa offers moments of quiet contemplation in busy spaces. Expressive and elegant, the secluded, foam-filled furniture piece rests on a wooden base for a natural contrast to the upholstered seat. The addition of a USB port and power socket at the base makes it a practical spot for work as well as play.

PRODUCT OPTIONS

Seat



WITH UPHOLSTERY

Spec options

Available in fabrics from our upholstery programme. Standard lead times apply.

For custom upholstery, please refer to the guiding textile/leather consumption:
COM: 7,4 m / 8,14 yds

Prices excl. custom upholstery are equal to *Price Category 1 Textile* or *Leather*. Contact Sales support for approval of custom upholstery and to place your order.

The above textile consumption is only valid for textile rolls with a width equal to or greater than 140 cm. For smaller textile rolls, please contact Sales Support for guidance. For textile with pattern, please expect a higher usage for correct pattern fitting. Please contact Sales Support for guidance.

PRODUCT TYPE
Sofa

COLLI
1

ENVIRONMENT
Indoor

DIMENSIONS
H: 120 cm / 47,24"
SH: 43 cm / 17"
W: 190 cm / 74,8"
D: 70 cm / 27,5"

PRODUCTION PROCESS
The sofa is constructed with a structural frame made of plywood. The seat consists of layered foam (5 layers) in different hardness with webbing/belts underneath. Back and armrests consist of a double foam layer with front part reinforced with foam flex. The base is made of painted MDF.

TECHNICAL SPECIFICATIONS

COLOUR
Seat
Dependent upon selected upholstery

Base
Black (RAL 9005)

GLOSS
Gloss 10-15

MATERIALS
Plywood, HR Foam construction, webbing/belts, foam flex and upholstery

WEIGHT
54 kg / 119,05 lb

CORD LENGHT
350 cm / 137,79"

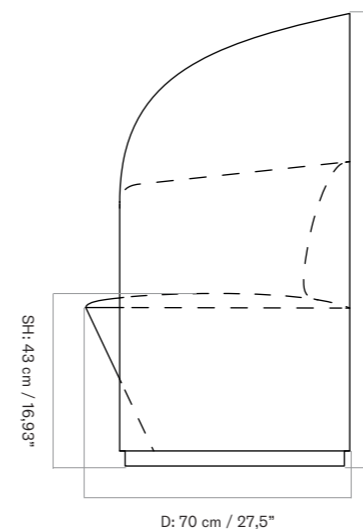
TEST
N / A

CERTIFICATIONS
TSCA title IV compliant

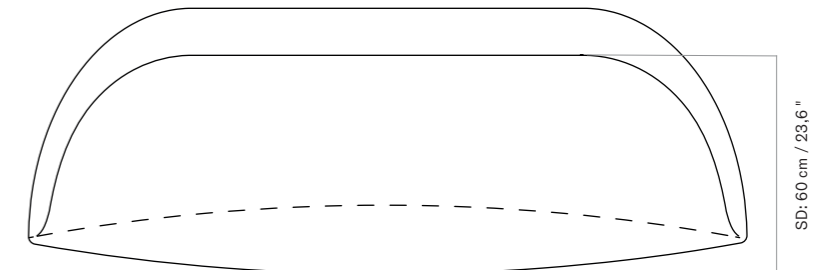
PACKAGING TYPE
Brown box

PACKAGING MEASUREMENTS
(H × W × D)
127 cm × 195 cm × 75 cm /
50" × 76,77" × 29,53"


MATERIALS & MAINTENANCE
Please see page 680 for materials, care and maintenance instructions.



H: 120 cm / 47,24"



SD: 60 cm / 23,6"



AH: 78 cm / 30,71"

W: 190 cm / 74,8"






TEAROOM SOFA, HIGH BACK W/POWER OUTLET
Designed by *Nick Ross*

[BACK TO START](#)

SPEC OPTIONS
Selected combinations 6–8 weeks delivery time.

SKU	VARIANT
9607200	<i>Price Category 0</i> Audo Bouclé, Audo
9607201	<i>Price Category 1</i> Barnum Bouclé, Audo / Champion, JAB / Illusion, Nevotex / Hot Madison, JAB / Maple, Kvadrat / Remix 3, Kvadrat / Re-wool, Kvadrat
9607202	<i>Price Category 2</i> Canvas 2, Kvadrat / Clay, Kvadrat, Sahco / Colline 2, Kvadrat / Fiord 2, Kvadrat / Hallingdal 65, Kvadrat / Moss, Kvadrat, Sahco / Reflect, Kvadrat / Savanna, Kvadrat / Steelcut 2, Kvadrat / Steelcut Trio 3, Kvadrat
9607203	<i>Price Category 3</i> Arctic, JAB / Safire, Kvadrat, Sahco / Vidar 4, Kvadrat, Sahco / Zero, Kvadrat, Sahco
9607204	<i>Price Category 4</i> Doppiopanama, Dedar / Grand Mohair, Danish Art Weaving / Lupo, Dedar

RECOMMENDED COMBINATIONS
Selected combinations 6–8 weeks delivery time.

SKU	VARIANT
9607201-01D306ZZ	 TEAROOM SOFA, HIGH BACK W/POWER OUTLET, AUDO BOUCLÉ 02
9607201-010A05ZZ	 TEAROOM SOFA, HIGH BACK W/POWER OUTLET, CHAMPION 035
9607202-013G02ZZ	 TEAROOM SOFA, HIGH BACK W/POWER OUTLET, HALLINGDAL 65 0200
9607203-010700ZZ	 TEAROOM SOFA, HIGH BACK W/POWER OUTLET, SAFIRE 006



CAIRN POUF
Designed by *Nick Ross*

A versatile interior accessory for a multitude of spaces and uses – including as a footrest, side table or extra seat – the gently tapered form of the Cairn Pouf creates an elegant silhouette. Designed for Audo by Nick Ross.

PRODUCT OPTIONS

Pouf Ø60



Pouf oval



Spec options



Available in fabrics from our upholstery programme. Standard lead times apply.

For custom upholstery, please refer to the guiding textile/leather consumption:
COM: 1,8 m / 1,98 yds
COL: 1,9 m² / 2,09 sqft

Prices excl. custom upholstery are equal to *Price Category 1 Textile or Leather*. Contact Sales support for approval of custom upholstery and to place your order.

The above textile consumption is only valid for textile rolls with a width equal to or greater than 140 cm. For smaller textile rolls, please contact Sales Support for guidance. For textile with pattern, please expect a higher usage for correct pattern fitting. Please contact Sales Support for guidance.

TECHNICAL SPECIFICATIONS

PRODUCT TYPE
Pouf

COLLI
1

ENVIRONMENT
Indoor

DIMENSIONS

Ø60
H: 42 cm / 16,5"
Ø: 60 cm / 23,6"

Oval
H: 42 cm / 16,5"
W: 89 cm / 35"
D: 70 cm / 27,6"

PRODUCTION PROCESS

The pouf is constructed with a structural frame made of plywood. The seat consists of layered foam (5 layers) in different hardness with webbing/belts and underneath. base consist of a double foam layer with front part reinforced with foam flex. The base consist of four Black plastic glides.

COLOUR

Seat
Dependent upon selected upholstery

Glides
Black (RAL 9005)

GLOSS
N / A

MATERIALS

The pouf is constructed with a structural frame made of plywood. The seat consists of foam. The base consist of four Black plastic glides.

WEIGHT
Ø60: 7,5 kg / 16,53 lb
Oval: 10,5 kg / 23,15 lb

TEST
N / A

CERTIFICATIONS
TSCA title IV compliant

PACKAGING TYPE
Brown box

PACKAGING MEASUREMENTS
(H × W × D)

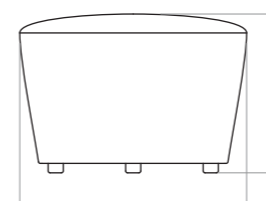
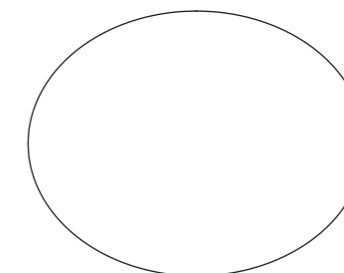

Ø60
N / A

Oval
N / A

MATERIALS & MAINTENANCE
Please see page 680 for materials, care and maintenance instructions.

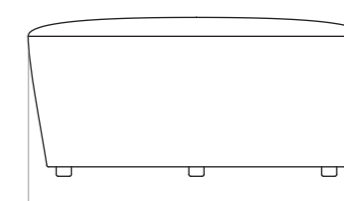
POUF Ø60

POUF OVAL

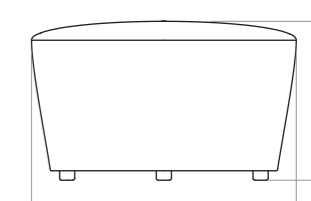


Ø: 60 cm / 23,6"

H: 42 cm / 16,5"



W: 89 cm / 35"



D: 70 cm / 27,6"

H: 42 cm / 16,5"











CAIRN POUF
Designed by *Nick Ross*

[BACK TO START](#)

SPEC OPTIONS
Selected combinations 6–8 weeks delivery time.

SKU	VARIANT
<i>Pouf Ø60</i>	
9601000	<i>Price Category 0</i> Audo Bouclé, Audo
9601001	<i>Price Category 1</i> Barnum Bouclé, Audo / Champion, JAB / Illusion, Nevotex / Hot Madison, JAB / Maple, Kvadrat / Remix 3, Kvadrat / Re-wool, Kvadrat
9601002	<i>Price Category 2</i> Canvas 2, Kvadrat / Clay, Kvadrat, Sahco / Colline 2, Kvadrat / Fiord 2, Kvadrat / Hallingdal 65, Kvadrat / Moss, Kvadrat, Sahco / Reflect, Kvadrat / Savanna, Kvadrat / Steelcut 2, Kvadrat / Steelcut Trio 3, Kvadrat
9601003	<i>Price Category 3</i> Arctic, JAB / Safire, Kvadrat, Sahco / Vidar 4, Kvadrat, Sahco / Zero, Kvadrat, Sahco
9601004	<i>Price Category 4</i> Doppiopanama, Dedar / Grand Mohair, Danish Art Weaving / Lupo, Dedar
<i>Pouf oval</i>	
9603000	<i>Price Category 0</i> Audo Bouclé, Audo
9603001	<i>Price Category 1</i> Barnum Bouclé, Audo / Champion, JAB / Illusion, Nevotex / Hot Madison, JAB / Maple, Kvadrat / Remix 3, Kvadrat / Re-wool, Kvadrat
9603002	<i>Price Category 2</i> Canvas 2, Kvadrat / Clay, Kvadrat, Sahco / Colline 2, Kvadrat / Fiord 2, Kvadrat / Hallingdal 65, Kvadrat / Moss, Kvadrat, Sahco / Reflect, Kvadrat / Savanna, Kvadrat / Steelcut 2, Kvadrat / Steelcut Trio 3, Kvadrat
9603003	<i>Price Category 3</i> Arctic, JAB / Safire, Kvadrat, Sahco / Vidar 4, Kvadrat, Sahco / Zero, Kvadrat, Sahco
9603004	<i>Price Category 4</i> Doppiopanama, Dedar / Grand Mohair, Danish Art Weaving / Lupo, Dedar

RECOMMENDED COMBINATIONS
Selected combinations 6–8 weeks delivery time.

SKU	VARIANT
<i>Pouf Ø60</i>	
9601000-000000ZZ	 CAIRN POUF, Ø60, AUDO BOUCLÉ 02
9601001-001M02ZZ	 CAIRN POUF, Ø60, CHAMPION 035
9601002-000000ZZ	 CAIRN POUF, Ø60, HALLINGDAL 65 0200
9601003-000000ZZ	 CAIRN POUF, Ø60, SAFIRE 006
<i>Pouf Oval</i>	
9603000-020100ZZ	 CAIRN POUF, OVAL, AUDO BOUCLÉ 02
9603001-021M02ZZ	 CAIRN POUF, OVAL, CHAMPION 035
9603002-020000ZZ	 CAIRN POUF, OVAL, HALLINGDAL 65 0200
9603003-020000ZZ	 CAIRN POUF, OVAL, SAFIRE 006



INGEBORG, SOFA


Designed by *Flemming Lassen*

[BACK TO START](#)

The Ingeborg Sofa is a beautiful and expressive 2,5 pers. lounge sofa, that originally is designed in 1940 by Flemming Lassen. The charming and elegant sofa, that is named after Flemming Lassen's mother, Ingeborg Winding, has the characteristically curvy armrests, a buttoned back and legs made from hardwood. Ingeborg Sofa is based on the same design expression as lounge chair Ingeborg, and together the two now form a matching duo. The elegant size and design of the sofa is beautiful to look at from all angles, which allows you to place the sofa anywhere in the room without taking to much space. The elegant, curvy armrests add character to the design and give the impression of a warm embrace. The lounge sofa was initially presented at the Cabinetmakers' Guild Competition in 1940, which took place at the Museum of Industrial Art in Copenhagen. The lounge sofa was originally designed specifically for a new estate, but has occasionally been spotted at different auctions, which indicated that a small number of sofas was produced. Audo is therefore pleased to be able to reintroduce this beautiful and iconic design by Flemming Lassen.

PRODUCT OPTIONS

Seat



WITH UPHOLSTERY

WITH SHEEPSKIN

Base



NATURAL OAK

DARK STAINED OAK

Spec options

Available in fabrics from our upholstery programme. Standard lead times apply.

For custom upholstery, please refer to the guiding textile/leather consumption:
COM: 4,1 m / 4,51 yds
COL: 9 m² / 96,93 sqft

Prices excl. custom upholstery are equal to Price Category 1 Textile or Leather. Contact Sales support for approval of custom upholstery and to place your order.

The above textile consumption is only valid for textile rolls with a width equal to or greater than 140 cm. For smaller textile rolls, please contact Sales Support for guidance. For textile with pattern, please expect a higher usage for correct pattern fitting. Please contact Sales Support for guidance.



PRODUCT TYPE
Sofa

COLLI
1

ENVIRONMENT
Indoor

DIMENSIONS
H: 76 cm / 29,9"
SH: 40 cm / 15,7"
W: 160 cm / 62,9"
D: 76 cm / 29,9"

PRODUCTION PROCESS
Constructed with a plywood frame, the sofa's seat is formed from layered foam in varying degrees of hardness and set on a base of belts. The legs are shaped from solid oak.

TECHNICAL SPECIFICATIONS

COLOUR
Seat
Dependent upon selected upholstery

Base
Natural oak
Dark stained oak

MATERIALS
Foam, oak, plywood, steel, webbing / belts, wadding

WEIGHT
65 kg / 143,3 lb

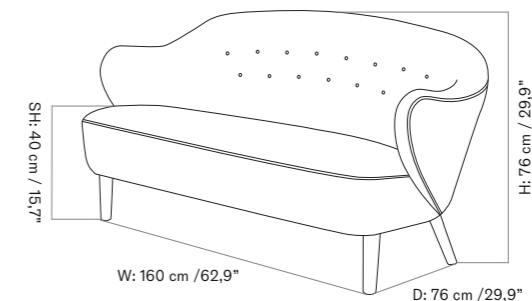
TEST
ANSI Bifma and EN standard

CERTIFICATIONS
N / A

PACKAGING TYPE
Brown box

PACKAGING MEASUREMENTS
(H × W × D)
100 cm × 93 cm × 170 cm /
39,4" × 36,6" × 66,9"

MATERIALS & MAINTENANCE
Please see page 680 for materials, care and maintenance instructions.





INGEBORG, SOFA
Designed by *Flemming Lassen*

[BACK TO START](#)

SPEC OPTIONS
6–8 weeks delivery time

SKU	VARIANT
<i>Textile</i>	
1500500	<i>Price Category 0</i> Audo Bouclé, Audo
1500501	<i>Price Category 1</i> Barnum Bouclé, Audo / Champion, JAB / Illusion, Nevotex / Hot Madison, JAB / Maple, Kvadrat / Remix 3, Kvadrat / Re-wool, Kvadrat
1500502	<i>Price Category 2</i> Canvas 2, Kvadrat / Clay, Kvadrat, Sahco / Colline 2, Kvadrat / Fiord 2, Kvadrat / Hallingdal 65, Kvadrat / Moss, Kvadrat, Sahco / Reflect, Kvadrat / Savanna, Kvadrat / Steelcut 2, Kvadrat / Steelcut Trio 3, Kvadrat
1500503	<i>Price Category 3</i> Arctic, JAB / Safire, Kvadrat, Sahco / Vidar 4, Kvadrat, Sahco / Zero, Kvadrat, Sahco
1500504	<i>Price Category 4</i> Doppiopanama, Dedar / Grand Mohair, Danish Art Weaving / Lupo, Dedar
<i>Leather</i>	
1500505	<i>Price Category 1</i> Dakar, Nevotex / Envy, Sørensen Leather / Ultra, Sørensen Leather
1500506	<i>Price Category 2</i> Dunes, Sørensen Leather / Nuance, Sørensen Leather
1500507	<i>Price Category 3</i> Royal Nubuck, Sørensen Leather / Sheepskin, Skandilock

SPEC OPTIONS
6–8 weeks delivery time










SKU	VARIANT
<i>Textile — Vegetal leather buttons</i>	
1500600	<i>Price Category 0</i> Audo Bouclé, Audo
1500601	<i>Price Category 1</i> Barnum Bouclé, Audo / Champion, JAB / Illusion, Nevotex / Hot Madison, JAB / Maple, Kvadrat / Remix 3, Kvadrat / Re-wool, Kvadrat
1500602	<i>Price Category 2</i> Canvas 2, Kvadrat / Clay, Kvadrat, Sahco / Colline 2, Kvadrat / Fiord 2, Kvadrat / Hallingdal 65, Kvadrat / Moss, Kvadrat, Sahco / Reflect, Kvadrat / Savanna, Kvadrat / Steelcut 2, Kvadrat / Steelcut Trio 3, Kvadrat
1500603	<i>Price Category 3</i> Arctic, JAB / Safire, Kvadrat, Sahco / Vidar 4, Kvadrat, Sahco / Zero, Kvadrat, Sahco
1500804	<i>Price Category 4</i> Doppiopanama, Dedar / Grand Mohair, Danish Art Weaving / Lupo, Dedar
<i>Leather — Vegetal leather buttons</i>	
1500605	<i>Price Category 1</i> Dakar, Nevotex / Envy, Sørensen Leather / Ultra, Sørensen Leather
1500606	<i>Price Category 2</i> Dunes, Sørensen Leather / Nuance, Sørensen Leather
1500607	<i>Price Category 3</i> Royal Nubuck, Sørensen Leather / Sheepskin, Skandilock












INGEBORG, SOFA
Designed by *Flemming Lassen*

[BACK TO START](#)

RECOMMENDED COMBINATIONS
Selected combinations 6–8 weeks delivery time.

SKU	VARIANT
<i>Natural oak base</i>	
1501930	 INGEBORG SOFA, SIGNATURE, NATURAL OAK / SEAT AND PIPING: FIORD 751 BACK, WINGS AND PIPING: FIORD 782 BUTTONS: FIORD 75
1500502-013003ZZ	 INGEBORG SOFA, NATURAL OAK / FIORD 0782
1500504-010D02ZZ	 INGEBORG SOFA, NATURAL OAK / GRAND MOHAIR 1103
1500504-011402ZZ	 INGEBORG SOFA, NATURAL OAK / GRAND MOHAIR 8205
1500504-011802ZZ	 INGEBORG SOFA, NATURAL OAK / GRAND MOHAIR 2600
1500507-010E02ZZ	 INGEBORG SOFA, NATURAL OAK / SHEEPSKIN, MOONLIGHT
1500507-010G02ZZ	 INGEBORG SOFA, NATURAL OAK / SHEEPSKIN, HONEY
1500507-010J02ZZ	 INGEBORG SOFA, NATURAL OAK / SHEEPSKIN, SAHARA
<i>Natural oak base — Buttons upholstered with Vegetal Leather</i>	
1500603-012M05ZZ	 INGEBORG SOFA, NATURAL OAK, VEGETAL LEATHER BUTTONS / ZERO 0001

RECOMMENDED COMBINATIONS
Selected combinations 6–8 weeks delivery time.

SKU	VARIANT
<i>Dark stained oak base</i>	
1501931	 INGEBORG SOFA, SIGNATURE, DARK STAINED OAK / SEAT AND PIPING: FIORD 751 BACK, WINGS AND PIPING: FIORD 782 BUTTONS: FIORD 75
1500502-043003ZZ	 INGEBORG SOFA, DARK STAINED OAK / FIORD 0782
1500504-040D02ZZ	 INGEBORG SOFA, DARK STAINED OAK / GRAND MOHAIR 1103
1500504-041402ZZ	 INGEBORG SOFA, DARK STAINED OAK / GRAND MOHAIR 8205
1500504-041802ZZ	 INGEBORG SOFA, DARK STAINED OAK / GRAND MOHAIR 2600
1500507-040E02ZZ	 INGEBORG SOFA, DARK STAINED OAK / SHEEPSKIN, MOONLIGHT
1500507-040G02ZZ	 INGEBORG SOFA, DARK STAINED OAK / SHEEPSKIN, HONEY
1500507-040J02ZZ	 INGEBORG SOFA, DARK STAINED OAK / SHEEPSKIN, SAHARA
<i>Dark stained Oak base — Buttons upholstered with Vegetal Leather</i>	
1500603-042M05ZZ	 INGEBORG SOFA, DARK STAINED OAK, VEGETAL LEATHER BUTTONS / ZERO 0001


VILHELM, SOFA
Designed by *Flemming Lassen*

[BACK TO START](#)

Vilhelm is a beautiful padded three-seater sofa designed by Flemming Lassen in 1935. A sofa must be able to function in several ways. It should invite calm and contemplation. Create a private space you can hide in and at the same time invite to life and play. It must be able to withstand sitting on the backrest or on the armrests and then it must be able to stand in the middle of the room if you want to. In addition to being aesthetically beautiful and harmonious, the design makes absolute sense in relation to these parameters.

PRODUCT OPTIONS

Seat



WITH UPHOLSTERY

WITH SHEEPSKIN

Base



NATURAL OAK

DARK STAINED OAK

Spec options

Available in fabrics from our upholstery programme. Standard lead times apply.

For custom upholstery, please refer to the guiding textile/leather consumption:
COM: 7,6 m / 8,36 yds
COL: 17,8 m² / 191,706 sqft

Prices excl. custom upholstery are equal to Price Category 1 Textile or Leather. Contact Sales support for approval of custom upholstery and to place your order.

The above textile consumption is only valid for textile rolls with a width equal to or greater than 140 cm. For smaller textile rolls, please contact Sales Support for guidance. For textile with pattern, please expect a higher usage for correct pattern fitting. Please contact Sales Support for guidance.

TECHNICAL SPECIFICATIONS

PRODUCT TYPE
Sofa

COLLI
1

ENVIRONMENT
Indoor

DIMENSIONS
H: 80 cm / 31,5"
SH: 46 cm / 18"
W: 221 cm / 87"
D: 84 cm / 33,1"

PRODUCTION PROCESS
Constructed with a plywood frame, the sofa's seat is formed from layered foam in varying degrees of hardness and set on a base of webbing and springs. The legs are shaped from solid oak.

COLOUR

Seat
Dependent upon selected upholstery

Base
Natural oak
Dark stained oak

MATERIALS
Oak, plywood, steel, webbing / belts, wadding, foam, pocket springs and nozag springs

WEIGHT
101 kg / 222,67 lb

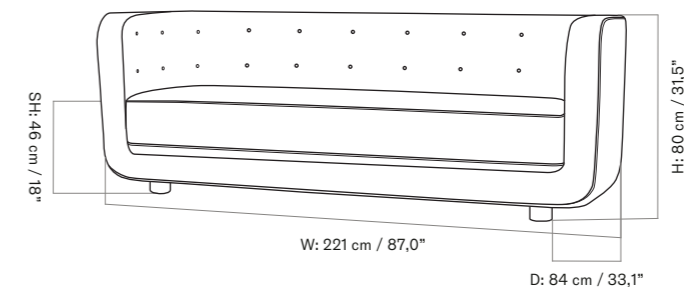
TEST
N / A

CERTIFICATIONS
N / A

PACKAGING TYPE
Brown box

PACKAGING MEASUREMENTS
(H × W × D)
82 cm × 90 cm × 226 cm / 32,3" × 35,4" × 89"

MATERIALS & MAINTENANCE
Please see page 680 for materials, care and maintenance instructions.



VILHELM, SOFA
Designed by *Flemming Lassen*

[BACK TO START](#)

SPEC OPTIONS
6–8 weeks delivery time

SKU	VARIANT
<i>Textile</i>	
1500700	<i>Price Category 0</i> Audo Bouclé, Audo
1500701	<i>Price Category 1</i> Barnum Bouclé, Audo / Champion, JAB / Illusion, Nevotex / Hot Madison, JAB / Maple, Kvadrat / Remix 3, Kvadrat / Re-wool, Kvadrat
1500702	<i>Price Category 2</i> Canvas 2, Kvadrat / Clay, Kvadrat, Sahco / Colline 2, Kvadrat / Fiord 2, Kvadrat / Hallingdal 65, Kvadrat / Moss, Kvadrat, Sahco / Reflect, Kvadrat / Savanna, Kvadrat / Steelcut 2, Kvadrat / Steelcut Trio 3, Kvadrat
1500703	<i>Price Category 3</i> Arctic, JAB / Safire, Kvadrat, Sahco / Vidar 4, Kvadrat, Sahco / Zero, Kvadrat, Sahco
1500704	<i>Price Category 4</i> Doppiopanama, Dedar / Grand Mohair, Danish Art Weaving / Lupo, Dedar
<i>Leather</i>	
1500705	<i>Price Category 1</i> Dakar, Nevotex / Envy, Sørensen Leather / Ultra, Sørensen Leather
1500706	<i>Price Category 2</i> Dunes, Sørensen Leather / Nuance, Sørensen Leather
1500707	<i>Price Category 3</i> Royal Nubuck, Sørensen Leather / Sheepskin, Skandilock





SPEC OPTIONS
6–8 weeks delivery time

SKU	VARIANT
<i>Textile — Vegetal leather buttons</i>	
1500800	<i>Price Category 0</i> Audo Bouclé, Audo
1500801	<i>Price Category 1</i> Barnum Bouclé, Audo / Champion, JAB / Illusion, Nevotex / Hot Madison, JAB / Maple, Kvadrat / Remix 3, Kvadrat / Re-wool, Kvadrat
1500802	<i>Price Category 2</i> Canvas 2, Kvadrat / Clay, Kvadrat, Sahco / Colline 2, Kvadrat / Fiord 2, Kvadrat / Hallingdal 65, Kvadrat / Moss, Kvadrat, Sahco / Reflect, Kvadrat / Savanna, Kvadrat / Steelcut 2, Kvadrat / Steelcut Trio 3, Kvadrat
1500803	<i>Price Category 3</i> Arctic, JAB / Safire, Kvadrat, Sahco / Vidar 4, Kvadrat, Sahco / Zero, Kvadrat, Sahco
1500604	<i>Price Category 4</i> Doppiopanama, Dedar / Grand Mohair, Danish Art Weaving / Lupo, Dedar
<i>Leather — Vegetal leather buttons</i>	
1500805	<i>Price Category 1</i> Dakar, Nevotex / Envy, Sørensen Leather / Ultra, Sørensen Leather
1500806	<i>Price Category 2</i> Dunes, Sørensen Leather / Nuance, Sørensen Leather
1500807	<i>Price Category 3</i> Royal Nubuck, Sørensen Leather / Sheepskin, Skandilock

VILHELM, SOFA
Designed by *Flemming Lassen*

[BACK TO START](#)

RECOMMENDED COMBINATIONS
Selected combinations 6–8 weeks delivery time.

SKU	VARIANT
1500803-012M05ZZ	 VILHELM SOFA, NATURAL OAK, VEGETAL LEATHER BUTTONS / ZERO 0001
1500803-042M05ZZ	 VILHELM SOFA, DARK STAINED OAK, VEGETAL LEATHER BUTTONS / ZERO 0001
1500704-010D02ZZ	 VILHELM SOFA, NATURAL OAK / GRAND MOHAIR 1103
1500704-040D02ZZ	 VILHELM SOFA, DARK STAINED OAK / GRAND MOHAIR 1103



VILHELM SOFA, material *natural oak* / *Grand Mohair 1103*, designer *Audo*



MINGLE, SOFA

Designed by *Flemming Lassen*

[BACK TO START](#)

The Mingle sofa was designed in 1935 by architect Flemming Lassen (1902-1984) and was presented at The Copenhagen Cabinetmakers' Guild Competition in the same year. It was subsequently praised for its qualities as a small but elegant sofa in the professional journal "The Architect". Flemming Lassen loved to travel, and he was often inspired by his journeys throughout Europe. He was very taken with both Italy and France, and had a burning desire to tour those countries on his motorcycle. Flemming Lassen wanted to create a sofa made for conversation with a comfort that invited people to stay seated and talk together for long periods of time. The armrests were designed to encircle the sitters, generating intimacy and transforming the sofa into a cosy place to relax. Flemming Lassen took inspiration from both French elegance and modern Italian style, and transferred the trends and his own ideas to a small, upholstered sofa called Mingle.

PRODUCT OPTIONS


Seat



WITH UPHOLSTERY

WITH SHEEPSKIN

Base



NATURAL OAK

DARK STAINED OAK

Spec options

Available in fabrics from our upholstery programme. Standard lead times apply.

For custom upholstery, please refer to the guiding textile/leather consumption:
COM: 4,2 m / 4,62 yds
COL: 7,5 m² / 80,775 sqft

Prices excl. custom upholstery are equal to Price Category 1 Textile or Leather. Contact Sales support for approval of custom upholstery and to place your order.

The above textile consumption is only valid for textile rolls with a width equal to or greater than 140 cm. For smaller textile rolls, please contact Sales Support for guidance. For textile with pattern, please expect a higher usage for correct pattern fitting. Please contact Sales Support for guidance.



PRODUCT TYPE
Sofa

COLLI
1

ENVIRONMENT
Indoor

DIMENSIONS
H: 74 cm / 29,1"
SH: 45 cm / 17,7"
W: 152 cm / 59,8"
D: 68 cm / 26,7"

PRODUCTION PROCESS
The sofa is constructed with a structural frame made of plywood. The seat consists of layered foam in different hardness with webbing/ belts. Back and armrests consist of a double foam layer with front part reinforced with foam flex. The legs are made of solid oak.

TECHNICAL SPECIFICATIONS

COLOUR
Seat
Dependent upon selected upholstery

Base
Natural oak
Dark stained oak

MATERIALS
Plywood, oak, foam, rubber belts and wadding

WEIGHT
50 kg / 110,23 lb

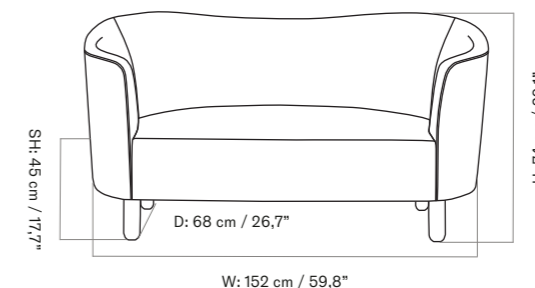
TEST
N / A

CERTIFICATIONS
N / A

PACKAGING TYPE
Brown box

PACKAGING MEASUREMENTS
(H × W × D)
79 cm × 154 cm × 68 cm /
31,1" × 60,63" × 26,77"

MATERIALS & MAINTENANCE
Please see page 680 for materials, care and maintenance instructions.





MINGLE, SOFA
Designed by *Flemming Lassen*

[BACK TO START](#)

SPEC OPTIONS
6–8 weeks delivery time

SKU	VARIANT
<i>Textile</i>	
1501300	<i>Price Category 0</i> Audo Bouclé, Audo
1501301	<i>Price Category 1</i> Barnum Bouclé, Audo / Champion, JAB / Illusion, Nevotex / Hot Madison, JAB / Maple, Kvadrat / Remix 3, Kvadrat / Re-wool, Kvadrat
1501302	<i>Price Category 2</i> Canvas 2, Kvadrat / Clay, Kvadrat, Sahco / Colline 2, Kvadrat / Fiord 2, Kvadrat / Hallingdal 65, Kvadrat / Moss, Kvadrat, Sahco / Reflect, Kvadrat / Savanna, Kvadrat / Steelcut 2, Kvadrat / Steelcut Trio 3, Kvadrat
1501303	<i>Price Category 3</i> Arctic, JAB / Safire, Kvadrat, Sahco / Vidar 4, Kvadrat, Sahco / Zero, Kvadrat, Sahco
1501304	<i>Price Category 4</i> Doppiopanama, Dedar / Grand Mohair, Danish Art Weaving / Lupo, Dedar
<i>Leather</i>	
1501307	<i>Price Category 3</i> Sheepskin, Skandilock











MINGLE SOFA, material *natural oak* / *Sheepskin Moonlight*, designer *Flemming Lassen*











MINGLE, SOFA
Designed by *Flemming Lassen*

[BACK TO START](#)

RECOMMENDED COMBINATIONS
Selected combinations 6–8 weeks delivery time.

SKU	VARIANT
<i>Natural oak base</i>	
1501303-011004ZZ	 MINGLE SOFA, NATURAL OAK / VIDAR 0182
1501303-011Q04ZZ	 MINGLE SOFA, NATURAL OAK / VIDAR 0323
1501303-011X04ZZ	 MINGLE SOFA, NATURAL OAK / VIDAR 0472
1501303-012104ZZ	 MINGLE SOFA, NATURAL OAK / VIDAR 0582
1501304-010D02ZZ	 MINGLE SOFA, NATURAL OAK / GRAND MOHAIR 1103
1501307-010E02ZZ	 MINGLE SOFA, NATURAL OAK / SHEEPSKIN, MOONLIGHT
1501307-010G02ZZ	 MINGLE SOFA, NATURAL OAK / SHEEPSKIN, HONEY
1501307-010J02ZZ	 MINGLE SOFA, NATURAL OAK / SHEEPSKIN, SAHARA

RECOMMENDED COMBINATIONS
Selected combinations 6–8 weeks delivery time.

SKU	VARIANT
<i>Dark stained oak base</i>	
1501303-041004ZZ	 MINGLE SOFA, DARK STAINED OAK / VIDAR 0182
1501303-041Q04ZZ	 MINGLE SOFA, DARK STAINED OAK / VIDAR 0323
1501303-041X04ZZ	 MINGLE SOFA, DARK STAINED OAK / VIDAR 0472
1501303-042104ZZ	 MINGLE SOFA, DARK STAINED OAK / VIDAR 0582
1501304-040D02ZZ	 MINGLE SOFA, DARK STAINED OAK / GRAND MOHAIR 1103
1501307-040E02ZZ	 MINGLE SOFA, DARK STAINED OAK / SHEEPSKIN, MOONLIGHT
1501307-040G02ZZ	 MINGLE SOFA, DARK STAINED OAK / SHEEPSKIN, HONEY
1501307-040J02ZZ	 MINGLE SOFA, DARK STAINED OAK / SHEEPSKIN, SAHARA



CONSTANCE, SOFA

Designed by *Flemming Lassen*

[BACK TO START](#)

The Constance series is a classic Flemming Lassen design. Curvy shapes. Inviting and comfortable. Projecting side pieces and buttons in the back. Classic and modern qualities that will never go out of fashion. It works well in the middle of a room, as Flemming Lassen's furniture is always equally beautiful from every angle. It was a mantra for his work that furniture should be pulled away from the wall to be placed as a sculpture in a room.



PRODUCT OPTIONS

Seat



WITH UPHOLSTERY

Base



NATURAL OAK



WALNUT

Spec options

Available in fabrics from our upholstery programme. Standard lead times apply.

For custom upholstery, please refer to the guiding textile consumption:
COM: 7 m / 7,7 yds

Prices excl. custom upholstery are equal to Price Category 1 Textile or Leather. Contact Sales support for approval of custom upholstery and to place your order.

The above textile consumption is only valid for textile rolls with a width equal to or greater than 140 cm. For smaller textile rolls, please contact Sales Support for guidance. For textile with pattern, please expect a higher usage for correct pattern fitting. Please contact Sales Support for guidance.

PRODUCT TYPE
Sofa

COLLI
1

ENVIRONMENT
Indoor

DIMENSIONS
H: 77,5 cm / 30,5"
SH: 43,6 cm / 17,2"
W: 188 cm / 74"
D: 74,7 cm / 29,4"

PRODUCTION PROCESS
Constructed with a plywood frame, the sofa's seat is formed from layered foam in varying degrees of hardness and set on a base of webbing and springs. The legs are shaped from solid oak or walnut.

TECHNICAL SPECIFICATIONS

COLOUR
Seat
Dependent upon selected upholstery

Base
Natural oak
Walnut

MATERIALS
Plywood, rubber belts, spring pockets, foam and wadding

WEIGHT
54 kg / 119,05 lb

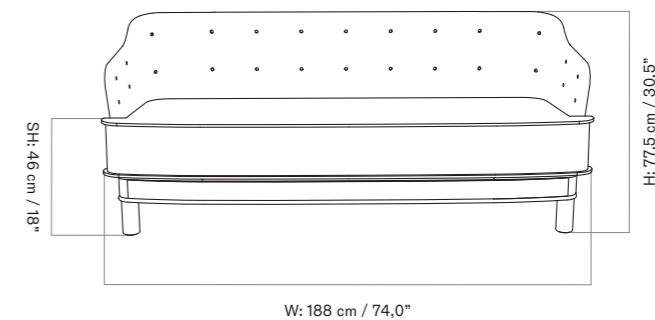
TEST
ANSI Bifma and EN standard

CERTIFICATIONS
N / A

PACKAGING TYPE
Brown box

PACKAGING MEASUREMENTS
(H × W × D)
92 cm × 192 cm × 80 cm /
36,2" × 75,6" × 31,5"

MATERIALS & MAINTENANCE
Please see page 680 for materials, care and maintenance instructions.





CONSTANCE, SOFA
Designed by *Flemming Lassen*

[BACK TO START](#)

SPEC OPTIONS
6–8 weeks delivery time

SKU	VARIANT
<i>Textile</i>	
1501500	<i>Price Category 0</i> Audo Bouclé, Audo
1501501	<i>Price Category 1</i> Barnum Bouclé, Audo / Champion, JAB / Illusion, Nevotex / Hot Madison, JAB / Maple, Kvadrat / Remix 3, Kvadrat / Re-wool, Kvadrat
1501502	<i>Price Category 2</i> Canvas 2, Kvadrat / Clay, Kvadrat, Sahco / Colline 2, Kvadrat / Fiord 2, Kvadrat / Hallingdal 65, Kvadrat / Moss, Kvadrat, Sahco / Reflect, Kvadrat / Savanna, Kvadrat / Steelcut 2, Kvadrat / Steelcut Trio 3, Kvadrat
1501503	<i>Price Category 3</i> Arctic, JAB / Safire, Kvadrat, Sahco / Vidar 4, Kvadrat, Sahco / Zero, Kvadrat, Sahco
1501504	<i>Price Category 4</i> Doppiopanama, Dedar / Grand Mohair, Danish Art Weaving / Lupo, Dedar

SPEC OPTIONS
6–8 weeks delivery time






SKU	VARIANT
<i>Textile</i>	
1501700	<i>Price Category 0</i> Audo Bouclé, Audo
1501701	<i>Price Category 1</i> Barnum Bouclé, Audo / Champion, JAB / Illusion, Nevotex / Hot Madison, JAB / Maple, Kvadrat / Remix 3, Kvadrat / Re-wool, Kvadrat
1501702	<i>Price Category 2</i> Canvas 2, Kvadrat / Clay, Kvadrat, Sahco / Colline 2, Kvadrat / Fiord 2, Kvadrat / Hallingdal 65, Kvadrat / Moss, Kvadrat, Sahco / Reflect, Kvadrat / Savanna, Kvadrat / Steelcut 2, Kvadrat / Steelcut Trio 3, Kvadrat
1501703	<i>Price Category 3</i> Arctic, JAB / Safire, Kvadrat, Sahco / Vidar 4, Kvadrat, Sahco / Zero, Kvadrat, Sahco
1501720	<i>Price Category 4</i> Doppiopanama, Dedar / Grand Mohair, Danish Art Weaving / Lupo, Dedar








CONSTANCE, SOFA
Designed by *Flemming Lassen*

[BACK TO START](#)

RECOMMENDED COMBINATIONS
Selected combinations 6–8 weeks delivery time.

SKU	VARIANT
<i>Oak base</i>	
1501730	 CONSTANCE SOFA, SIGNATUR, NATURAL OAK / SEAT AND PIPING:HALLINGDAL 153 BACK AND PIPING: HALLINGDAL 173 BUTTONS: HALLINGDAL 153
1501503-012M05ZZ	 CONSTANCE SOFA, NATURAL OAK / ZERO 0001
1501504-010D02ZZ	 CONSTANCE SOFA, NATURAL OAK / GRAND MOHAIR 1103
1501504-011402ZZ	 CONSTANCE SOFA, NATURAL OAK / GRAND MOHAIR 8205
1501504-011802ZZ	 CONSTANCE SOFA, NATURAL OAK / GRAND MOHAIR 2600

RECOMMENDED COMBINATIONS
Selected combinations 6–8 weeks delivery time.

SKU	VARIANT
<i>Walnut base</i>	
1501731	 CONSTANCE SOFA, SIGNATUR, WALNUT / SEAT AND PIPING:HALLINGDAL 153 BACK AND PIPING: HALLINGDAL 173 BUTTONS: HALLINGDAL 153
1501703-022M05ZZ	 CONSTANCE SOFA, WALNUT / ZERO 0001
1501704-020D02ZZ	 CONSTANCE SOFA, WALNUT / GRAND MOHAIR 1103
1501704-021402ZZ	 CONSTANCE SOFA, WALNUT / GRAND MOHAIR 8205
1501704-021802ZZ	 CONSTANCE SOFA, WALNUT / GRAND MOHAIR 2600



PAGODE SOFA
Designed by *Tove & Edvard Kindt-Larsen*

[BACK TO START](#)

Designed by Tove and Edvard Kindt-Larsen, the inventive, curvilinear shape of the Pagode Sofa is as relevant today as it was when first designed in 1956. Looking to Asian architecture and temples for inspiration, the elegant design features beautifully crafted V-shaped wooden legs and a low seat with distinctive armrests and a high back to cradle and support.

PRODUCT OPTIONS

Base



NATURAL OAK

WALNUT

Spec options

Available in fabrics from our upholstery programme. Standard lead times apply.

For custom upholstery, please refer to the guiding textile consumption:
COM: 6,4 m / 6,9 yds

Prices excl. custom upholstery are equal to Price Category 1 Textile or Leather. Contact Sales support for approval of custom upholstery and to place your order.

The above textile consumption is only valid for textile rolls with a width equal to or greater than 140 cm. For smaller textile rolls, please contact Sales Support for guidance. For textile with pattern, please expect a higher usage for correct pattern fitting. Please contact Sales Support for guidance.



TECHNICAL SPECIFICATIONS

PRODUCT TYPE
Sofa

COLLI
1

ENVIRONMENT
Indoor

DIMENSIONS
H: 86 cm / 33,8"
SH: 37 cm / 14,5"
SD: 50 cm / 19,6"
W: 202 cm / 79,5"
D: 78 cm / 30,7"

PRODUCTION PROCESS
The CNC carved wooden parts are polished and oiled by hand to obtain a silk smooth surface. The inner plywood components are made with a surface of foam, ready for the final upholstery, to obtain a soft seating.

COLOUR

Seat
Dependent upon selected upholstery

Base
Natural oiled oak
Oiled walnut

MATERIALS
Oak or walnut, plastic, steel, solid beech, plywood, foam, felt, quilt foam, no sag springs.

WEIGHT
40 kg / 88,1 lb

TEST
N / A


CERTIFICATIONS
TSCA title IV compliant
Crafted from FSC certified wood

PACKAGING TYPE
Brown box


PACKAGING MEASUREMENTS
(H x W x D)
96 cm x 279 cm x 96 cm / 38" x 110" x 38"

MATERIALS & MAINTENANCE
Please see page 680 for materials, care and maintenance instructions.

W: 202 cm / 79,5"

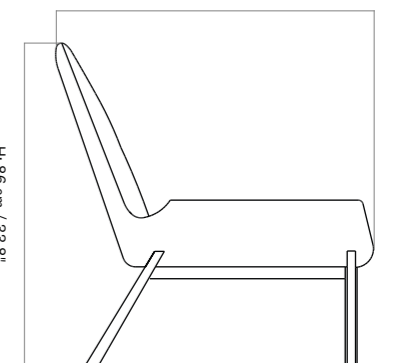


SD: 50 cm / 19,6"



SH: 37 cm / 14,5"

D: 78 cm / 30,7"



H: 86 cm / 33,8"











PAGODE SOFA
Designed by *Tove & Edvard Kindt-Larsen*

[BACK TO START](#)

SPEC OPTIONS
6–8 weeks delivery time

SKU	VARIANT
<i>Textile</i>	
1216000	<i>Price Category 0</i> Audo Bouclé, Audo
1216001	<i>Price Category 1</i> Barnum Bouclé, Audo / Champion, JAB / Hot Madison, JAB / Remix 3, Kvadrat / Re-wool, Kvadrat
1216002	<i>Price Category 2</i> Canvas 2, Kvadrat / Clay, Kvadrat, Sahco / Colline 2, Kvadrat / Fiord 2, Kvadrat / Hallingdal 65, Kvadrat / Moss, Kvadrat, Sahco / Reflect, Kvadrat / Savanna, Kvadrat / Steelcut 2, Kvadrat / Steelcut Trio 3, Kvadrat
1216003	<i>Price Category 3</i> Arctic, JAB / Safire, Kvadrat, Sahco / Vidar 4, Kvadrat, Sahco / Zero, Kvadrat, Sahco
1216004	<i>Price Category 4</i> Doppiopanama, Dedar / Grand Mohair, Danish Art Weaving / Lupo, Dedar

RECOMMENDED COMBINATIONS
Selected combinations 6–8 weeks delivery time.

SKU	VARIANT
<i>Oak base</i>	
1216001-020000ZZ	 PAGODE SOFA / NATURAL OAK / RE-WOOL 448
1216001-020100ZZ	 PAGODE SOFA / NATURAL OAK / RE-WOOL 218
1216002-020100ZZ	 PAGODE SOFA / NATURAL OAK / HALLINGDAL 65 110
1216002-020000ZZ	 PAGODE SOFA / NATURAL OAK / HALLINGDAL 65 200
<i>Walnut base</i>	
1217001-020100ZZ	 PAGODE SOFA / WALNUT / RE-WOOL 448
1217001-020000ZZ	 PAGODE SOFA / WALNUT / RE-WOOL 218
1217002-020000ZZ	 PAGODE SOFA / WALNUT / HALLINGDAL 65 110
1217002-020100ZZ	 PAGODE SOFA / WALNUT / HALLINGDAL 65 200



RADIOHUS SOFA P2

Designed by *Vilhelm Lauritzen*

Designed in 1936 for the Danish Broadcasting Corporation's Radiohuset, the Radiohus Sofa is one of Vilhelm Lauritzen's most important works. An icon of Danish Functionalism from the hand of one of Denmark's most lauded architects, its elegant wooden frame holds a beautifully upholstered seat and back that are shaped to support the body as it sits.

PRODUCT OPTIONS

Base



NATURAL OAK

WALNUT

Spec options

Available in fabrics from our upholstery programme. Standard lead times apply.

For custom upholstery, please refer to the guiding textile consumption:
COM: 5,9 m / 6,5 yds

Prices excl. custom upholstery are equal to Price Category 1 Textile or Leather. Contact Sales support for approval of custom upholstery and to place your order.

The above textile consumption is only valid for textile rolls with a width equal to or greater than 140 cm. For smaller textile rolls, please contact Sales Support for guidance. For textile with pattern, please expect a higher usage for correct pattern fitting. Please contact Sales Support for guidance.



TECHNICAL SPECIFICATIONS

PRODUCT TYPE
Sofa

COLLI
1

ENVIRONMENT
Indoor

DIMENSIONS
H: 86 cm / 33,8"
SH: 45 cm / 17,7"
SD: 58 cm / 22,8"
W: 215 cm / 84,6"
D: 77 cm / 30,3"

PRODUCTION PROCESS
The CNC carved wooden parts are polished and oiled by hand to obtain a silk smooth surface. The inner plywood components are made with a surface of foam, ready for the final upholstery, to obtain a soft seating.

COLOUR

Seat
Dependent upon selected upholstery

Base
Natural oiled oak
Oiled walnut

MATERIALS
Oak or walnut, plastic, steel, solid beech, plywood, foam, felt, quilt foam, pocket springs, rubber.

WEIGHT
45 kg / 99,2 lb

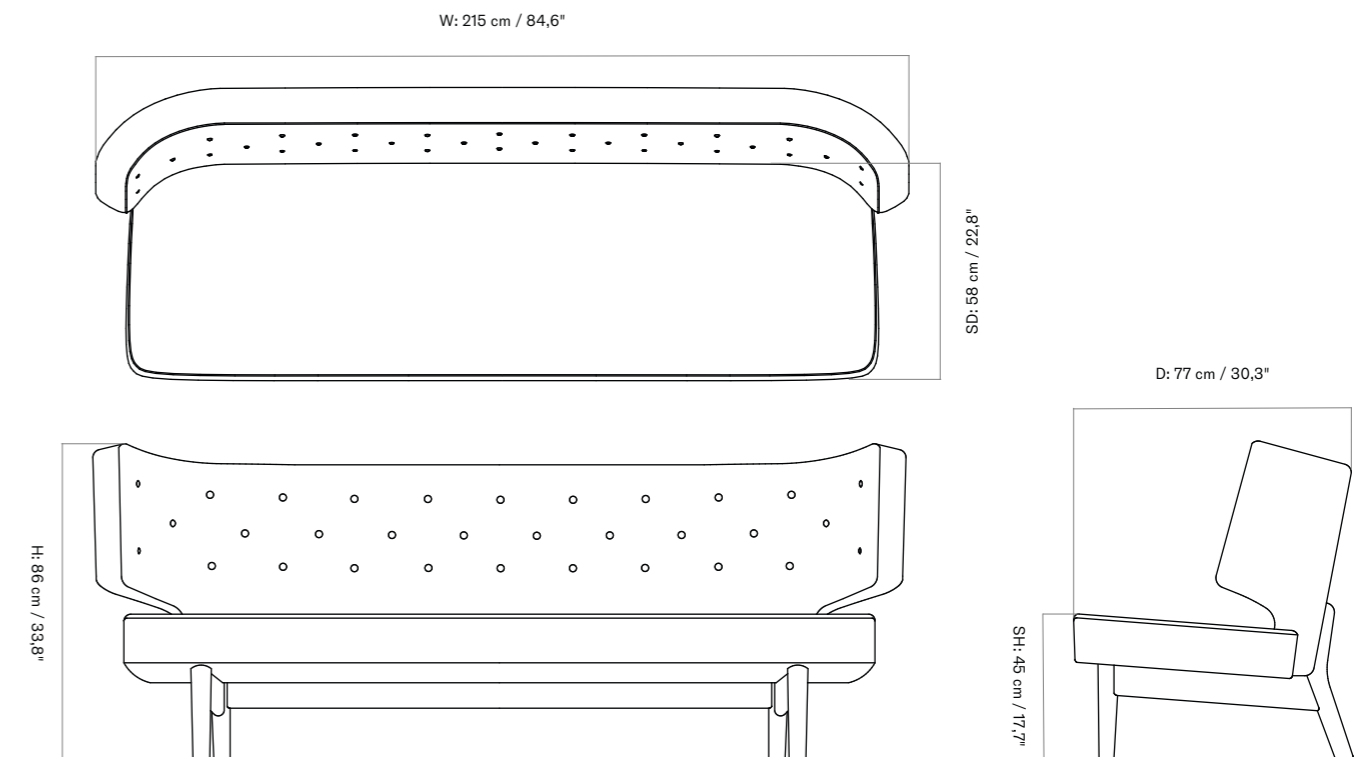
TEST
N / A

CERTIFICATIONS
TSCA title IV compliant
Crafted from FSC certified wood

PACKAGING TYPE
Brown box

PACKAGING MEASUREMENTS
(H x W x D)
96 cm x 279 cm x 96 cm / 38" x 110" x 38"

MATERIALS & MAINTENANCE
Please see page 680 for materials, care and maintenance instructions.



RADIOHUS SOFA P2
Designed by *Vilhelm Lauritzen*

[BACK TO START](#)

SPEC OPTIONS
6–8 weeks delivery time

SKU	VARIANT
<i>Textile — Oak base</i>	
1218000	<i>Price Category 0</i> Audo Bouclé, Audo
1218001	<i>Price Category 1</i> Barnum Bouclé, Audo / Champion, JAB / Illusion, Nevotex / Hot Madison, JAB / Remix 3, Kvadrat / Re-wool, Kvadrat
1218002	<i>Price Category 2</i> Canvas 2, Kvadrat / Clay, Kvadrat, Sahco / Colline 2, Kvadrat / Fiord 2, Kvadrat / Hallingdal 65, Kvadrat / Moss, Kvadrat, Sahco / Reflect, Kvadrat / Savanna, Kvadrat / Steelcut 2, Kvadrat / Steelcut Trio 3, Kvadrat
1218003	<i>Price Category 3</i> Arctic, JAB / Safire, Kvadrat, Sahco / Vidar 4, Kvadrat, Sahco / Zero, Kvadrat, Sahco
1218004	<i>Price Category 4</i> Doppiopanama, Dedar / Grand Mohair, Danish Art Weaving / Lupo, Dedar
<i>Textile — Walnut base</i>	
1219000	<i>Price Category 0</i> Audo Bouclé, Audo
1219001	<i>Price Category 1</i> Barnum Bouclé, Audo / Champion, JAB / Illusion, Nevotex / Hot Madison, JAB / Remix 3, Kvadrat / Re-wool, Kvadrat
1219002	<i>Price Category 2</i> Canvas 2, Kvadrat / Clay, Kvadrat, Sahco / Colline 2, Kvadrat / Fiord 2, Kvadrat / Hallingdal 65, Kvadrat / Moss, Kvadrat, Sahco / Reflect, Kvadrat / Savanna, Kvadrat / Steelcut 2, Kvadrat / Steelcut Trio 3, Kvadrat
1219003	<i>Price Category 3</i> Arctic, JAB / Safire, Kvadrat, Sahco / Vidar 4, Kvadrat, Sahco / Zero, Kvadrat, Sahco
1219004	<i>Price Category 4</i> Doppiopanama, Dedar / Grand Mohair, Danish Art Weaving / Lupo, Dedar

SPEC OPTIONS
6–8 weeks delivery time







SKU	VARIANT
<i>Textile — Oak base — Buttons Upholstered With Dakar 0250</i>	
1222100	<i>Price Category 0</i> Audo Bouclé, Audo
1222101	<i>Price Category 1</i> Barnum Bouclé, Audo / Champion, JAB / Illusion, Nevotex / Hot Madison, JAB / Remix 3, Kvadrat / Re-wool, Kvadrat
1222102	<i>Price Category 2</i> Canvas 2, Kvadrat / Clay, Kvadrat, Sahco / Colline 2, Kvadrat / Fiord 2, Kvadrat / Hallingdal 65, Kvadrat / Moss, Kvadrat, Sahco / Reflect, Kvadrat / Savanna, Kvadrat / Steelcut 2, Kvadrat / Steelcut Trio 3, Kvadrat
1222103	<i>Price Category 3</i> Arctic, JAB / Safire, Kvadrat, Sahco / Vidar 4, Kvadrat, Sahco / Zero, Kvadrat, Sahco
1222104	<i>Price Category 4</i> Doppiopanama, Dedar / Grand Mohair, Danish Art Weaving / Lupo, Dedar
<i>Textile — Walnut base — Buttons Upholstered With Dakar 0250</i>	
1222200	<i>Price Category 0</i> Audo Bouclé, Audo
1222201	<i>Price Category 1</i> Barnum Bouclé, Audo / Champion, JAB / Illusion, Nevotex / Hot Madison, JAB / Remix 3, Kvadrat / Re-wool, Kvadrat
1222202	<i>Price Category 2</i> Canvas 2, Kvadrat / Clay, Kvadrat, Sahco / Colline 2, Kvadrat / Fiord 2, Kvadrat / Hallingdal 65, Kvadrat / Moss, Kvadrat, Sahco / Reflect, Kvadrat / Savanna, Kvadrat / Steelcut 2, Kvadrat / Steelcut Trio 3, Kvadrat
1222203	<i>Price Category 3</i> Arctic, JAB / Safire, Kvadrat, Sahco / Vidar 4, Kvadrat, Sahco / Zero, Kvadrat, Sahco
1222204	<i>Price Category 4</i> Doppiopanama, Dedar / Grand Mohair, Danish Art Weaving / Lupo, Dedar









RADIOHUS SOFA P2
Designed by *Vilhelm Lauritzen*

[BACK TO START](#)

RECOMMENDED COMBINATIONS
Selected combinations 6–8 weeks delivery time.

SKU	VARIANT
<i>Oak or walnut base</i>	
1218001-020000ZZ	 RADIOHUS SOFA P2 / NATURAL OAK / RE-WOOL 218
1218002-020000ZZ	 RADIOHUS SOFA P2 / NATURAL OAK / HALLINGDAL 65 110
1218002-020100ZZ	 RADIOHUS SOFA P2 / NATURAL OAK / HALLINGDAL 65 200
1219001-020000ZZ	 RADIOHUS SOFA P2 / WALNUT / RE-WOOL 218
1219002-020000ZZ	 RADIOHUS SOFA P2 / WALNUT / HALLINGDAL 65 110
1219002-020100ZZ	 RADIOHUS SOFA P2 / WALNUT / HALLINGDAL 65 200

RECOMMENDED COMBINATIONS
Selected combinations 6–8 weeks delivery time.

SKU	VARIANT
<i>Buttons upholstered with Dakar 0250</i>	
1222101-020000ZZ	 RADIOHUS SOFA P2 / NATURAL OAK / RE-WOOL 218 BUTTONS UPHOLSTERED WITH DAKAR 0250
1222102-020000ZZ	 RADIOHUS SOFA P2 / NATURAL OAK / HALLINGDAL 65 110 BUTTONS UPHOLSTERED WITH DAKAR 0250
1222102-020100ZZ	 RADIOHUS SOFA P2 / NATURAL OAK / HALLINGDAL 65 200 BUTTONS UPHOLSTERED WITH DAKAR 0250
1222201-020000ZZ	 RADIOHUS SOFA P2 / WALNUT / RE-WOOL 218 BUTTONS UPHOLSTERED WITH DAKAR 0250
1222202-020100ZZ	 RADIOHUS SOFA P2 / WALNUT / HALLINGDAL 65 110 BUTTONS UPHOLSTERED WITH DAKAR 0250
1222202-020000ZZ	 RADIOHUS SOFA P2 / WALNUT / HALLINGDAL 65 200 BUTTONS UPHOLSTERED WITH DAKAR 0250



RADIOHUS SOFA P3

Designed by *Vilhelm Lauritzen*

[BACK TO START](#)

Designed in 1936 for the Danish Broadcasting Corporation's Radiohuset, the Radiohus Sofa is one of Vilhelm Lauritzen's most important works. An icon of Danish Functionalism from the hand of one of Denmark's most lauded architects, its elegant wooden frame holds a beautifully upholstered seat and back that are shaped to support the body as it sits.



PRODUCT OPTIONS

Base



NATURAL OAK

WALNUT

Spec options

Available in fabrics from our upholstery programme. Standard lead times apply.

For custom upholstery, please refer to the guiding textile consumption:
COM: 6,5 m / 7,1 yds

Prices excl. custom upholstery are equal to Price Category 1 Textile or Leather. Contact Sales support for approval of custom upholstery and to place your order.

The above textile consumption is only valid for textile rolls with a width equal to or greater than 140 cm. For smaller textile rolls, please contact Sales Support for guidance. For textile with pattern, please expect a higher usage for correct pattern fitting. Please contact Sales Support for guidance.

TECHNICAL SPECIFICATIONS

PRODUCT TYPE
Sofa

COLLI
1

ENVIRONMENT
Indoor

DIMENSIONS
H: 86 cm / 33,8"
SH: 45 cm / 17,7"
SD: 58 cm / 22,8"
W: 258 cm / 101,5"
D: 77 cm / 30,3"

PRODUCTION PROCESS
The CNC carved wooden parts are polished and oiled by hand to obtain a silk smooth surface. The inner plywood components are made with a surface of foam, ready for the final upholstery, to obtain a soft seating.

COLOUR

Seat
Dependent upon selected upholstery

Base
Natural oiled oak
Oiled walnut

MATERIALS
Oak or walnut, plastic, steel, solid beech, plywood, foam, felt, quilt foam, pocket springs, rubber.

WEIGHT
55 kg / 121,2 lb

TEST
N / A

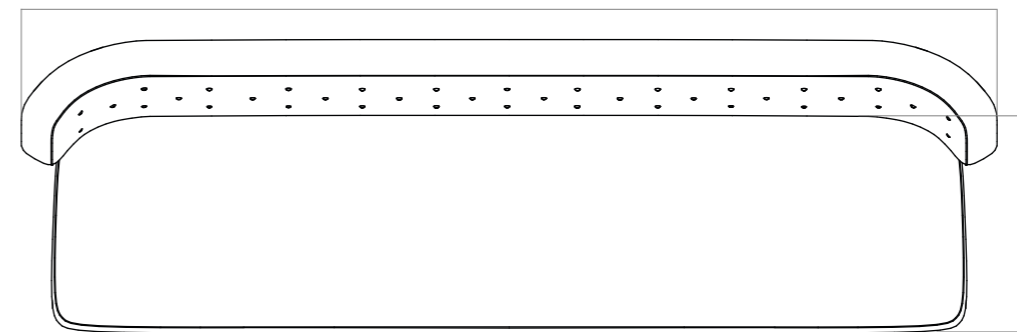
CERTIFICATIONS
TSCA title IV compliant
Crafted from FSC certified wood

PACKAGING TYPE
Brown box

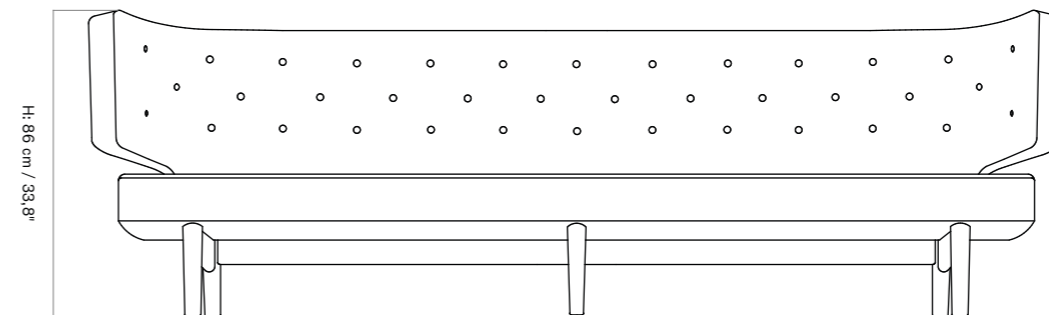
PACKAGING MEASUREMENTS
(H x W x D)
96 cm x 279 cm x 96 cm / 38" x 110" x 38"

MATERIALS & MAINTENANCE
Please see page 680 for materials, care and maintenance instructions.

W: 258 cm / 101,5"

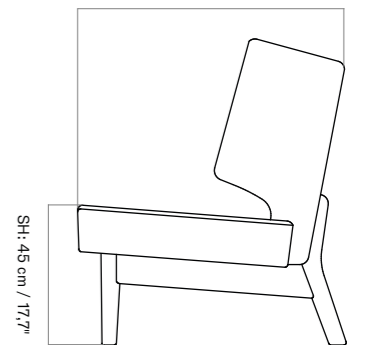


SD: 58 cm / 22,8"



H: 86 cm / 33,8"

D: 77 cm / 30,3"



SH: 45 cm / 17,7"

RADIOHUS SOFA P3
Designed by *Vilhelm Lauritzen*

[BACK TO START](#)

SPEC OPTIONS
6–8 weeks delivery time

SKU	VARIANT
<i>Textile — Oak base</i>	
1221000	<i>Price Category 0</i> Audo Bouclé, Audo
1221001	<i>Price Category 1</i> Barnum Bouclé, Audo / Champion, JAB / Illusion, Nevotex / Hot Madison, JAB / Remix 3, Kvadrat / Re-wool, Kvadrat
1221002	<i>Price Category 2</i> Canvas 2, Kvadrat / Clay, Kvadrat, Sahco / Colline 2, Kvadrat / Fiord 2, Kvadrat / Hallingdal 65, Kvadrat / Moss, Kvadrat, Sahco / Reflect, Kvadrat / Savanna, Kvadrat / Steelcut 2, Kvadrat / Steelcut Trio 3, Kvadrat
1221003	<i>Price Category 3</i> Arctic, JAB / Safire, Kvadrat, Sahco / Vidar 4, Kvadrat, Sahco / Zero, Kvadrat, Sahco
1221004	<i>Price Category 4</i> Doppiopanama, Dedar / Grand Mohair, Danish Art Weaving / Lupo, Dedar
<i>Textile — Walnut base</i>	
1222000	<i>Price Category 0</i> Audo Bouclé, Audo
1222001	<i>Price Category 1</i> Barnum Bouclé, Audo / Champion, JAB / Illusion, Nevotex / Hot Madison, JAB / Remix 3, Kvadrat / Re-wool, Kvadrat
1222002	<i>Price Category 2</i> Canvas 2, Kvadrat / Clay, Kvadrat, Sahco / Colline 2, Kvadrat / Fiord 2, Kvadrat / Hallingdal 65, Kvadrat / Moss, Kvadrat, Sahco / Reflect, Kvadrat / Savanna, Kvadrat / Steelcut 2, Kvadrat / Steelcut Trio 3, Kvadrat
1222003	<i>Price Category 3</i> Arctic, JAB / Safire, Kvadrat, Sahco / Vidar 4, Kvadrat, Sahco / Zero, Kvadrat, Sahco
1222004	<i>Price Category 4</i> Doppiopanama, Dedar / Grand Mohair, Danish Art Weaving / Lupo, Dedar

SPEC OPTIONS
6–8 weeks delivery time







SKU	VARIANT
<i>Textile — Oak base — Buttons Upholstered With Dakar 0250</i>	
1222300	<i>Price Category 0</i> Audo Bouclé, Audo
1222301	<i>Price Category 1</i> Barnum Bouclé, Audo / Champion, JAB / Illusion, Nevotex / Hot Madison, JAB / Remix 3, Kvadrat / Re-wool, Kvadrat
1222302	<i>Price Category 2</i> Canvas 2, Kvadrat / Clay, Kvadrat, Sahco / Colline 2, Kvadrat / Fiord 2, Kvadrat / Hallingdal 65, Kvadrat / Moss, Kvadrat, Sahco / Reflect, Kvadrat / Savanna, Kvadrat / Steelcut 2, Kvadrat / Steelcut Trio 3, Kvadrat
1222303	<i>Price Category 3</i> Arctic, JAB / Safire, Kvadrat, Sahco / Vidar 4, Kvadrat, Sahco / Zero, Kvadrat, Sahco
1222304	<i>Price Category 4</i> Doppiopanama, Dedar / Grand Mohair, Danish Art Weaving / Lupo, Dedar
<i>Textile — Walnut base — Buttons Upholstered With Dakar 0250</i>	
1222400	<i>Price Category 0</i> Audo Bouclé, Audo
1222401	<i>Price Category 1</i> Barnum Bouclé, Audo / Champion, JAB / Illusion, Nevotex / Hot Madison, JAB / Remix 3, Kvadrat / Re-wool, Kvadrat
1222402	<i>Price Category 2</i> Canvas 2, Kvadrat / Clay, Kvadrat, Sahco / Colline 2, Kvadrat / Fiord 2, Kvadrat / Hallingdal 65, Kvadrat / Moss, Kvadrat, Sahco / Reflect, Kvadrat / Savanna, Kvadrat / Steelcut 2, Kvadrat / Steelcut Trio 3, Kvadrat
1222403	<i>Price Category 3</i> Arctic, JAB / Safire, Kvadrat, Sahco / Vidar 4, Kvadrat, Sahco / Zero, Kvadrat, Sahco
1222404	<i>Price Category 4</i> Doppiopanama, Dedar / Grand Mohair, Danish Art Weaving / Lupo, Dedar









RADIOHUS SOFA P3
Designed by *Vilhelm Lauritzen*

[BACK TO START](#)

RECOMMENDED COMBINATIONS
Selected combinations 6–8 weeks delivery time.

SKU	VARIANT
<i>Oak or walnut base</i>	
1221001-020000ZZ	 RADIOHUS SOFA P3 / NATURAL OAK / RE-WOOL 218
1221002-020000ZZ	 RADIOHUS SOFA P3 / NATURAL OAK / HALLINGDAL 65 110
1221002-020100ZZ	 RADIOHUS SOFA P3 / NATURAL OAK / HALLINGDAL 65 200
1222001-020000ZZ	 RADIOHUS SOFA P3 / WALNUT / RE-WOOL 218
1222002-020000ZZ	 RADIOHUS SOFA P3 / WALNUT / HALLINGDAL 65 110
1222002-020100ZZ	 RADIOHUS SOFA P3 / WALNUT / HALLINGDAL 65 200

RECOMMENDED COMBINATIONS
Selected combinations 6–8 weeks delivery time.

SKU	VARIANT
<i>Buttons upholstered with Dakar 0250</i>	
1222301-020000ZZ	 RADIOHUS SOFA P3 / NATURAL OAK / RE-WOOL 218 BUTTONS UPHOLSTERED WITH DAKAR 0250
1222302-020000ZZ	 RADIOHUS SOFA P3 / NATURAL OAK / HALLINGDAL 65 110 BUTTONS UPHOLSTERED WITH DAKAR 0250
1222302-020100ZZ	 RADIOHUS SOFA P3 / NATURAL OAK / HALLINGDAL 65 200 BUTTONS UPHOLSTERED WITH DAKAR 0250
1222401-020000ZZ	 RADIOHUS SOFA P3 / WALNUT / RE-WOOL 218 BUTTONS UPHOLSTERED WITH DAKAR 0250
1222402-020100ZZ	 RADIOHUS SOFA P3 / WALNUT / HALLINGDAL 65 110 BUTTONS UPHOLSTERED WITH DAKAR 0250
1222402-020000ZZ	 RADIOHUS SOFA P3 / WALNUT / HALLINGDAL 65 200 BUTTONS UPHOLSTERED WITH DAKAR 0250

EAVE 75

 Eave Modular Pouf, 75 →

 Eave Modular Sofa, 86
Configurations 7, 8  →

 Eave Modular Sofa, 96
Configurations 3, 4  →

EAVE 86

 Eave Modular Sofa, 86 →

 Eave Modular Sofa, 86
Configurations 9, 10  →

 Eave Modular Sofa, 96
Configurations 5, 6  →

 Eave Modular Sofa, 86
Corner, 129 →

 Eave Modular Sofa, 86
Configurations 11, 12  →

 Eave Modular Sofa, 96
Configurations 7, 8  →

EAVE 96

 Eave Modular Sofa, 86
Open End, 172 →

 Eave Modular Sofa, 96 →

 Eave Modular Sofa, 96
Configurations 9, 10  →

 Eave Modular Sofa, 86
Open End →

 Eave Modular Sofa, 96
Corner, 144  →

 Eave Modular Sofa, 96
Configurations 11, 12  →

 Eave Modular Sofa, 86
Chaise Longue →

 Eave Modular Sofa, 96
Open End, 192  →

EAVE DINING SOFA

 Eave Modular Sofa, 86
Configuration 1 →

 Eave Modular Sofa, 96
Open End  →

 Eave Dining Sofa →

 Eave Modular Sofa, 86
Configuration 2 →

 Eave Modular Sofa, 96
Chaise Longue  →

 Eave Modular Sofa, 86
Configurations 3, 4  →

 Eave Modular Sofa, 96
Configuration 1  →

 Eave Modular Sofa, 86
Configurations 5, 6  →

 Eave Modular Sofa, 96
Configuration 2  →

EAVE MODULAR POUF, 75
Designed by *Norm Architects*

Module-based, foam-filled sofa with corner, open and pouf sections in textile upholstery and set on a wooden spring frame. All modules can be connected using the pre-mounted brackets.

PRODUCT OPTIONS



Spec options

Available in fabrics from our upholstery programme. Standard lead times apply.

For custom upholstery, please refer to the guiding textile/leather consumption:
COM: 1,7 m / 1,87 yds

Prices excl. custom upholstery are equal to Price Category 1 Textile or Leather. Contact sales support to place your order.

The above textile consumption is only valid for textile rolls with a width equal to or greater than 140 cm. For smaller textile rolls, please contact Sales Support for guidance. For textile with pattern, please expect a higher usage for correct pattern fitting. Please contact Sales Support for guidance.

PRODUCT TYPE
Sofa

COLLI
1

ENVIRONMENT
Indoor

DIMENSIONS
H: 40,5 cm / 15,9"
W: 75 cm / 29,5"
D: 75 cm / 29,5"
SH: 40 cm / 15,7"

PRODUCTION PROCESS
Each module is constructed with a structural frame made from pine, plywood and MDF. Seat, backrest and armrests consist of a double foam layer with no-sag springs.

TECHNICAL SPECIFICATIONS

COLOUR
Dependent upon selected upholstery
Black glides (RAL 9005)

GLOSS
N / A

MATERIALS

Seat
Pine, plywood, MDF, steel (spring), HR
Foam and upholstery

Glides and connector
Plastic, steel, felt

WEIGHT
19 kg / 41,9 lb

CORNER VARIANTS
Corner modules come in left and right variants according to fabric weave direction. Please ensure you select the correct one for your needs.

TEST
N / A

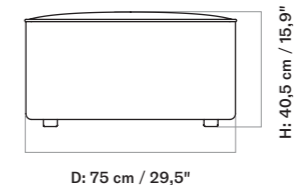
CERTIFICATIONS
TSCA title VI compliant

Declare.

PACKAGING TYPE
Brown box

PACKAGING MEASUREMENTS
(H x W x D)
34 cm x 77 cm x 77 cm / 17" x 30,3" x 30,3"

MATERIALS & MAINTENANCE
Please see page 680 for materials, care and maintenance instructions.











EAVE MODULAR POUF, 75
Designed by *Norm Architects*

[BACK TO START](#)

SPEC OPTIONS
6–8 weeks delivery time

SKU	VARIANT
<i>Pouf, 75</i>	
9964120	<i>Price Category 0</i> Audo Bouclé, Audo
9964101	<i>Price Category 1</i> Barnum Bouclé, Audo / Champion, JAB / Illusion, Nevotex / Hot Madison, JAB / Maple, Kvadrat / Remix 3, Kvadrat / Re-wool, Kvadrat
9964102	<i>Price Category 2</i> Canvas 2, Kvadrat / Clay, Kvadrat, Sahco / Colline 2, Kvadrat / Fiord 2, Kvadrat / Hallingdal 65, Kvadrat / Moss, Kvadrat, Sahco / Reflect, Kvadrat / Savanna, Kvadrat / Steelcut 2, Kvadrat / Steelcut Trio 3, Kvadrat
9964103	<i>Price Category 3</i> Arctic, JAB / Safire, Kvadrat, Sahco / Vidar 4, Kvadrat, Sahco / Zero, Kvadrat, Sahco
9964108	<i>Price Category 4</i> Doppiopanama, Dedar / Lupo, Dedar

RECOMMENDED COMBINATIONS
6–8 weeks delivery time

SKU	VARIANT
<i>Pouf, 75</i>	
9964120-000300ZZ	 EAVE MODULAR 75, POUF / AUDO BOUCLÉ 02
9964120-000000ZZ	 EAVE MODULAR 75, POUF / AUDO BOUCLÉ 06
9964120-000100ZZ	 EAVE MODULAR 75, POUF / AUDO BOUCLÉ 08
9964120-000200ZZ	 EAVE MODULAR 75, POUF / AUDO BOUCLÉ 16
9964101-000B00ZZ	 EAVE MODULAR 75, POUF / CHAMPION 035
9964102-00AB0AZZ	 EAVE MODULAR 75, POUF / MOSS 022
9964102-00AF0AZZ	 EAVE MODULAR 75, POUF / MOSS 018
9964103-000002ZZ	 EAVE MODULAR 75, POUF / SAFIRE 012

Module-based, foam-filled sofa with corner, open and pouf sections in textile upholstery and set on a wooden spring frame. All modules can be connected using the pre-mounted brackets.



PRODUCT OPTIONS

Corner



Open section



Pouf



Spec options

Available in fabrics from our upholstery programme. Standard lead times apply.

For custom upholstery, please refer to the guiding textile/leather consumption:
COM Corner: 3,5 m / 3,85 yds
COM Open section: 2,7 m / 2,97 yds
COM Pouf: 2,6 m / 2,86 yds

Prices excl. custom upholstery are equal to Price Category 1 Textile or Leather. Contact sales support to place your order.

The above textile consumption is only valid for textile rolls with a width equal to or greater than 140 cm. For smaller textile rolls, please contact Sales Support for guidance. For textile with pattern, please expect a higher usage for correct pattern fitting. Please contact Sales Support for guidance.

PRODUCT TYPE
Sofa

COLLI
1

ENVIRONMENT
Indoor

DIMENSIONS

Corner, 86
H: 70 cm / 27,5"
SH: 40 cm / 15,7"
W: 86 cm / 33,8"
D: 86 cm / 33,8"
SD: 56 cm / 22,2"

Open section, 86
H: 70 cm / 27,5"
SH: 40 cm / 15,7"
W: 75 cm / 29,5"
D: 86 cm / 33,8"

Pouf, 86
H: 40,5 cm / 15,9"
SH: 40 cm / 15,7"
W: 86 cm / 33,8"
D: 86 cm / 33,8"

TECHNICAL SPECIFICATIONS

PRODUCTION PROCESS
Each module is constructed with a structural frame made from pine, plywood and MDF. Seat, backrest and armrests consist of a double foam layer with no-sag springs.

COLOUR
Dependent upon selected upholstery
Black glides (RAL 9005)

GLOSS
N / A

MATERIALS

Seat
Pine, plywood, MDF, steel (spring), HR
Foam and upholstery

Glides and connector
Plastic, steel, felt

WEIGHT
Corner, 86: 32 kg / 70,5 lb
Open section, 86: 24 kg / 52,9 lb
Pouf, 86: 22 kg / 48,5 lb

TEST
N / A

CERTIFICATIONS
TSCA title VI compliant

Declare.

PACKAGING TYPE
Brown box

PACKAGING MEASUREMENTS
(H x W x D)

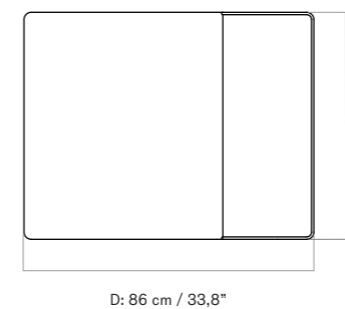
Corner, 86
73 cm x 88 cm x 88 cm /
27,7" x 34,6" x 34,6"

Open section, 86
73 cm x 88 cm x 77 cm /
27,7" x 34,6" x 30,3"

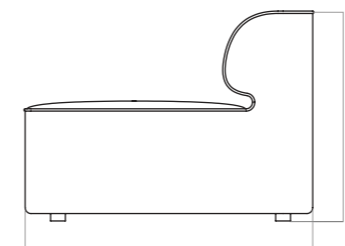
Pouf, 86
73 cm x 87 cm x 87 cm /
28,7" x 34,3" x 34,3"

MATERIALS & MAINTENANCE
Please see page 680 for materials, care and maintenance instructions.

Open section

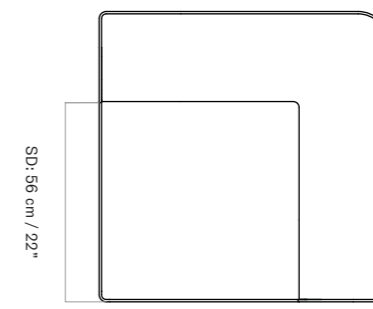


D: 86 cm / 33,8"

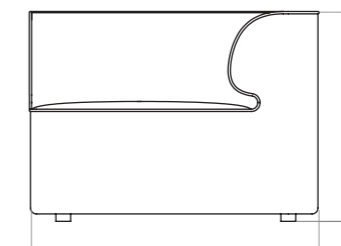


W: 86 cm / 33,8"

Corner




SD: 56 cm / 22"

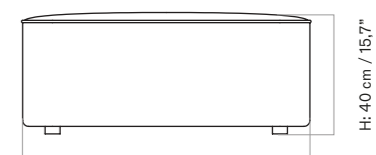


W: 86 cm / 33,8"

Pouf



W: 86 cm / 33,8"



W: 86 cm / 33,8"

SPEC OPTIONS
6–8 weeks delivery time

SKU	VARIANT
<i>Corner, 86</i>	
9961120	<i>Price Category 0</i> Audo Bouclé, Audo
9961101	<i>Price Category 1</i> Barnum Bouclé, Audo / Champion, JAB / Illusion, Nevotex / Hot Madison, JAB / Maple, Kvadrat / Remix 3, Kvadrat / Re-wool, Kvadrat
9961102	<i>Price Category 2</i> Canvas 2, Kvadrat / Clay, Kvadrat, Sahco / Colline 2, Kvadrat / Fiord 2, Kvadrat / Hallingdal 65, Kvadrat / Moss, Kvadrat, Sahco / Reflect, Kvadrat / Savanna, Kvadrat / Steelcut 2, Kvadrat / Steelcut Trio 3, Kvadrat
9961103	<i>Price Category 3</i> Arctic, JAB / Safire, Kvadrat, Sahco / Vidar 4, Kvadrat, Sahco / Zero, Kvadrat, Sahco
9961108	<i>Price Category 4</i> Doppiopanama, Dedar / Lupo, Dedar
<i>Open Section, 86</i>	
9962120	<i>Price Category 0</i> Audo Bouclé, Audo
9962101	<i>Price Category 1</i> Barnum Bouclé, Audo / Champion, JAB / Illusion, Nevotex / Hot Madison, JAB / Maple, Kvadrat / Remix 3, Kvadrat / Re-wool, Kvadrat
9962102	<i>Price Category 2</i> Canvas 2, Kvadrat / Clay, Kvadrat, Sahco / Colline 2, Kvadrat / Fiord 2, Kvadrat / Hallingdal 65, Kvadrat / Moss, Kvadrat, Sahco / Reflect, Kvadrat / Savanna, Kvadrat / Steelcut 2, Kvadrat / Steelcut Trio 3, Kvadrat
9962103	<i>Price Category 3</i> Arctic, JAB / Safire, Kvadrat, Sahco / Vidar 4, Kvadrat, Sahco / Zero, Kvadrat, Sahco
9962108	<i>Price Category 4</i> Doppiopanama, Dedar / Lupo, Dedar

SPEC OPTIONS
6–8 weeks delivery time











SKU	VARIANT
<i>Pouf, 86</i>	
9963120	<i>Price Category 0</i> Audo Bouclé, Audo
9963101	<i>Price Category 1</i> Barnum Bouclé, Audo / Champion, JAB / Illusion, Nevotex / Hot Madison, JAB / Maple, Kvadrat / Remix 3, Kvadrat / Re-wool, Kvadrat
9963102	<i>Price Category 2</i> Canvas 2, Kvadrat / Clay, Kvadrat, Sahco / Colline 2, Kvadrat / Fiord 2, Kvadrat / Hallingdal 65, Kvadrat / Moss, Kvadrat, Sahco / Reflect, Kvadrat / Savanna, Kvadrat / Steelcut 2, Kvadrat / Steelcut Trio 3, Kvadrat
9963103	<i>Price Category 3</i> Arctic, JAB / Safire, Kvadrat, Sahco / Vidar 4, Kvadrat, Sahco / Zero, Kvadrat, Sahco
9963108	<i>Price Category 4</i> Doppiopanama, Dedar / Lupo, Dedar













EAVE MODULAR SOFA, 86
Designed by *Norm Architects*

[BACK TO START](#)











RECOMMENDED COMBINATIONS
6–8 weeks delivery time

SKU	VARIANT
<i>Corner, 86 — Module with upholstery</i>	
9961120-000300ZZ	 EAVE MODULAR 86, CORNER LEFT / AUDO BOUCLÉ 02
9961120-010300ZZ	 EAVE MODULAR 86, CORNER RIGHT / AUDO BOUCLÉ 02
9961120-000000ZZ	 EAVE MODULAR 86, CORNER LEFT / AUDO BOUCLÉ 06
9961120-010000ZZ	 EAVE MODULAR 86, CORNER RIGHT / AUDO BOUCLÉ 06
9961120-000100ZZ	 EAVE MODULAR 86, CORNER LEFT / AUDO BOUCLÉ 08
9961120-010100ZZ	 EAVE MODULAR 86, CORNER RIGHT / AUDO BOUCLÉ 08
9961120-000200ZZ	 EAVE MODULAR 86, CORNER LEFT / AUDO BOUCLÉ 16
9961120-010200ZZ	 EAVE MODULAR 86, CORNER RIGHT / AUDO BOUCLÉ 16
9961101-00AG00ZZ	 EAVE MODULAR 86, CORNER LEFT / CHAMPION 035
9961101-01AG00ZZ	 EAVE MODULAR 86, CORNER RIGHT / CHAMPION 035











RECOMMENDED COMBINATIONS
6–8 weeks delivery time

SKU	VARIANT
<i>Corner, 86 — Module with upholstery</i>	
9961102-000807ZZ	 EAVE MODULAR 86, CORNER LEFT / MOSS 18
9961102-010807ZZ	 EAVE MODULAR 86, CORNER RIGHT / MOSS 18
9961102-000B07ZZ	 EAVE MODULAR 86, CORNER LEFT / MOSS 22
9961102-010B07ZZ	 EAVE MODULAR 86, CORNER RIGHT / MOSS 22
9961102-002I0AZZ	 EAVE MODULAR 86, CORNER LEFT / SAVANNA 202
9961102-012I0AZZ	 EAVE MODULAR 86, CORNER RIGHT / SAVANNA 202
9961103-000002ZZ	 EAVE MODULAR 86, CORNER LEFT / SAFIRE 001
9961103-010002ZZ	 EAVE MODULAR 86, CORNER RIGHT / SAFIRE 001
9961103-000B02ZZ	 EAVE MODULAR 86, CORNER LEFT / SAFIRE 012
9961103-010B02ZZ	 EAVE MODULAR 86, CORNER RIGHT / SAFIRE 012

RECOMMENDED COMBINATIONS
6–8 weeks delivery time

SKU	VARIANT
<i>Open Section, 86 — Module with upholstery</i>	
9962120-000300ZZ	 EAVE MODULAR 86, OPEN SECTION / AUDO BOUCLÉ 02
9962120-000000ZZ	 EAVE MODULAR 86, OPEN SECTION / AUDO BOUCLÉ 06
9962120-000100ZZ	 EAVE MODULAR 86, OPEN SECTION / AUDO BOUCLÉ 08
9962120-000200ZZ	 EAVE MODULAR 86, OPEN SECTION / AUDO BOUCLÉ 16
9962101-000E00ZZ	 EAVE MODULAR 86, OPEN SECTION / CHAMPION 035
9962102-00060AZZ	 EAVE MODULAR 86, OPEN SECTION / MOSS 18
9962102-00AQ0AZZ	 EAVE MODULAR 86, OPEN SECTION / MOSS 22
9962102-002Q0EZZ	 EAVE MODULAR 86, OPEN SECTION / SAVANNA 202
9962103-000002ZZ	 EAVE MODULAR 86, OPEN SECTION / SAFIRE 001
9962103-000B02ZZ	 EAVE MODULAR 86, OPEN SECTION / SAFIRE 012

RECOMMENDED COMBINATIONS
6–8 weeks delivery time

SKU	VARIANT
<i>Pouf, 86 — Module with upholstery</i>	
9963120-000300ZZ	 EAVE MODULAR 86, POUF / AUDO BOUCLÉ 02
9963120-000000ZZ	 EAVE MODULAR 86, POUF / AUDO BOUCLÉ 06
9963120-000100ZZ	 EAVE MODULAR 86, POUF / AUDO BOUCLÉ 08
9963120-000200ZZ	 EAVE MODULAR 86, POUF / AUDO BOUCLÉ 16
9963101-000D00ZZ	 EAVE MODULAR 86, POUF / CHAMPION 035
9963102-00AJ0AZZ	 EAVE MODULAR 86, POUF / MOSS 18
9963102-00AN0AZZ	 EAVE MODULAR 86, POUF / MOSS 22
9963102-002N0DZZ	 EAVE MODULAR 86, POUF / SAVANNA 202
9963103-000002ZZ	 EAVE MODULAR 86, POUF / SAFIRE 001
9963103-000B02ZZ	 EAVE MODULAR 86, POUF / SAFIRE 012

Taking its name from architecture, the Eave Sofa is offered in range of seating modules that combine to create a comfortable and customisable design to fit any space. A perfect blend of style and comfort.

PRODUCT OPTIONS



Spec options

Available in fabrics from our upholstery programme. Standard lead times apply.

For custom upholstery, please refer to the guiding textile/leather consumption:
COM: 4,5 m / 4,95 ydss

Prices excl. custom upholstery are equal to Price Category 1 Textile or Leather. Contact sales support to place your order.

The above textile consumption is only valid for textile rolls with a width equal to or greater than 140 cm. For smaller textile rolls, please contact Sales Support for guidance. For textile with pattern, please expect a higher usage for correct pattern fitting. Please contact Sales Support for guidance.

TECHNICAL SPECIFICATIONS

PRODUCT TYPE
Sofa

COLLI
1

ENVIRONMENT
Indoor

DIMENSIONS
H: 70 cm / 27,8"
W: 129 cm / 50,7"
D: 86 cm / 33,8"
SH: 40 cm / 15,7"

PRODUCTION PROCESS
Each module is constructed with a structural frame made from pine, plywood and MDF. Seat, backrest and armrests consist of a double foam layer with no-sag springs.

COLOUR
Dependent upon selected upholstery
Black glides (RAL 9005)

GLOSS
N / A

MATERIALS

Seat
Pine, plywood, MDF, steel (spring), HR
Foam and upholstery

Glides and connector
Plastic, steel, felt

WEIGHT
38,3 kg / 84,44 lb

CORNER VARIANTS
Corner modules come in left and right variants according to fabric weave direction. Please ensure you select the correct one for your needs.

TEST
N / A

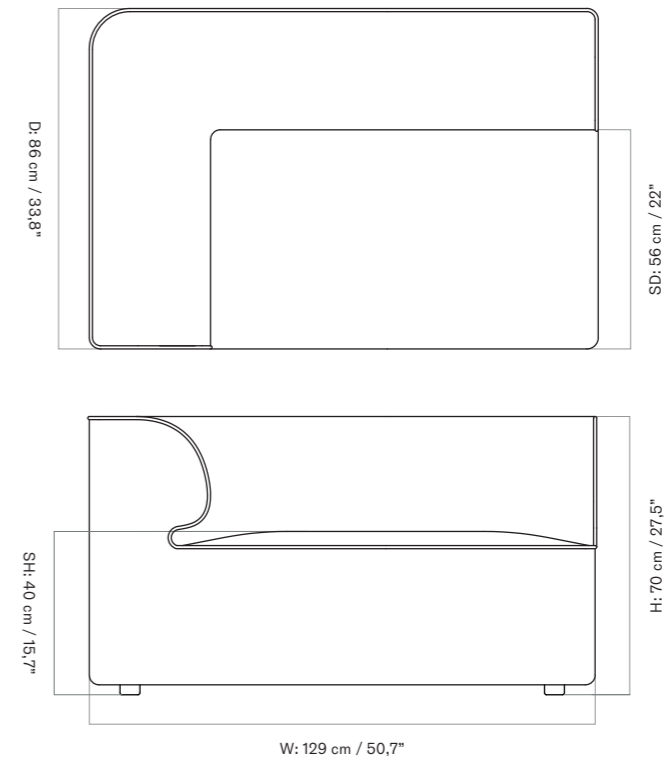
CERTIFICATIONS
TSCA title VI compliant

Declare.

PACKAGING TYPE
Brown box

PACKAGING MEASUREMENTS
(H × W × D)
73 cm × 132 cm × 89 cm /
27,74" × 51,97" × 35,04"

MATERIALS & MAINTENANCE
Please see page 680 for materials, care and maintenance instructions.













SPEC OPTIONS
6–8 weeks delivery time

SKU	VARIANT
<hr/> <i>Corner 129</i> <hr/>	
9965100	<i>Price Category 0</i> Audo Bouclé, Audo
9965101	<i>Price Category 1</i> Barnum Bouclé, Audo / Champion, JAB / Illusion, Nevotex / Hot Madison, JAB / Maple, Kvadrat / Remix 3, Kvadrat / Re-wool, Kvadrat
9965102	<i>Price Category 2</i> Canvas 2, Kvadrat / Clay, Kvadrat, Sahco / Colline 2, Kvadrat / Fiord 2, Kvadrat / Hallingdal 65, Kvadrat / Moss, Kvadrat, Sahco / Reflect, Kvadrat / Savanna, Kvadrat / Steelcut 2, Kvadrat / Steelcut Trio 3, Kvadrat
9965103	<i>Price Category 3</i> Arctic, JAB / Safire, Kvadrat, Sahco / Vidar 4, Kvadrat, Sahco / Zero, Kvadrat, Sahco
9965104	<i>Price Category 4</i> Doppiapanama, Dedar / Lupo, Dedar











EAVE MODULAR SOFA 86, CORNER, 129
Designed by *Norm Architects*

[BACK TO START](#)

RECOMMENDED COMBINATIONS
6–8 weeks delivery time

SKU	VARIANT
<i>Corner 129 — Left</i>	
9965100-00000ZZ	 EAVE MODULAR SOFA 86, CORNER LEFT, 129 / AUDO BOUCLÉ 02 (NEW)
9965100-00010ZZ	 EAVE MODULAR SOFA 86, CORNER LEFT, 129 / AUDO BOUCLÉ 06
9965100-00030ZZ	 EAVE MODULAR SOFA 86, CORNER LEFT, 129 / AUDO BOUCLÉ 08
9965100-00050ZZ	 EAVE MODULAR SOFA 86, CORNER LEFT, 129 / AUDO BOUCLÉ 16 (NEW)
9965101-000B0ZZ	 EAVE MODULAR SOFA 86, CORNER LEFT, 129 / CHAMPION 035
9965102-004B0ZZ	 EAVE MODULAR SOFA 86, CORNER LEFT, 129 / MOSS 18 (NEW)
9965102-004F0ZZ	 EAVE MODULAR SOFA 86, CORNER LEFT, 129 / MOSS 22
9965102-002M0ZZ	 EAVE MODULAR SOFA 86, CORNER LEFT, 129 / SAVANNA 202
9965103-001N0ZZ	 EAVE MODULAR SOFA 86, CORNER LEFT, 129 / SAFIRE 001
9965103-001Y0ZZ	 EAVE MODULAR SOFA 86, CORNER LEFT, 129 / SAFIRE 012 (NEW)

RECOMMENDED COMBINATIONS
6–8 weeks delivery time

SKU	VARIANT
<i>Corner 129 — Right</i>	
9965100-01000ZZ	 EAVE MODULAR SOFA 86, CORNER RIGHT, 129 / AUDO BOUCLÉ 02 (NEW)
9965100-01010ZZ	 EAVE MODULAR SOFA 86, CORNER RIGHT, 129 / AUDO BOUCLÉ 06
9965100-01030ZZ	 EAVE MODULAR SOFA 86, CORNER RIGHT, 129 / AUDO BOUCLÉ 08
9965100-01050ZZ	 EAVE MODULAR SOFA 86, CORNER RIGHT, 129 / AUDO BOUCLÉ 16 (NEW)
9965101-010B0ZZ	 EAVE MODULAR SOFA 86, CORNER RIGHT, 129 / CHAMPION 035
9965102-014B0ZZ	 EAVE MODULAR SOFA 86, CORNER RIGHT, 129 / MOSS 18 (NEW)
9965102-014F0ZZ	 EAVE MODULAR SOFA 86, CORNER RIGHT, 129 / MOSS 22
9965102-012M0ZZ	 EAVE MODULAR SOFA 86, CORNER RIGHT, 129 / SAVANNA 202
9965103-011N0ZZ	 EAVE MODULAR SOFA 86, CORNER RIGHT, 129 / SAFIRE 001
9965103-011Y0ZZ	 EAVE MODULAR SOFA 86, CORNER RIGHT, 129 / SAFIRE 012 (NEW)

Taking its name from architecture, the Eave Sofa is offered in range of seating modules that combine to create a comfortable and customisable design to fit any space. A perfect blend of style and comfort.

PRODUCT OPTIONS



Spec options

Available in fabrics from our upholstery programme. Standard lead times apply.

For custom upholstery, please refer to the guiding textile/leather consumption:
COM: 5,3 m / 5,83 yds

Prices excl. custom upholstery are equal to Price Category 1 Textile or Leather. Contact sales support to place your order.

The above textile consumption is only valid for textile rolls with a width equal to or greater than 140 cm. For smaller textile rolls, please contact Sales Support for guidance. For textile with pattern, please expect a higher usage for correct pattern fitting. Please contact Sales Support for guidance.

TECHNICAL SPECIFICATIONS

PRODUCT TYPE
Sofa

COLLI
1

ENVIRONMENT
Indoor

DIMENSIONS
H: 70 cm / 27,5"
SH: 40 cm / 15,7"
W: 172 cm / 67,7"
D: 86 cm / 33,8"
SD: 56 cm / 22"

PRODUCTION PROCESS
Each module is constructed with a structural frame made from pine, plywood and MDF. Seat, backrest and armrests consist of a double foam layer with no-sag springs.

COLOUR
Dependent upon selected upholstery
Black glides (RAL 9005)

GLOSS
N / A

MATERIALS

Seat
Pine, plywood, MDF, steel (spring), HR
Foam and upholstery

Glides and connector
Plastic, steel, felt

WEIGHT
48,2 kg / 106,26 lb

CORNER VARIANTS
Corner modules come in left and right variants according to fabric weave direction. Please ensure you select the correct one for your needs.

TEST
N / A

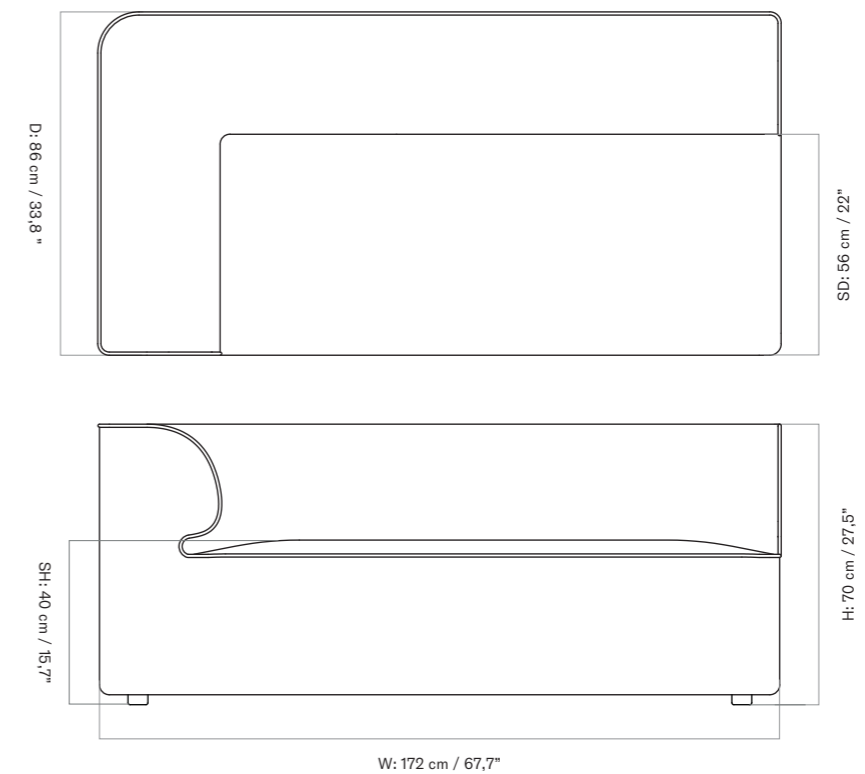
CERTIFICATIONS
TSCA title VI compliant

Declare.

PACKAGING TYPE
Brown box

PACKAGING MEASUREMENTS
(H × W × D)
73 cm × 175 cm × 89 cm /
28,74" × 68,9" × 35,04"











MATERIALS & MAINTENANCE
Please see page 680 for materials, care and maintenance instructions.













SPEC OPTIONS
6–8 weeks delivery time

SKU	VARIANT
<hr/> <i>Corner 172</i> <hr/>	
9966100	<i>Price Category 0</i> Audo Bouclé, Audo
9966101	<i>Price Category 1</i> Barnum Bouclé, Audo / Champion, JAB / Illusion, Nevotex / Hot Madison, JAB / Maple, Kvadrat / Remix 3, Kvadrat / Re-wool, Kvadrat
9966102	<i>Price Category 2</i> Canvas 2, Kvadrat / Clay, Kvadrat, Sahco / Colline 2, Kvadrat / Fiord 2, Kvadrat / Hallingdal 65, Kvadrat / Moss, Kvadrat, Sahco / Reflect, Kvadrat / Savanna, Kvadrat / Steelcut 2, Kvadrat / Steelcut Trio 3, Kvadrat
9966103	<i>Price Category 3</i> Arctic, JAB / Safire, Kvadrat, Sahco / Vidar 4, Kvadrat, Sahco / Zero, Kvadrat, Sahco
9966104	<i>Price Category 4</i> Doppiapanama, Dedar / Lupo, Dedar

RECOMMENDED COMBINATIONS
6–8 weeks delivery time

SKU	VARIANT
<i>Corner 172 — Left</i>	
9966100-000000ZZ	 EAVE MODULAR SOFA 86, CORNER LEFT, 172 / AUDO BOUCLÉ 02 (NEW)
9966100-000100ZZ	 EAVE MODULAR SOFA 86, CORNER LEFT, 172 / AUDO BOUCLÉ 06
9966100-000300ZZ	 EAVE MODULAR SOFA 86, CORNER LEFT, 172 / AUDO BOUCLÉ 08
9966100-000500ZZ	 EAVE MODULAR SOFA 86, CORNER LEFT, 172 / AUDO BOUCLÉ 16 (NEW)
9966101-000B00ZZ	 EAVE MODULAR SOFA 86, CORNER LEFT, 172 / CHAMPION 035
9966102-004B05ZZ	 EAVE MODULAR SOFA 86, CORNER LEFT, 172 / MOSS 18 (NEW)
9966102-004F05ZZ	 EAVE MODULAR SOFA 86, CORNER LEFT, 172 / MOSS 22
9966102-002M07ZZ	 EAVE MODULAR SOFA 86, CORNER LEFT, 172 / SAVANNA 202
9966103-001N01ZZ	 EAVE MODULAR SOFA 86, CORNER LEFT, 172 / SAFIRE 001
9966103-001Y01ZZ	 EAVE MODULAR SOFA 86, CORNER LEFT, 172 / SAFIRE 012 (NEW)

RECOMMENDED COMBINATIONS
6–8 weeks delivery time

SKU	VARIANT
<i>Corner 172 — Right</i>	
9966100-010000ZZ	 EAVE MODULAR SOFA 86, CORNER RIGHT, 172 / AUDO BOUCLÉ 02 (NEW)
9966100-010100ZZ	 EAVE MODULAR SOFA 86, CORNER RIGHT, 172 / AUDO BOUCLÉ 06
9966100-010300ZZ	 EAVE MODULAR SOFA 86, CORNER RIGHT, 172 / AUDO BOUCLÉ 08
9966100-010500ZZ	 EAVE MODULAR SOFA 86, CORNER RIGHT, 172 / AUDO BOUCLÉ 16 (NEW)
9966101-010B00ZZ	 EAVE MODULAR SOFA 86, CORNER RIGHT, 172 / CHAMPION 035
9966102-014B05ZZ	 EAVE MODULAR SOFA 86, CORNER RIGHT, 172 / MOSS 18 (NEW)
9966102-014F05ZZ	 EAVE MODULAR SOFA 86, CORNER RIGHT, 172 / MOSS 22
9966102-012M07ZZ	 EAVE MODULAR SOFA 86, CORNER RIGHT, 172 / SAVANNA 202
9966103-011N01ZZ	 EAVE MODULAR SOFA 86, CORNER RIGHT, 172 / SAFIRE 001
9966103-011Y01ZZ	 EAVE MODULAR SOFA 86, CORNER RIGHT, 172 / SAFIRE 012 (NEW)

EAVE MODULAR SOFA 86, OPEN END
Designed by *Norm Architects*

[BACK TO START](#)

Taking its name from architecture, the Eave Sofa is offered in range of seating modules that combine to create a comfortable and customisable design to fit any space. A perfect blend of style and comfort.

PRODUCT OPTIONS



Spec options

Available in fabrics from our upholstery programme. Standard lead times apply.

For custom upholstery, please refer to the guiding textile/leather consumption:
COM: 4,8 m / 5,28 yds

Prices excl. custom upholstery are equal to Price Category 1 Textile or Leather. Contact sales support to place your order.

The above textile consumption is only valid for textile rolls with a width equal to or greater than 140 cm. For smaller textile rolls, please contact Sales Support for guidance. For textile with pattern, please expect a higher usage for correct pattern fitting. Please contact Sales Support for guidance.

TECHNICAL SPECIFICATIONS

PRODUCT TYPE
Sofa

COLLI
1

ENVIRONMENT
Indoor

DIMENSIONS
H: 70 cm / 27,5"
SH: 40 cm / 15,7"
W: 129 cm / 50,7"
D: 86 cm / 33,8"
SD: 56 cm / 22"

PRODUCTION PROCESS
Each module is constructed with a structural frame made from pine, plywood and MDF. Seat, backrest and armrests consist of a double foam layer with no-sag springs.

COLOUR
Dependent upon selected upholstery
Black glides (RAL 9005)

GLOSS
N / A

MATERIALS

Seat
Pine, plywood, MDF, steel (spring), HR
Foam and upholstery

Glides and connector
Plastic, steel, felt

WEIGHT
33 kg / 72,75 lb

CORNER VARIANTS
Corner modules come in left and right variants according to fabric weave direction. Please ensure you select the correct one for your needs.

TEST
N / A

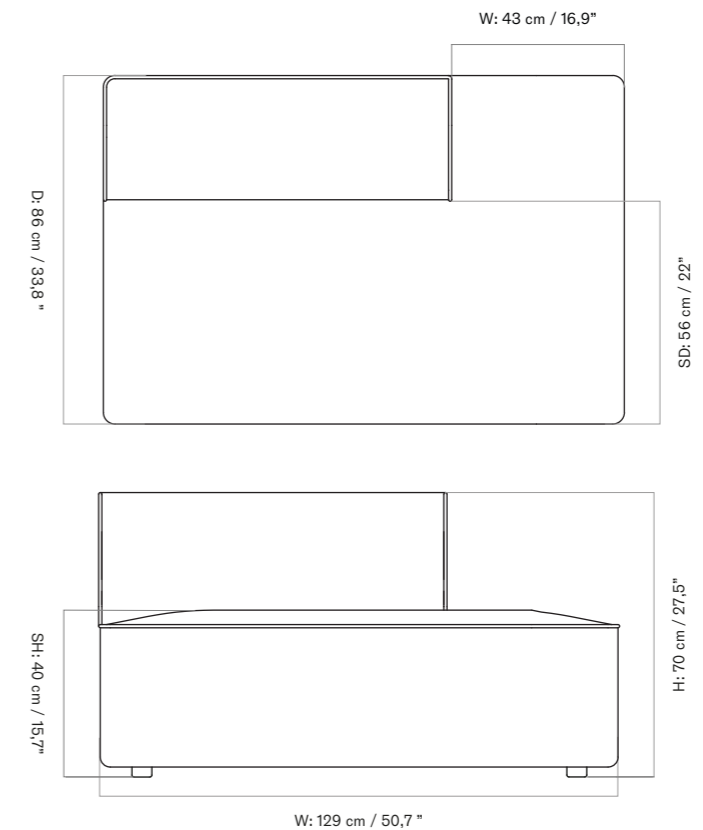
CERTIFICATIONS
TSCA title VI compliant

Declare.

PACKAGING TYPE
Brown box

PACKAGING MEASUREMENTS
(H × W × D)
73 cm × 132 cm × 89 cm /
28,74" × 51,97" × 35,04"

MATERIALS & MAINTENANCE
Please see page 680 for materials, care and maintenance instructions.





EAVE MODULAR SOFA 86, OPEN END
Designed by *Norm Architects*

[BACK TO START](#)

SPEC OPTIONS
6–8 weeks delivery time











SKU	VARIANT
	<i>Open end</i>
9967100	<i>Price Category 0</i> Audo Bouclé, Audo
9967101	<i>Price Category 1</i> Barnum Bouclé, Audo / Champion, JAB / Illusion, Nevotex / Hot Madison, JAB / Maple, Kvadrat / Remix 3, Kvadrat / Re-wool, Kvadrat
9967102	<i>Price Category 2</i> Canvas 2, Kvadrat / Clay, Kvadrat, Sahco / Colline 2, Kvadrat / Fiord 2, Kvadrat / Hallingdal 65, Kvadrat / Moss, Kvadrat, Sahco / Reflect, Kvadrat / Savanna, Kvadrat / Steelcut 2, Kvadrat / Steelcut Trio 3, Kvadrat
9967103	<i>Price Category 3</i> Arctic, JAB / Safire, Kvadrat, Sahco / Vidar 4, Kvadrat, Sahco / Zero, Kvadrat, Sahco
9967104	<i>Price Category 4</i> Doppiapanama, Dedar / Lupo, Dedar













EAVE MODULAR SOFA 86, OPEN END
Designed by *Norm Architects*

[BACK TO START](#)

RECOMMENDED COMBINATIONS
6–8 weeks delivery time

SKU	VARIANT
<i>Open end — Left</i>	
9967103-001Y01ZZ	 EAVE MODULAR SOFA 86, OPEN END, LEFT / AUDO BOUCLÉ 02 (NEW)
9967100-000100ZZ	 EAVE MODULAR SOFA 86, OPEN END, LEFT / AUDO BOUCLÉ 06
9967100-000300ZZ	 EAVE MODULAR SOFA 86, OPEN END, LEFT / AUDO BOUCLÉ 08
9967100-000500ZZ	 EAVE MODULAR SOFA 86, OPEN END, LEFT / AUDO BOUCLÉ 16 (NEW)
9967101-000B00ZZ	 EAVE MODULAR SOFA 86, OPEN END, LEFT / CHAMPION 035
9967102-004B05ZZ	 EAVE MODULAR SOFA 86, OPEN END, LEFT / MOSS 18 (NEW)
9967102-004F05ZZ	 EAVE MODULAR SOFA 86, OPEN END, LEFT / MOSS 22
9967102-002M07ZZ	 EAVE MODULAR SOFA 86, OPEN END, LEFT / SAVANNA 202
9967103-001N01ZZ	 EAVE MODULAR SOFA 86, OPEN END, LEFT / SAFIRE 001
9967103-001Y01ZZ	 EAVE MODULAR SOFA 86, OPEN END, LEFT / SAFIRE 012 (NEW)

RECOMMENDED COMBINATIONS
6–8 weeks delivery time

SKU	VARIANT
<i>Open end — Right</i>	
9967100-010000ZZ	 EAVE MODULAR SOFA 86, OPEN END, RIGHT / AUDO BOUCLÉ 02 (NEW)
9967100-010100ZZ	 EAVE MODULAR SOFA 86, OPEN END, RIGHT / AUDO BOUCLÉ 06
9967100-010300ZZ	 EAVE MODULAR SOFA 86, OPEN END, RIGHT / AUDO BOUCLÉ 08
9967100-010500ZZ	 EAVE MODULAR SOFA 86, OPEN END, RIGHT / AUDO BOUCLÉ 16 (NEW)
9967101-010B00ZZ	 EAVE MODULAR SOFA 86, OPEN END, RIGHT / CHAMPION 035
9967102-014B05ZZ	 EAVE MODULAR SOFA 86, OPEN END, RIGHT / MOSS 18 (NEW)
9967102-014F05ZZ	 EAVE MODULAR SOFA 86, OPEN END, RIGHT / MOSS 22
9967102-012M07ZZ	 EAVE MODULAR SOFA 86, OPEN END, RIGHT / SAVANNA 202
9967103-011N01ZZ	 EAVE MODULAR SOFA 86, OPEN END, RIGHT / SAFIRE 001
9967103-011Y01ZZ	 EAVE MODULAR SOFA 86, OPEN END, RIGHT / SAFIRE 012 (NEW)



EAVE MODULAR SOFA 86, CHAISE LONGUE

Designed by *Norm Architects*

[BACK TO START](#)

Taking its name from architecture, the Eave Sofa is offered in range of seating modules that combine to create a comfortable and customisable design to fit any space. A perfect blend of style and comfort.

PRODUCT OPTIONS



Spec options

Available in fabrics from our upholstery programme. Standard lead times apply.

For custom upholstery, please refer to the guiding textile/leather consumption:
COM: 4 m / 4,4 yds

Prices excl. custom upholstery are equal to Price Category 1 Textile or Leather. Contact sales support to place your order.

The above textile consumption is only valid for textile rolls with a width equal to or greater than 140 cm. For smaller textile rolls, please contact Sales Support for guidance. For textile with pattern, please expect a higher usage for correct pattern fitting. Please contact Sales Support for guidance.

TECHNICAL SPECIFICATIONS

PRODUCT TYPE
Sofa

COLLI
1

ENVIRONMENT
Indoor

DIMENSIONS
H: 70 cm / 27,5"
SH: 40 cm / 15,7"
W: 129 cm / 50,7"
D: 86 cm / 33,8"
SD: 56 cm / 22"

PRODUCTION PROCESS
Each module is constructed with a structural frame made from pine, plywood and MDF. Seat, backrest and armrests consist of a double foam layer with no-sag springs.

COLOUR
Dependent upon selected upholstery
Black glides (RAL 9005)

GLOSS
N / A

MATERIALS

Seat
Pine, plywood, MDF, steel (spring), HR
Foam and upholstery

Glides and connector
Plastic, steel, felt

WEIGHT
37,5 kg / 82,67 lb

CORNER VARIANTS
Corner modules come in left and right variants according to fabric weave direction. Please ensure you select the correct one for your needs.

TEST
N / A

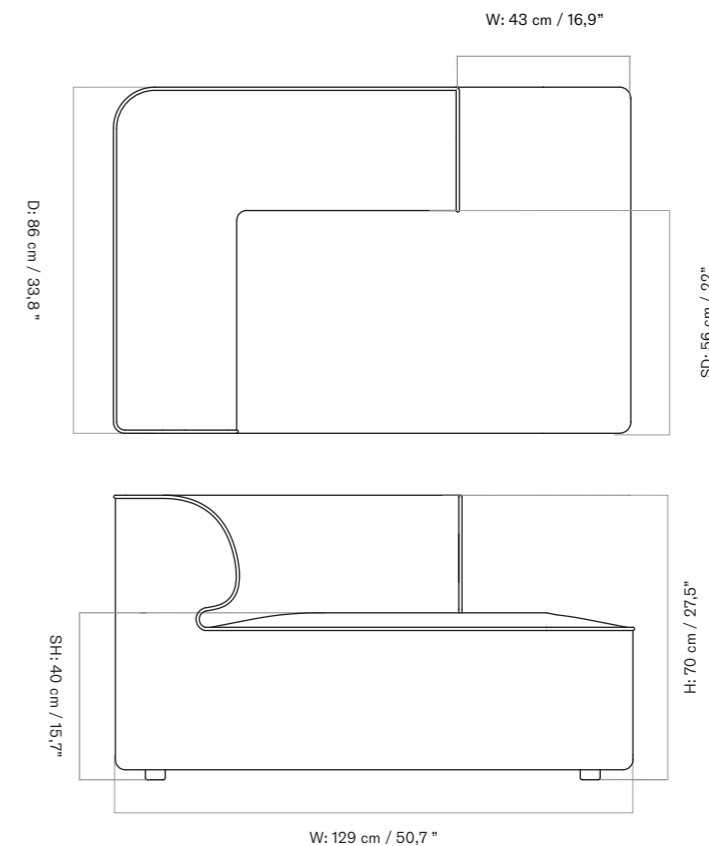
CERTIFICATIONS
TSCA title VI compliant

Declare.

PACKAGING TYPE
Brown box

PACKAGING MEASUREMENTS
(H x W x D)
73 cm x 132 cm x 89 cm /
28,74" x 51,97" x 35,04"

MATERIALS & MAINTENANCE
Please see page 680 for materials, care and maintenance instructions.





EAVE MODULAR SOFA 86, CHAISE LONGUE
Designed by *Norm Architects*

[BACK TO START](#)

SPEC OPTIONS
6–8 weeks delivery time











SKU	VARIANT
	<i>Chaise longue</i>
9969100	<i>Price Category 0</i> Audo Bouclé, Audo
9969101	<i>Price Category 1</i> Barnum Bouclé, Audo / Champion, JAB / Illusion, Nevotex / Hot Madison, JAB / Maple, Kvadrat / Remix 3, Kvadrat / Re-wool, Kvadrat
9969102	<i>Price Category 2</i> Canvas 2, Kvadrat / Clay, Kvadrat, Sahco / Colline 2, Kvadrat / Fiord 2, Kvadrat / Hallingdal 65, Kvadrat / Moss, Kvadrat, Sahco / Reflect, Kvadrat / Savanna, Kvadrat / Steelcut 2, Kvadrat / Steelcut Trio 3, Kvadrat
9969103	<i>Price Category 3</i> Arctic, JAB / Safire, Kvadrat, Sahco / Vidar 4, Kvadrat, Sahco / Zero, Kvadrat, Sahco
9969104	<i>Price Category 4</i> Doppiapanama, Dedar / Lupo, Dedar













EAVE MODULAR SOFA 86, CHAISE LONGUE
Designed by *Norm Architects*

[BACK TO START](#)

RECOMMENDED COMBINATIONS
6–8 weeks delivery time

SKU	VARIANT
<i>Chaise longue — Left</i>	
9969100-000000ZZ	 EAVE MODULAR SOFA 86, CHAISE LONGUE, LEFT / AUDO BOUCLÉ 02 (NEW)
9969100-000100ZZ	 EAVE MODULAR SOFA 86, CHAISE LONGUE, LEFT / AUDO BOUCLÉ 06
9969100-000300ZZ	 EAVE MODULAR SOFA 86, CHAISE LONGUE, LEFT / AUDO BOUCLÉ 08
9969100-000500ZZ	 EAVE MODULAR SOFA 86, CHAISE LONGUE, LEFT / AUDO BOUCLÉ 16 (NEW)
9969101-000B00ZZ	 EAVE MODULAR SOFA 86, CHAISE LONGUE, LEFT / CHAMPION 035
9969102-004B05ZZ	 EAVE MODULAR SOFA 86, CHAISE LONGUE, LEFT / MOSS 18 (NEW)
9969102-004F05ZZ	 EAVE MODULAR SOFA 86, CHAISE LONGUE, LEFT / MOSS 22
9969102-002M07ZZ	 EAVE MODULAR SOFA 86, CHAISE LONGUE, LEFT / SAVANNA 202
9969103-001N01ZZ	 EAVE MODULAR SOFA 86, CHAISE LONGUE, LEFT / SAFIRE 001
9969103-001Y01ZZ	 EAVE MODULAR SOFA 86, CHAISE LONGUE, LEFT / SAFIRE 012 (NEW)

RECOMMENDED COMBINATIONS
6–8 weeks delivery time

SKU	VARIANT
<i>Chaise longue — Right</i>	
9969100-010000ZZ	 EAVE MODULAR SOFA 86, CHAISE LONGUE, RIGHT / AUDO BOUCLÉ 02 (NEW)
9969100-010100ZZ	 EAVE MODULAR SOFA 86, CHAISE LONGUE, RIGHT / AUDO BOUCLÉ 06
9969100-010300ZZ	 EAVE MODULAR SOFA 86, CHAISE LONGUE, RIGHT / AUDO BOUCLÉ 08
9969100-010500ZZ	 EAVE MODULAR SOFA 86, CHAISE LONGUE, RIGHT / AUDO BOUCLÉ 16 (NEW)
9969101-010B00ZZ	 EAVE MODULAR SOFA 86, CHAISE LONGUE, RIGHT / CHAMPION 035
9969102-014B05ZZ	 EAVE MODULAR SOFA 86, CHAISE LONGUE, RIGHT / MOSS 18 (NEW)
9969102-014F05ZZ	 EAVE MODULAR SOFA 86, CHAISE LONGUE, RIGHT / MOSS 22
9969102-012M07ZZ	 EAVE MODULAR SOFA 86, CHAISE LONGUE, RIGHT / SAVANNA 202
9969103-011N01ZZ	 EAVE MODULAR SOFA 86, CHAISE LONGUE, RIGHT / SAFIRE 001
9969103-011Y01ZZ	 EAVE MODULAR SOFA 86, CHAISE LONGUE, RIGHT / SAFIRE 012 (NEW)

EAVE MODULAR SOFA, 86, 2 SEATER, CONFIRURATION 1
Designed by *Norm Architects*

[BACK TO START](#)

The curved silhouette of the Eave Sofa takes its name and design cues from the lower edges of a roof that meet or overhang a wall. A perfect blend of style and comfort, the generous sofa encourages relaxation. The distinctive design is available in a range of fixed combinations – from single modules to two- and three-seater combinations and corner sofas – and upholstery textiles, including Audo's tactile bouclé fabric.

PRODUCT OPTIONS



TECHNICAL SPECIFICATIONS

PRODUCT TYPE
Sofa

COLLI
1

ENVIRONMENT
Indoor

DIMENSIONS
H: 70 cm / 27,5"
SH: 40 cm / 15,7"
W: 172 cm / 67,8"
D: 86 cm / 33,8"
SD: 56 cm / 22,2"

PRODUCTION PROCESS
Each module is constructed with a structural frame made from chipboard, plywood and solid wood. Seat, backrest and armrests consist of a double foam layer with no-sag springs.

COLOUR
Dependent upon selected upholstery
Black glides (RAL 9005)

GLOSS
N / A

MATERIALS

Seat
Pine, plywood, MDF, steel (spring), HR
Foam and upholstery

Glides and connector
Plastic, steel, felt

WEIGHT
2 × Corner, 86: 32 kg / 70,5 lb

CORNER VARIANTS
Corner modules come in left and right variants according to fabric weave direction. Please ensure you select the correct one for your needs.

TEST
N / A

CERTIFICATIONS
TSCA title VI compliant

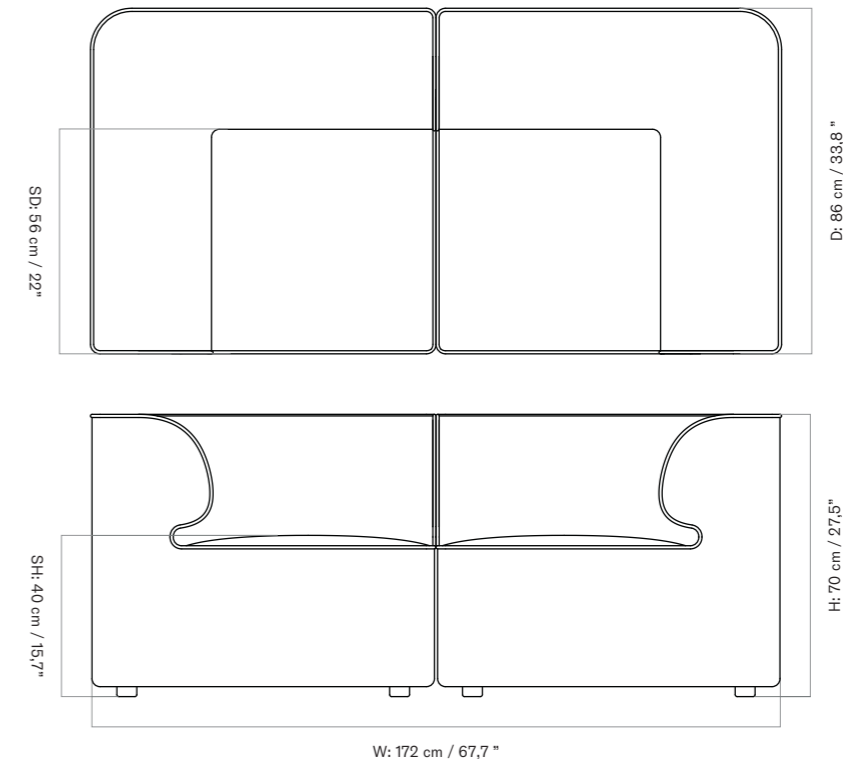
Declare.

PACKAGING TYPE
Brown box

PACKAGING MEASUREMENTS
(H × W × D)

2 × *Corner, 86*
73 cm × 88 cm × 88 cm /
27,7" × 34,6" × 34,6"

MATERIALS & MAINTENANCE
Please see page 680 for materials, care and maintenance instructions.



RECOMMENDED COMBINATIONS
 6–8 weeks delivery time

SKU	VARIANT
<i>Configuration 1</i>	
9975000-000400ZZ	EAVE MODULAR SOFA, 86, 2 SEATER / AUDO BOUCLÉ 02
9975000-000500ZZ	EAVE MODULAR SOFA, 86, 2 SEATER / AUDO BOUCLÉ 06
9975000-000600ZZ	EAVE MODULAR SOFA, 86, 2 SEATER / AUDO BOUCLÉ 08
9975000-000300ZZ	EAVE MODULAR SOFA, 86, 2 SEATER / AUDO BOUCLÉ 16
9975001-000H05ZZ	EAVE MODULAR SOFA, 86, 2 SEATER / CHAMPION 035
9975002-000T01ZZ	EAVE MODULAR SOFA, 86, 2 SEATER / MOSS 18
9975002-000X01ZZ	EAVE MODULAR SOFA, 86, 2 SEATER / MOSS 22
9975002-000300ZZ	EAVE MODULAR SOFA, 86, 2 SEATER / SAVANNA 202
9975003-010000ZZ	EAVE MODULAR SOFA, 86, 2 SEATER / SAFIRE 001
9975003-010B00ZZ	EAVE MODULAR SOFA, 86, 2 SEATER / SAFIRE 012



EAVE MODULAR SOFA 96, material *Bouclé 16*, designer *Norm Architects*
 EAVE MODULAR SOFA 86, material *Bouclé 02*, designer *Norm Architects*
 HASHIRA FLOOR LAMP, designer *Norm Architects*
 GRAVEL RUG, material *Ivory*, designer *Nina Bruun*

EAVE MODULAR SOFA, 86, 3 SEATER, CONFIRURATION 2
Designed by *Norm Architects*

[BACK TO START](#)

The curved silhouette of the Eave Sofa takes its name and design cues from the lower edges of a roof that meet or overhang a wall. A perfect blend of style and comfort, the generous sofa encourages relaxation. The distinctive design is available in a range of fixed combinations – from single modules to two- and three-seater combinations and corner sofas – and upholstery textiles, including Audo's tactile bouclé fabric.

PRODUCT OPTIONS



TECHNICAL SPECIFICATIONS

PRODUCT TYPE
Sofa

COLLI
1

ENVIRONMENT
Indoor

DIMENSIONS
H: 70 cm / 27,5"
SH: 40 cm / 15,7"
W: 247 cm / 97,3"
D: 86 cm / 33,8"
SD: 56 cm / 22,2"

PRODUCTION PROCESS
Each module is constructed with a structural frame made from chipboard, plywood and solid wood. Seat, backrest and armrests consist of a double foam layer with no-sag springs.

COLOUR
Dependent upon selected upholstery
Black glides (RAL 9005)

GLOSS
N / A

MATERIALS

Seat
Pine, plywood, MDF, steel (spring), HR
Foam and upholstery

Glides and connector
Plastic, steel, felt

WEIGHT
2 × Corner, 86: 32 kg / 70,5 lb
1 × Open section, 86: 24 kg / 52,9 lb

CORNER VARIANTS
Corner modules come in left and right variants according to fabric weave direction. Please ensure you select the correct one for your needs.

TEST
N / A

CERTIFICATIONS
TSCA title VI compliant

Declare.

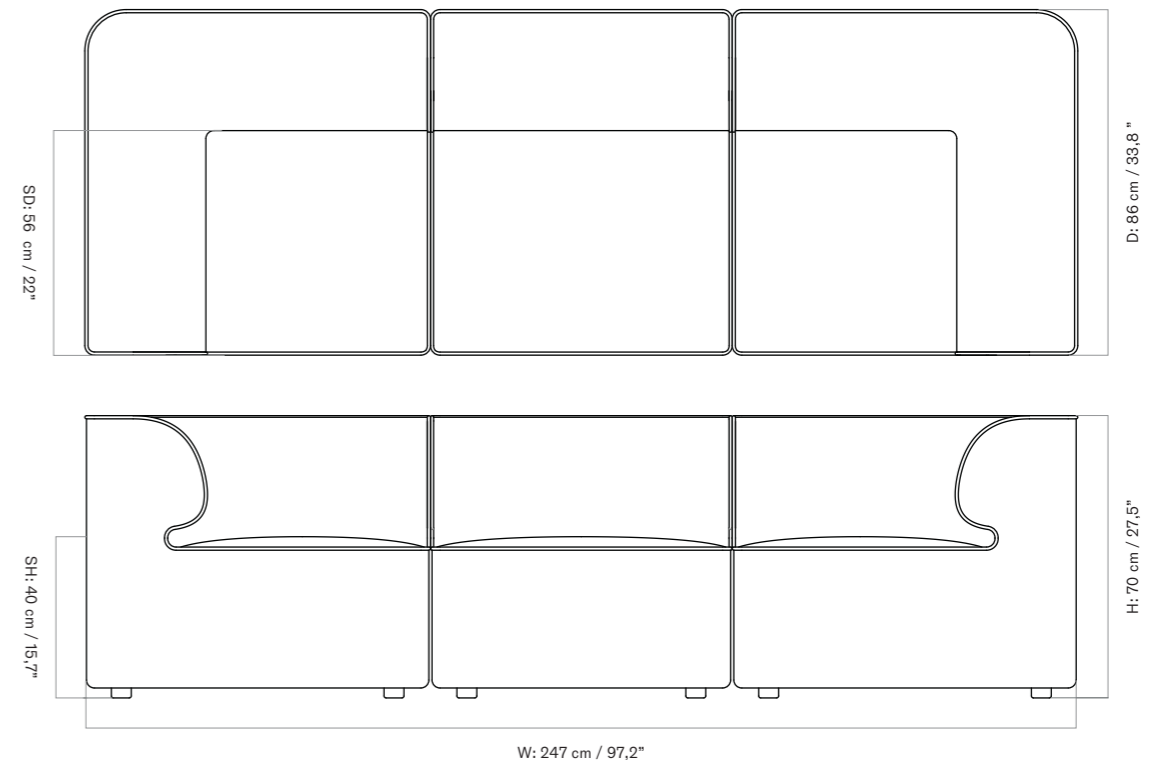
PACKAGING TYPE
Brown box

PACKAGING MEASUREMENTS
(H × W × D)

2 × *Corner, 86*
73 cm × 88 cm × 88 cm /
27,7" × 34,6" × 34,6"

1 × *Open section, 86*
73 cm × 88 cm × 77 cm /
27,7" × 34,6" × 30,3"

MATERIALS & MAINTENANCE
Please see page 680 for materials, care and maintenance instructions.



RECOMMENDED COMBINATIONS
 6–8 weeks delivery time

SKU	VARIANT
<i>Configuration 2</i>	
9976000-000400ZZ	EAVE MODULAR SOFA, 86, 3 SEATER / AUDO BOUCLÉ 02
9976000-000500ZZ	EAVE MODULAR SOFA, 86, 3 SEATER / AUDO BOUCLÉ 06
9976000-000600ZZ	EAVE MODULAR SOFA, 86, 3 SEATER / AUDO BOUCLÉ 08
9976000-000300ZZ	EAVE MODULAR SOFA, 86, 3 SEATER / AUDO BOUCLÉ 16
9976001-000H00ZZ	EAVE MODULAR SOFA, 86, 3 SEATER / CHAMPION 035
9976002-020T01ZZ	EAVE MODULAR SOFA, 86, 3 SEATER / MOSS 18
9976002-020X01ZZ	EAVE MODULAR SOFA, 86, 3 SEATER / MOSS 22
9976002-020300ZZ	EAVE MODULAR SOFA, 86, 3 SEATER / SAVANNA 202
9976003-000000ZZ	EAVE MODULAR SOFA, 86, 3 SEATER / SAFIRE 001
9976003-000B00ZZ	EAVE MODULAR SOFA, 86, 3 SEATER / SAFIRE 012



EAVE MODULAR SOFA 96, material *Bouclé 16*, designer *Norm Architects*
 EAVE MODULAR SOFA 86, material *Bouclé 02*, designer *Norm Architects*
 HASHIRA FLOOR LAMP, designer *Norm Architects*
 ÉCHASSE VASE, size *large*, material *amber glass / bronzed brass*, designer *Theresa Rand*
 PLINTH CUBIC, TALL & LOW, material *Calacatta Viola Marble*, designer *Norm Architects*
 GRAVEL RUG, material *Ivory*, designer *Nina Bruun*

EAVE MODULAR SOFA, 86, 2 SEATER, CONFIGURATIONS 3 & 4
Designed by *Norm Architects*

[BACK TO START](#)

The curved silhouette of the Eave Sofa takes its name and design cues from the lower edges of a roof that meet or overhang a wall. A perfect blend of style and comfort, the generous sofa encourages relaxation. The distinctive design is available in a range of fixed combinations – from single modules to two- and three-seater combinations and corner sofas – and upholstery textiles, including Audo's tactile bouclé fabric.

PRODUCT OPTIONS

Configuration 3



Configuration 4



PRODUCT TYPE
Sofa

COLLI
1

ENVIRONMENT
Indoor

DIMENSIONS
H: 70 cm / 27,5"
SH: 40 cm / 15,7"
W: 247 cm / 97,3"
D: 86 cm / 33,8"
SD: 56 cm / 22,2"

PRODUCTION PROCESS
Each module is constructed with a structural frame made from chipboard, plywood and solid wood. Seat, backrest and armrests consist of a double foam layer with no-sag springs.

TECHNICAL SPECIFICATIONS

COLOUR
Dependent upon selected upholstery
Black glides (RAL 9005)

GLOSS
N / A

MATERIALS

Seat
Pine, plywood, MDF, steel (spring), HR
Foam and upholstery

Glides and connector
Plastic, steel, felt

WEIGHT
1 × Corner 129, 86: 38,3 kg / 84,44 lb
1 × Open end 129, 86: 33 kg / 72,75 lb

CORNER VARIANTS
Corner modules come in left and right variants according to fabric weave direction. Please ensure you select the correct one for your needs.

TEST
N / A

CERTIFICATIONS
TSCA title VI compliant

Declare.

PACKAGING TYPE
Brown box

PACKAGING MEASUREMENTS
(H × W × D)

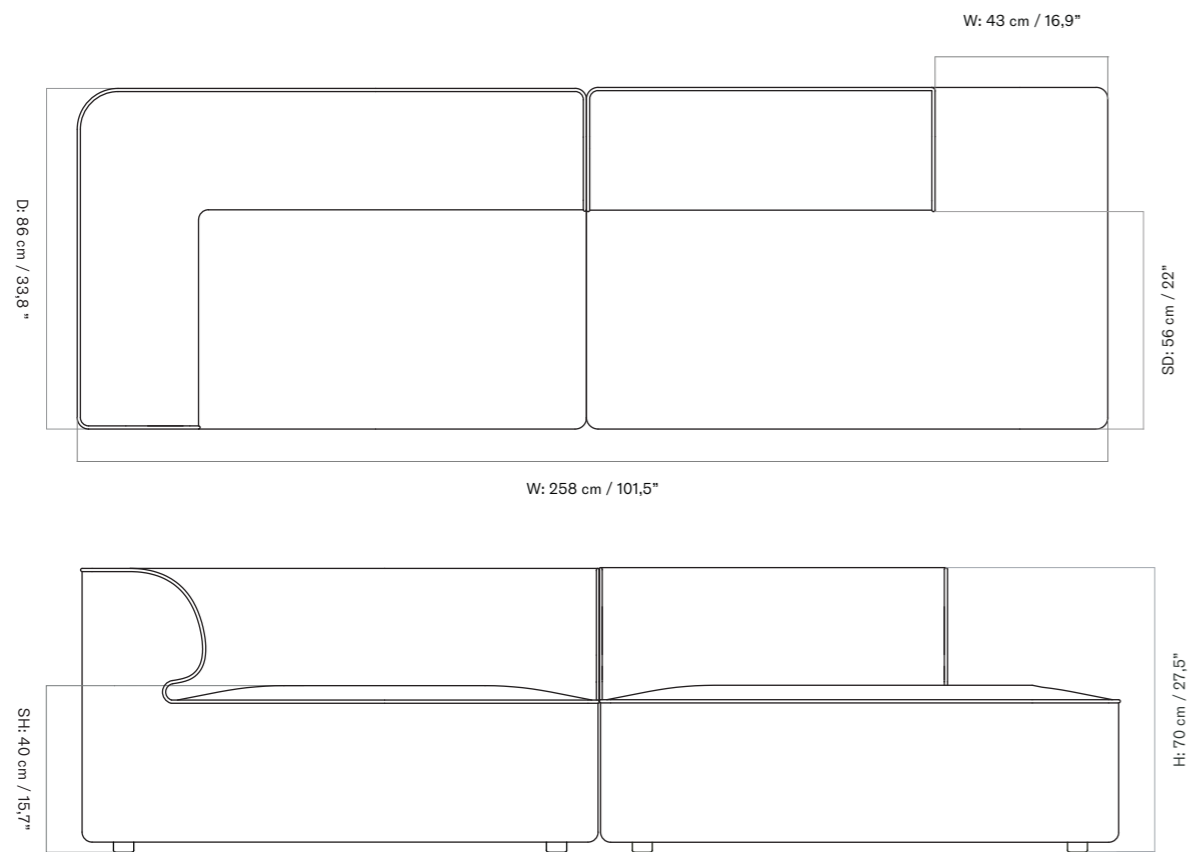
1 × *Corner 129, 86*
73 cm × 132 cm × 89 cm /
27,74" × 51,97" × 35,04"

1 × *Open end 129, 86*
73 cm × 132 cm × 89 cm /
28,74" × 51,97" × 35,04"

MATERIALS & MAINTENANCE
Please see page 680 for materials, care and maintenance instructions.

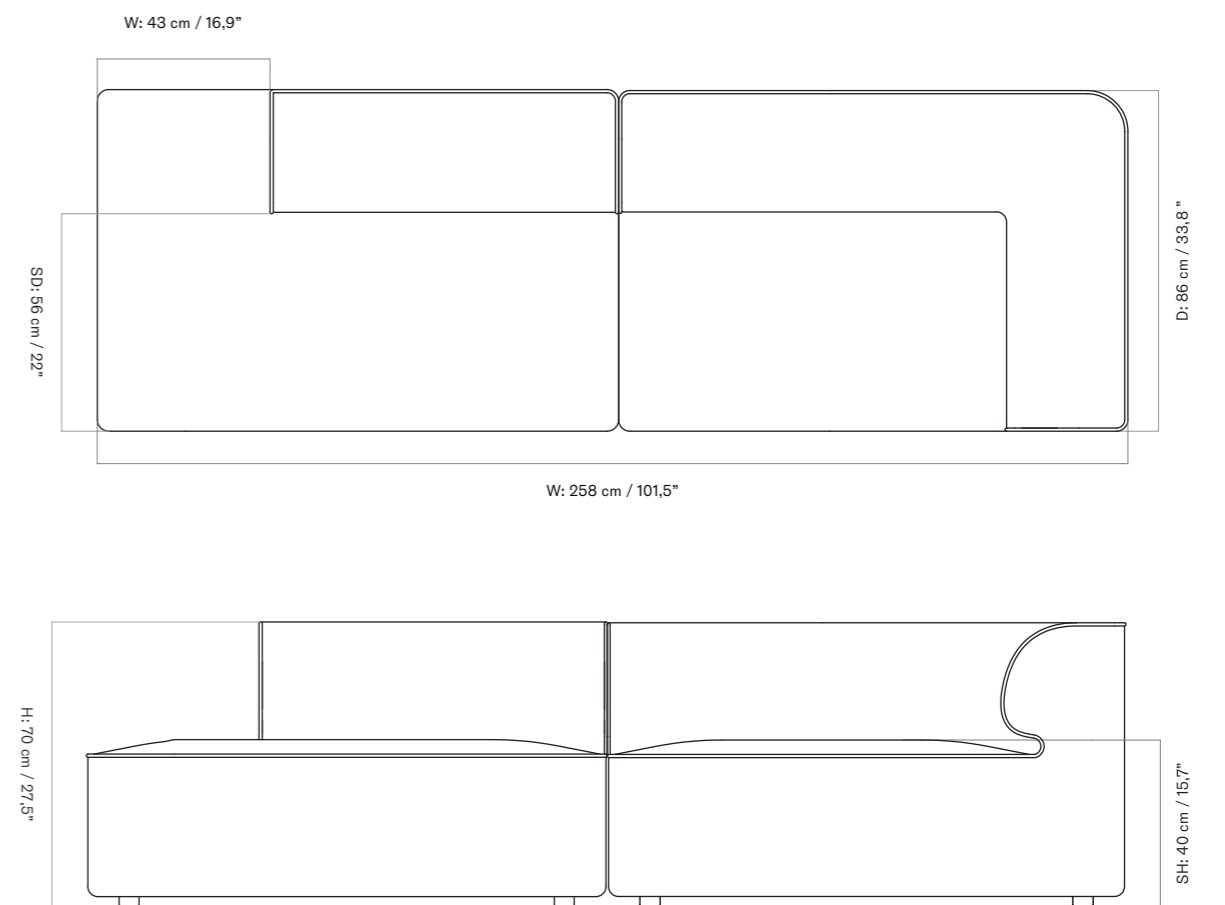
TECHNICAL SPECIFICATIONS

Configuration 3



TECHNICAL SPECIFICATIONS











Configuration 4













EAVE MODULAR SOFA, 86, 2 SEATER, CONFIGURATIONS 3 & 4
 Designed by *Norm Architects*

[BACK TO START](#)

RECOMMENDED COMBINATIONS
 6–8 weeks delivery time

SKU	VARIANT
<i>Configuration 3</i>	
9986000-000000ZZ	 EAVE MODULAR SOFA, 86, 2 SEATER, CONFIGURATION 3 / AUDO BOUCLÉ 02
9986000-000100ZZ	 EAVE MODULAR SOFA, 86, 2 SEATER, CONFIGURATION 3 / AUDO BOUCLÉ 06
9986000-000300ZZ	 EAVE MODULAR SOFA, 86, 2 SEATER, CONFIGURATION 3 / AUDO BOUCLÉ 08
9986000-000500ZZ	 EAVE MODULAR SOFA, 86, 2 SEATER, CONFIGURATION 3 / AUDO BOUCLÉ 16
9986001-000B00ZZ	 EAVE MODULAR SOFA, 86, 2 SEATER, CONFIGURATION 3 / CHAMPION 035
9986002-000H00ZZ	 EAVE MODULAR SOFA, 86, 2 SEATER, CONFIGURATION 3 / MOSS 18
9986002-000L00ZZ	 EAVE MODULAR SOFA, 86, 2 SEATER, CONFIGURATION 3 / MOSS 22
9986002-000P01ZZ	 EAVE MODULAR SOFA, 86, 2 SEATER, CONFIGURATION 3 / SAVANNA 202
9986003-000000ZZ	 EAVE MODULAR SOFA, 86, 2 SEATER, CONFIGURATION 3 / SAFIRE 001
9986003-000B00ZZ	 EAVE MODULAR SOFA, 86, 2 SEATER, CONFIGURATION 3 / SAFIRE 012

RECOMMENDED COMBINATIONS
 6–8 weeks delivery time

SKU	VARIANT
<i>Configuration 4</i>	
9986100-000000ZZ	 EAVE MODULAR SOFA, 86, 2 SEATER, CONFIGURATION 4 /
9986100-000100ZZ	 EAVE MODULAR SOFA, 86, 2 SEATER, CONFIGURATION 4 / AUDO BOUCLÉ 06
9986100-000300ZZ	 EAVE MODULAR SOFA, 86, 2 SEATER, CONFIGURATION 4 / AUDO BOUCLÉ 08
9986100-000500ZZ	 EAVE MODULAR SOFA, 86, 2 SEATER, CONFIGURATION 4 / AUDO BOUCLÉ 16
9986101-000B00ZZ	 EAVE MODULAR SOFA, 86, 2 SEATER, CONFIGURATION 4 / CHAMPION 035
9986102-000H00ZZ	 EAVE MODULAR SOFA, 86, 2 SEATER, CONFIGURATION 4 / MOSS 18
9986102-000L00ZZ	 EAVE MODULAR SOFA, 86, 2 SEATER, CONFIGURATION 4 / MOSS 22
9986102-000P01ZZ	 EAVE MODULAR SOFA, 86, 2 SEATER, CONFIGURATION 4 / SAVANNA 202
9986103-000000ZZ	 EAVE MODULAR SOFA, 86, 2 SEATER, CONFIGURATION 4 / SAFIRE 001
9986103-000B00ZZ	 EAVE MODULAR SOFA, 86, 2 SEATER, CONFIGURATION 4 / SAFIRE 012

EAVE MODULAR SOFA, 86, 2 SEATER, CONFIGURATIONS 5 & 6
Designed by *Norm Architects*

[BACK TO START](#)

The curved silhouette of the Eave Sofa takes its name and design cues from the lower edges of a roof that meet or overhang a wall. A perfect blend of style and comfort, the generous sofa encourages relaxation. The distinctive design is available in a range of fixed combinations – from single modules to two- and three-seater combinations and corner sofas – and upholstery textiles, including Audo's tactile bouclé fabric.

Configuration 5



Configuration 6



PRODUCT TYPE
Sofa

COLLI
1

ENVIRONMENT
Indoor

DIMENSIONS
H: 70 cm / 27,5"
SH: 40 cm / 15,7"
W: 215 cm / 84,6"
D: 86 cm / 33,8"
SD: 56 cm / 22,2"

PRODUCTION PROCESS
Each module is constructed with a structural frame made from chipboard, plywood and solid wood. Seat, backrest and armrests consist of a double foam layer with no-sag springs.

TECHNICAL SPECIFICATIONS

COLOUR
Dependent upon selected upholstery
Black glides (RAL 9005)

GLOSS
N / A

MATERIALS

Seat
Pine, plywood, MDF, steel (spring), HR
Foam and upholstery

Glides and connector
Plastic, steel, felt

WEIGHT
1 × Corner 129, 86: 38,3 kg / 84,44 lb
1 × Chaise longue 129, 86: 37,5 kg / 82,67 lb

CORNER VARIANTS
Corner modules come in left and right variants according to fabric weave direction. Please ensure you select the correct one for your needs.

TEST
N / A

CERTIFICATIONS
TSCA title VI compliant

Declare.

PACKAGING TYPE
Brown box

PACKAGING MEASUREMENTS
(H × W × D)

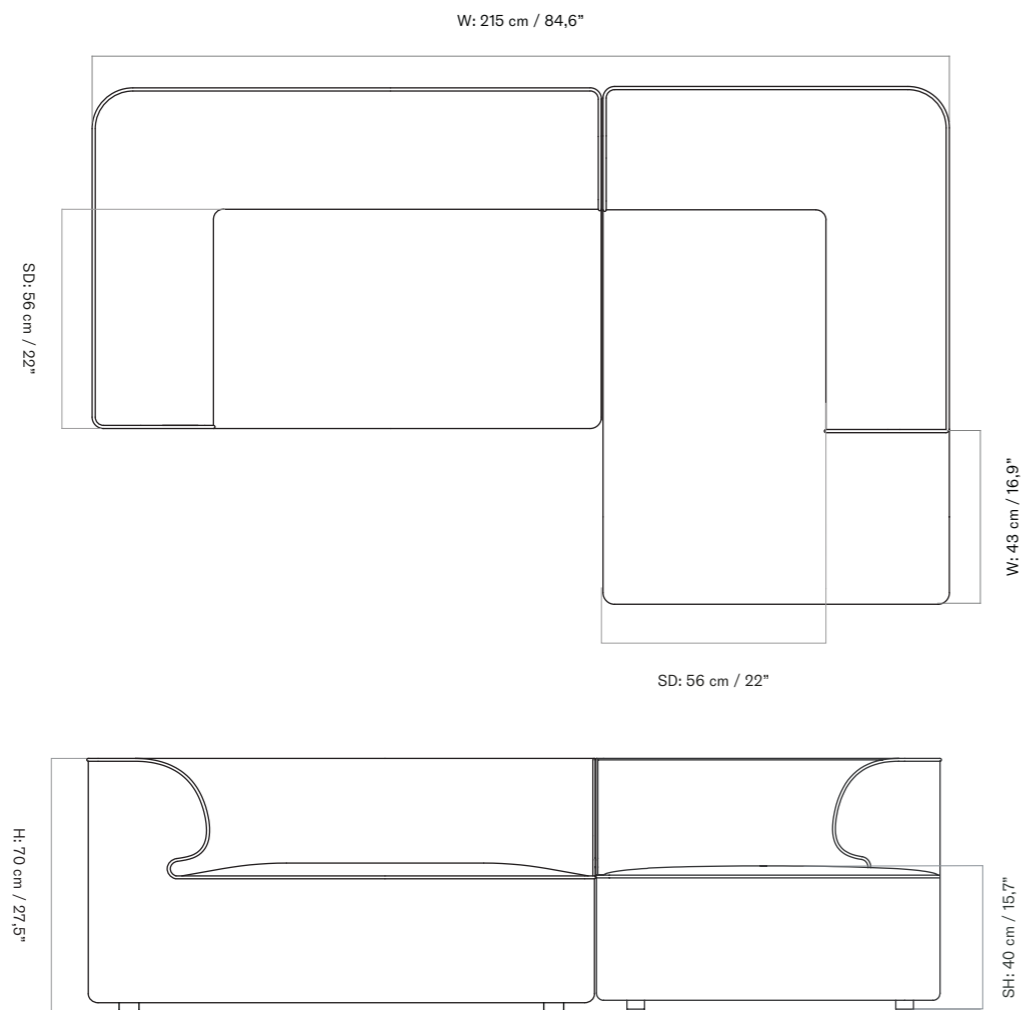
1 × *Corner 129, 86*
73 cm × 132 cm × 89 cm /
27,74" × 51,97" × 35,04"

1 × *Chaise longue 129, 86*
73 cm × 132 cm × 89 cm /
28,74" × 51,97" × 35,04"

MATERIALS & MAINTENANCE
Please see page 680 for materials, care and maintenance instructions.

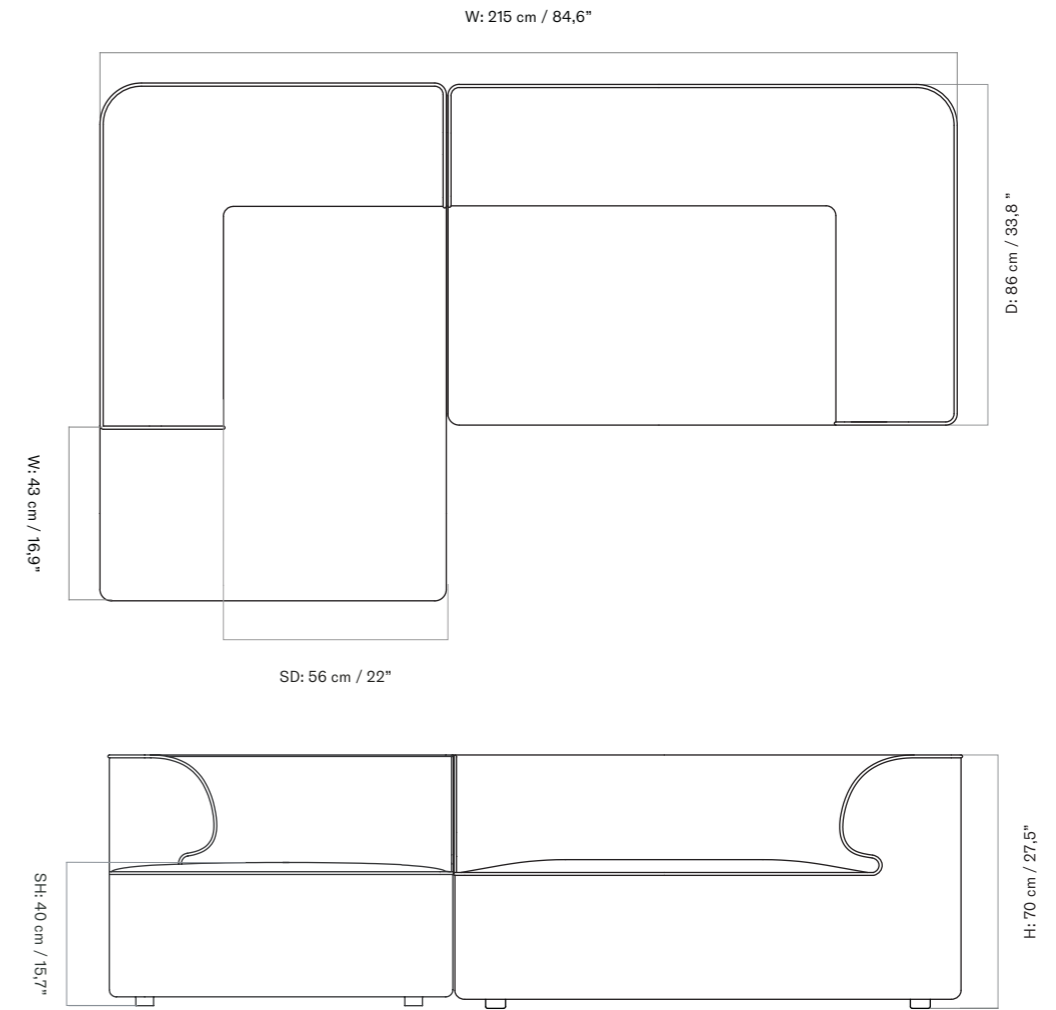
TECHNICAL SPECIFICATIONS

Configuration 5



TECHNICAL SPECIFICATIONS











Configuration 6













EAVE MODULAR SOFA, 86, 2 SEATER, CONFIGURATIONS 5 & 6
 Designed by *Norm Architects*

[BACK TO START](#)

RECOMMENDED COMBINATIONS
 6–8 weeks delivery time

SKU	VARIANT
<i>Configuration 5</i>	
9986200-000000ZZ	 EAVE MODULAR SOFA, 86, 2 SEATER, CONFIGURATION 5 / AUDO BOUCLÉ 02
9986200-000100ZZ	 EAVE MODULAR SOFA, 86, 2 SEATER, CONFIGURATION 5 / AUDO BOUCLÉ 06
9986200-000300ZZ	 EAVE MODULAR SOFA, 86, 2 SEATER, CONFIGURATION 5 / AUDO BOUCLÉ 08
9986200-000500ZZ	 EAVE MODULAR SOFA, 86, 2 SEATER, CONFIGURATION 5 / AUDO BOUCLÉ 16
9986201-000B00ZZ	 EAVE MODULAR SOFA, 86, 2 SEATER, CONFIGURATION 5 / CHAMPION 035
9986202-000H00ZZ	 EAVE MODULAR SOFA, 86, 2 SEATER, CONFIGURATION 5 / MOSS 18
9986202-000L00ZZ	 EAVE MODULAR SOFA, 86, 2 SEATER, CONFIGURATION 5 / MOSS 22
9986202-000P01ZZ	 EAVE MODULAR SOFA, 86, 2 SEATER, CONFIGURATION 5 / SAVANNA 202
9986203-000000ZZ	 EAVE MODULAR SOFA, 86, 2 SEATER, CONFIGURATION 5 / SAFIRE 001
9986203-000B00ZZ	 EAVE MODULAR SOFA, 86, 2 SEATER, CONFIGURATION 5 / SAFIRE 012

RECOMMENDED COMBINATIONS
 6–8 weeks delivery time

SKU	VARIANT
<i>Configuration 6</i>	
9986300-000000ZZ	 EAVE MODULAR SOFA, 86, 2 SEATER, CONFIGURATION 6 / AUDO BOUCLÉ 02
9986300-000100ZZ	 EAVE MODULAR SOFA, 86, 2 SEATER, CONFIGURATION 6 / AUDO BOUCLÉ 06
9986300-000300ZZ	 EAVE MODULAR SOFA, 86, 2 SEATER, CONFIGURATION 6 / AUDO BOUCLÉ 08
9986300-000500ZZ	 EAVE MODULAR SOFA, 86, 2 SEATER, CONFIGURATION 6 / AUDO BOUCLÉ 16
9986301-000B00ZZ	 EAVE MODULAR SOFA, 86, 2 SEATER, CONFIGURATION 6 / CHAMPION 035
9986302-000H00ZZ	 EAVE MODULAR SOFA, 86, 2 SEATER, CONFIGURATION 6 / MOSS 18
9986302-000L00ZZ	 EAVE MODULAR SOFA, 86, 2 SEATER, CONFIGURATION 6 / MOSS 22
9986302-000P01ZZ	 EAVE MODULAR SOFA, 86, 2 SEATER, CONFIGURATION 6 / SAVANNA 202
9986303-000000ZZ	 EAVE MODULAR SOFA, 86, 2 SEATER, CONFIGURATION 6 / SAFIRE 001
9986303-000B00ZZ	 EAVE MODULAR SOFA, 86, 2 SEATER, CONFIGURATION 6 / SAFIRE 012

EAVE MODULAR SOFA, 86, 2 SEATER, CONFIGURATIONS 7 & 8
Designed by *Norm Architects*

[BACK TO START](#)

The curved silhouette of the Eave Sofa takes its name and design cues from the lower edges of a roof that meet or overhang a wall. A perfect blend of style and comfort, the generous sofa encourages relaxation. The distinctive design is available in a range of fixed combinations – from single modules to two- and three-seater combinations and corner sofas – and upholstery textiles, including Audo's tactile bouclé fabric.

PRODUCT OPTIONS

Configuration 7



Configuration 8



PRODUCT TYPE
Sofa

COLLI
1

ENVIRONMENT
Indoor

DIMENSIONS
H: 70 cm / 27,5"
SH: 40 cm / 15,7"
W: 215 cm / 84,6"
D: 86 cm / 33,8"
SD: 56 cm / 22,2"

PRODUCTION PROCESS
Each module is constructed with a structural frame made from chipboard, plywood and solid wood. Seat, backrest and armrests consist of a double foam layer with no-sag springs.

TECHNICAL SPECIFICATIONS

COLOUR
Dependent upon selected upholstery
Black glides (RAL 9005)

GLOSS
N / A

MATERIALS

Seat
Pine, plywood, MDF, steel (spring), HR
Foam and upholstery

Glides and connector
Plastic, steel, felt

WEIGHT
1 × Chaise longue 129, 86: 37,5 kg / 82,67 lb
1 × Open end 129, 86: 33 kg / 72,75 lb

CORNER VARIANTS
Corner modules come in left and right variants according to fabric weave direction. Please ensure you select the correct one for your needs.

TEST
N / A

CERTIFICATIONS
TSCA title VI compliant

Declare.

PACKAGING TYPE
Brown box

PACKAGING MEASUREMENTS
(H × W × D)

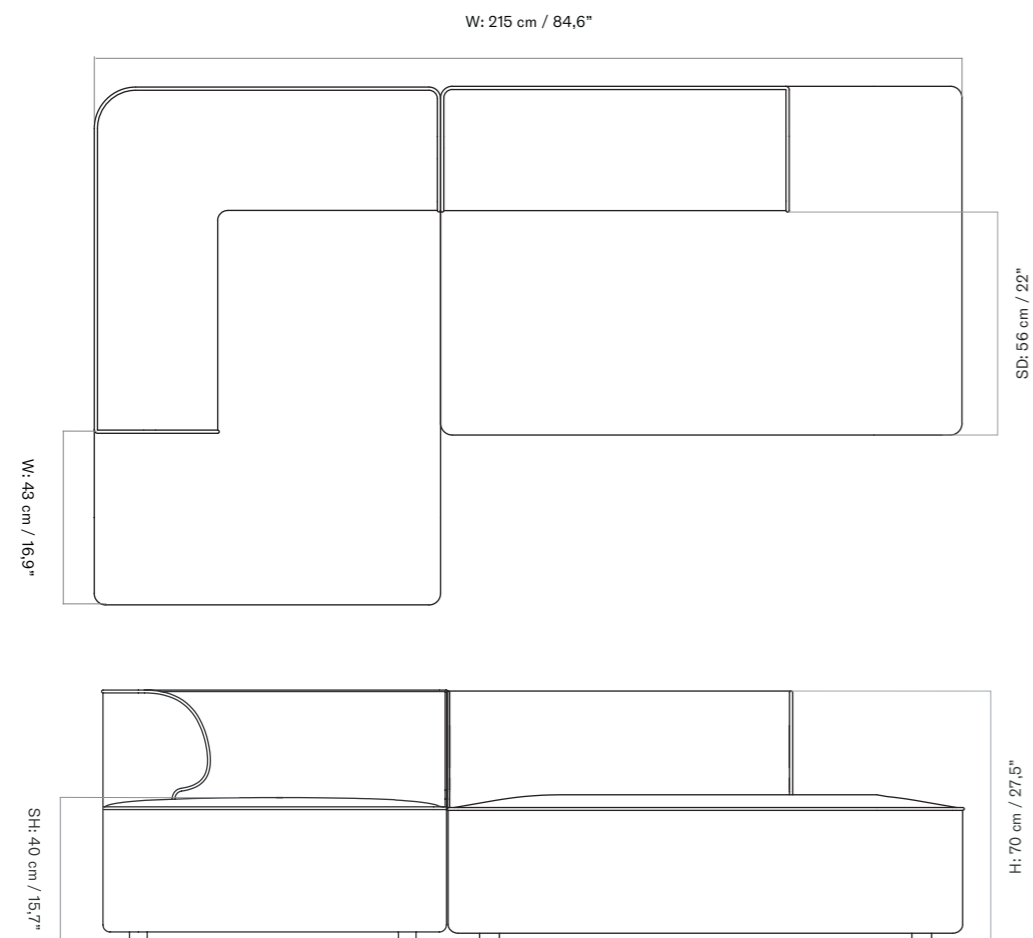
1 × *Chaise longue 129, 86*
73 cm × 132 cm × 89 cm /
28,74" × 51,97" × 35,04"

1 × *Open end 129, 86*
73 cm × 132 cm × 89 cm /
28,74" × 51,97" × 35,04"

MATERIALS & MAINTENANCE
Please see page 680 for materials, care and maintenance instructions.

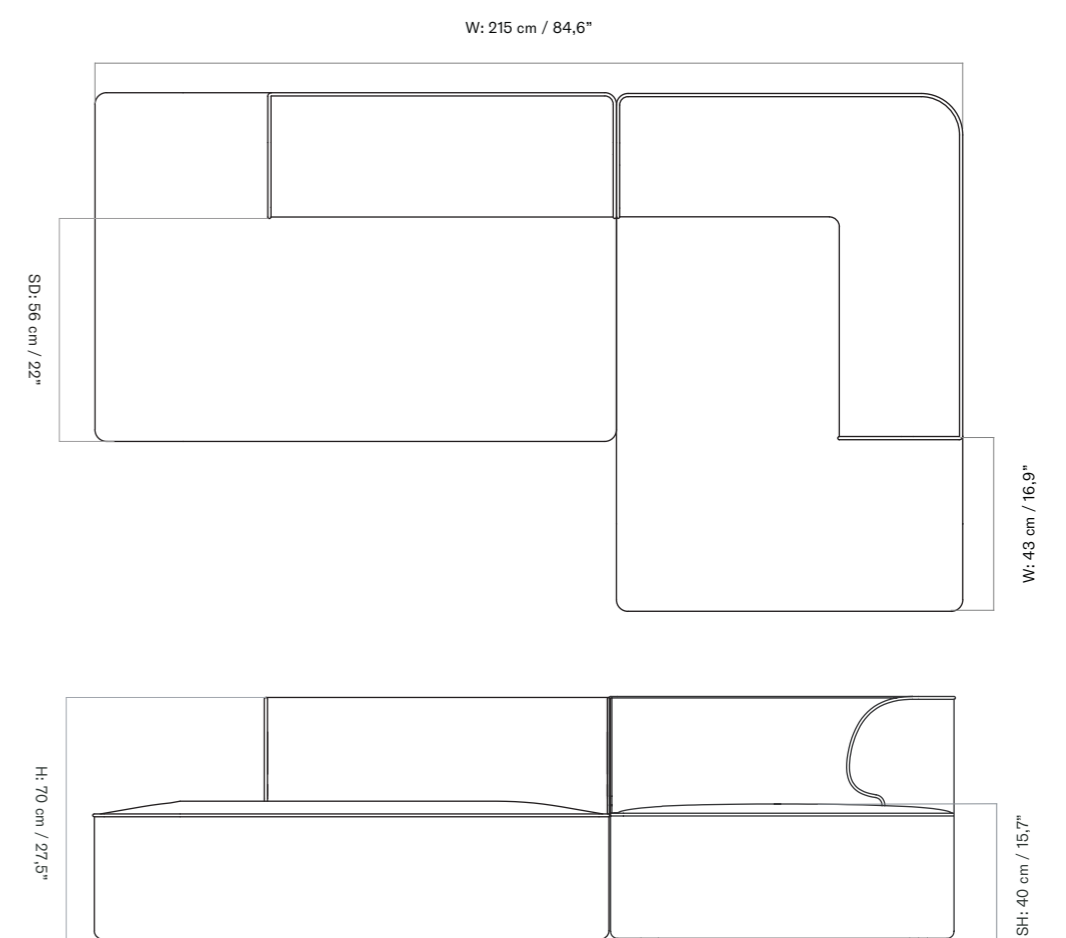
TECHNICAL SPECIFICATIONS

Configuration 7



TECHNICAL SPECIFICATIONS











Configuration 8













EAVE MODULAR SOFA, 86, 2 SEATER, CONFIGURATIONS 7 & 8
 Designed by *Norm Architects*

[BACK TO START](#)

RECOMMENDED COMBINATIONS
 6–8 weeks delivery time

SKU	VARIANT
<i>Configuration 7</i>	
9986400-000000ZZ	 EAVE MODULAR SOFA, 86, 2 SEATER, CONFIGURATION 7 / AUDO BOUCLÉ 02
9986400-000100ZZ	 EAVE MODULAR SOFA, 86, 2 SEATER, CONFIGURATION 7 / AUDO BOUCLÉ 06
9986400-000300ZZ	 EAVE MODULAR SOFA, 86, 2 SEATER, CONFIGURATION 7 / AUDO BOUCLÉ 08
9986400-000500ZZ	 EAVE MODULAR SOFA, 86, 2 SEATER, CONFIGURATION 7 / AUDO BOUCLÉ 16
9986401-000B00ZZ	 EAVE MODULAR SOFA, 86, 2 SEATER, CONFIGURATION 7 / CHAMPION 035
9986402-000H00ZZ	 EAVE MODULAR SOFA, 86, 2 SEATER, CONFIGURATION 7 / MOSS 18
9986402-000L00ZZ	 EAVE MODULAR SOFA, 86, 2 SEATER, CONFIGURATION 7 / MOSS 22
9986402-000P01ZZ	 EAVE MODULAR SOFA, 86, 2 SEATER, CONFIGURATION 7 / SAVANNA 202
9986403-000000ZZ	 EAVE MODULAR SOFA, 86, 2 SEATER, CONFIGURATION 7 / SAFIRE 001
9986403-000B00ZZ	 EAVE MODULAR SOFA, 86, 2 SEATER, CONFIGURATION 7 / SAFIRE 012

RECOMMENDED COMBINATIONS
 6–8 weeks delivery time

SKU	VARIANT
<i>Configuration 8</i>	
9986500-000000ZZ	 EAVE MODULAR SOFA, 86, 2 SEATER, CONFIGURATION 8 / AUDO BOUCLÉ 02
9986500-000100ZZ	 EAVE MODULAR SOFA, 86, 2 SEATER, CONFIGURATION 8 / AUDO BOUCLÉ 06
9986500-000300ZZ	 EAVE MODULAR SOFA, 86, 2 SEATER, CONFIGURATION 8 / AUDO BOUCLÉ 08
9986500-000500ZZ	 EAVE MODULAR SOFA, 86, 2 SEATER, CONFIGURATION 8 / AUDO BOUCLÉ 16
9986501-000B00ZZ	 EAVE MODULAR SOFA, 86, 2 SEATER, CONFIGURATION 8 / CHAMPION 035
9986502-000H00ZZ	 EAVE MODULAR SOFA, 86, 2 SEATER, CONFIGURATION 8 / MOSS 18
9986502-000L00ZZ	 EAVE MODULAR SOFA, 86, 2 SEATER, CONFIGURATION 8 / MOSS 22
9986502-000P01ZZ	 EAVE MODULAR SOFA, 86, 2 SEATER, CONFIGURATION 8 / SAVANNA 202
9986503-000000ZZ	 EAVE MODULAR SOFA, 86, 2 SEATER, CONFIGURATION 8 / SAFIRE 001
9986503-000B00ZZ	 EAVE MODULAR SOFA, 86, 2 SEATER, CONFIGURATION 8 / SAFIRE 012

EAVE MODULAR SOFA, 86, 3 SEATER, CONFIGURATIONS 9 & 10
Designed by *Norm Architects*

[BACK TO START](#)

The curved silhouette of the Eave Sofa takes its name and design cues from the lower edges of a roof that meet or overhang a wall. A perfect blend of style and comfort, the generous sofa encourages relaxation. The distinctive design is available in a range of fixed combinations – from single modules to two- and three-seater combinations and corner sofas – and upholstery textiles, including Audo's tactile bouclé fabric.

PRODUCT OPTIONS

Configuration 9



Configuration 10



PRODUCT TYPE
Sofa

COLLI
1

ENVIRONMENT
Indoor

DIMENSIONS
H: 70 cm / 27,5"
SH: 40 cm / 15,7"
W: 290 cm / 114,1"
D: 86 cm / 33,8"
SD: 56 cm / 22,2"

PRODUCTION PROCESS
Each module is constructed with a structural frame made from chipboard, plywood and solid wood. Seat, backrest and armrests consist of a double foam layer with no-sag springs.

TECHNICAL SPECIFICATIONS

COLOUR
Dependent upon selected upholstery
Black glides (RAL 9005)

GLOSS
N / A

MATERIALS

Seat
Pine, plywood, MDF, steel (spring), HR
Foam and upholstery

Glides and connector
Plastic, steel, felt

WEIGHT
1 × Chaise longue 129, 86: 37,5 kg / 82,67 lb
1 × Open end 129, 86: 33 kg / 72,75 lb
1 × Open section, 86: 24 kg / 52,9 lb

CORNER VARIANTS
Corner modules come in left and right variants according to fabric weave direction. Please ensure you select the correct one for your needs.

TEST
N / A

CERTIFICATIONS
TSCA title VI compliant

Declare.

PACKAGING TYPE
Brown box

PACKAGING MEASUREMENTS
(H × W × D)

1 × *Chaise longue 129, 86*
73 cm × 132 cm × 89 cm /
28,74" × 51,97" × 35,04"

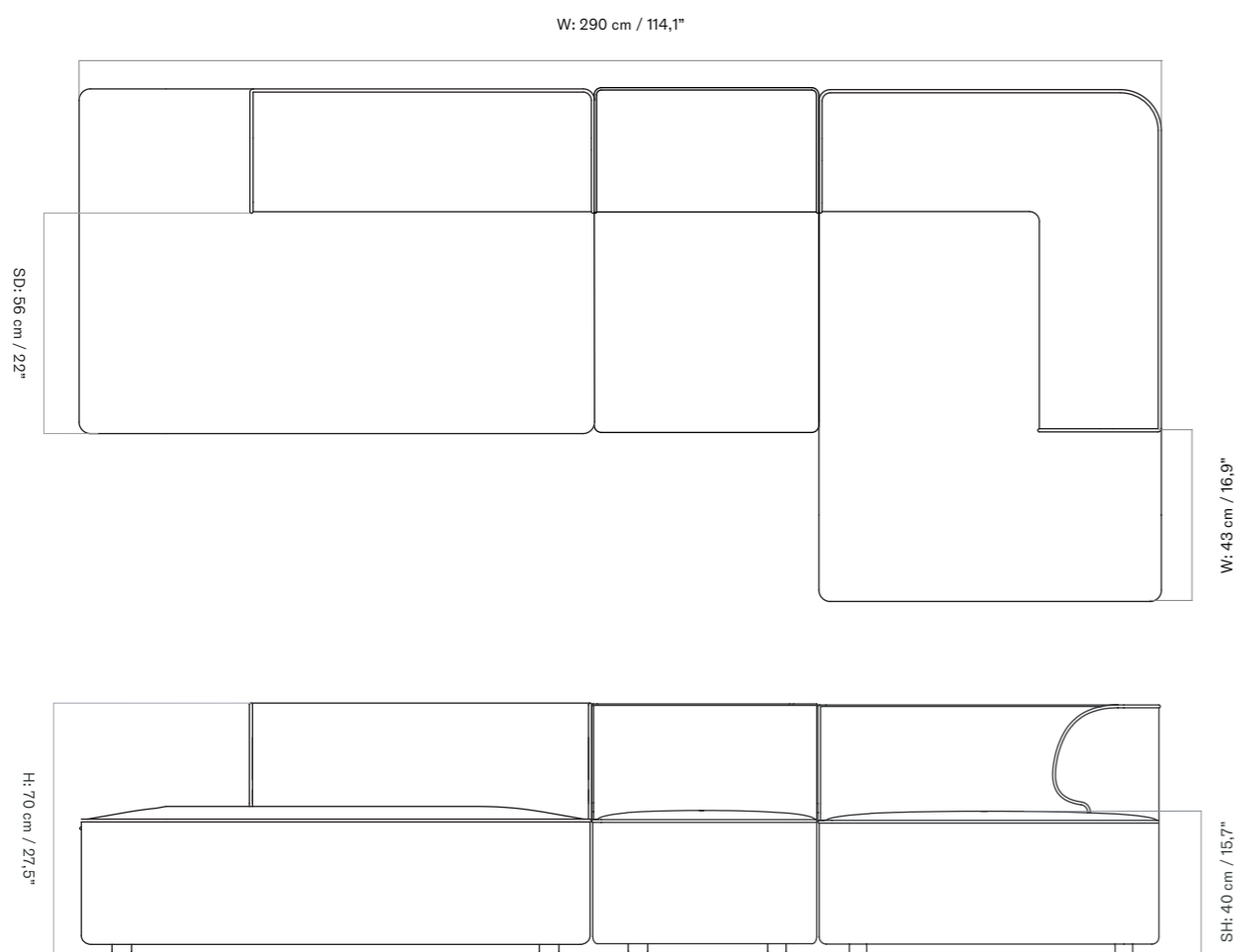
1 × *Open end 129, 86*
73 cm × 132 cm × 89 cm /
28,74" × 51,97" × 35,04"

1 × *Open section 129, 86*
73 cm × 88 cm × 77 cm /
27,7" × 34,6" × 30,3"

MATERIALS & MAINTENANCE
Please see page 680 for materials, care and maintenance instructions.

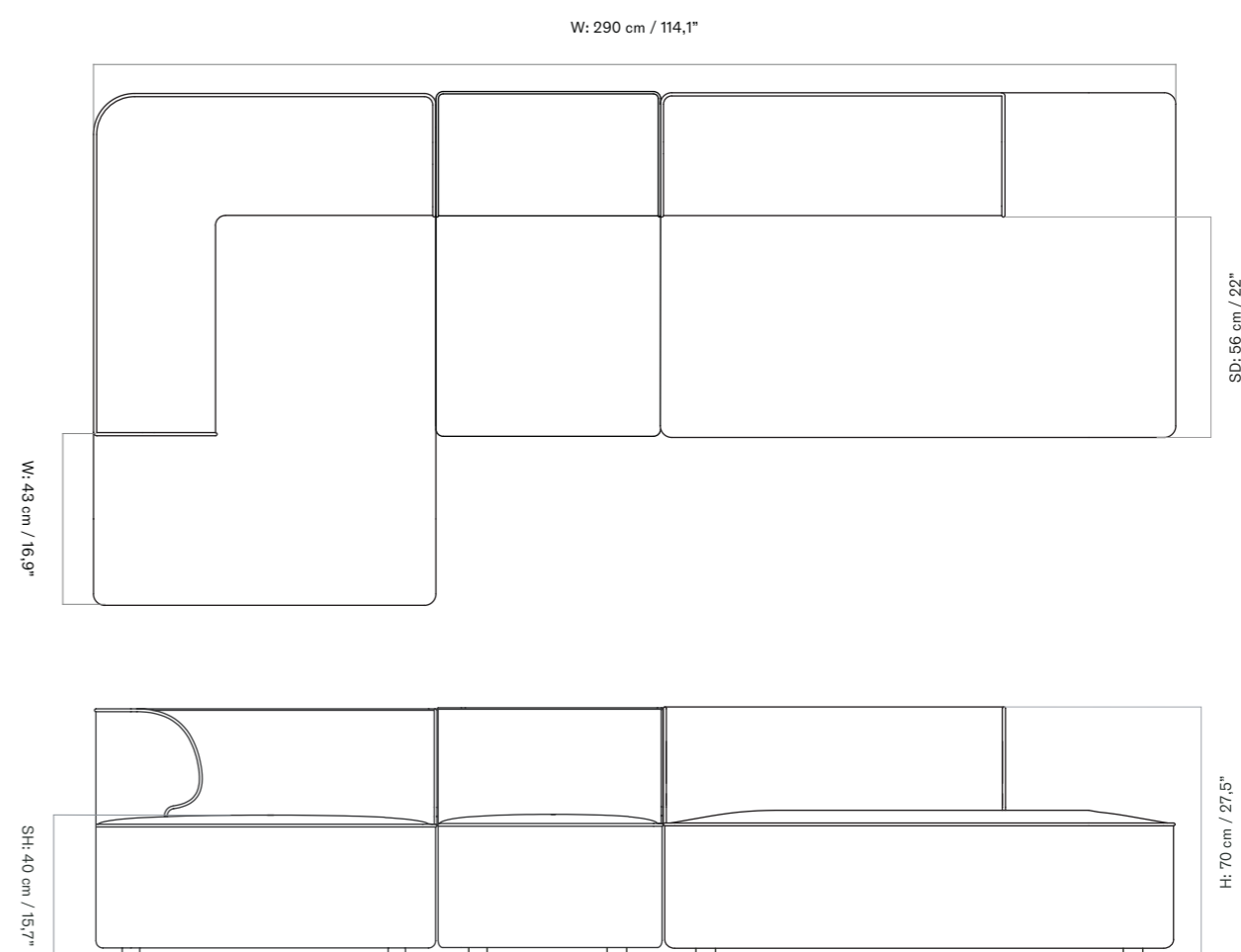
TECHNICAL SPECIFICATIONS

Configuration 9



TECHNICAL SPECIFICATIONS











Configuration 10













EAVE MODULAR SOFA, 86, 3 SEATER, CONFIGURATIONS 9 & 10
 Designed by *Norm Architects*

[BACK TO START](#)

RECOMMENDED COMBINATIONS
 6–8 weeks delivery time

SKU	VARIANT
<i>Configuration 9</i>	
9986600-000000ZZ	 EAVE MODULAR SOFA, 86, 3 SEATER, CONFIGURATION 9 / AUDO BOUCLÉ 02
9986600-000100ZZ	 EAVE MODULAR SOFA, 86, 3 SEATER, CONFIGURATION 9 / AUDO BOUCLÉ 06
9986600-000300ZZ	 EAVE MODULAR SOFA, 86, 3 SEATER, CONFIGURATION 9 / AUDO BOUCLÉ 08
9986600-000500ZZ	 EAVE MODULAR SOFA, 86, 3 SEATER, CONFIGURATION 9 / AUDO BOUCLÉ 16
9986601-000B00ZZ	 EAVE MODULAR SOFA, 86, 3 SEATER, CONFIGURATION 9 / CHAMPION 035
9986602-000H00ZZ	 EAVE MODULAR SOFA, 86, 3 SEATER, CONFIGURATION 9 / MOSS 18
9986602-000L00ZZ	 EAVE MODULAR SOFA, 86, 3 SEATER, CONFIGURATION 9 / MOSS 22
9986602-000P01ZZ	 EAVE MODULAR SOFA, 86, 3 SEATER, CONFIGURATION 9 / SAVANNA 202
9986603-000000ZZ	 EAVE MODULAR SOFA, 86, 3 SEATER, CONFIGURATION 9 / SAFIRE 001
9986603-000B00ZZ	 EAVE MODULAR SOFA, 86, 3 SEATER, CONFIGURATION 9 / SAFIRE 012

RECOMMENDED COMBINATIONS
 6–8 weeks delivery time

SKU	VARIANT
<i>Configuration 10</i>	
9986700-000000ZZ	 EAVE MODULAR SOFA, 86, 3 SEATER, CONFIGURATION 10 / AUDO BOUCLÉ 02
9986700-000100ZZ	 EAVE MODULAR SOFA, 86, 3 SEATER, CONFIGURATION 10 / AUDO BOUCLÉ 06
9986700-000300ZZ	 EAVE MODULAR SOFA, 86, 3 SEATER, CONFIGURATION 10 / AUDO BOUCLÉ 08
9986700-000500ZZ	 EAVE MODULAR SOFA, 86, 3 SEATER, CONFIGURATION 10 / AUDO BOUCLÉ 16
9986701-000B00ZZ	 EAVE MODULAR SOFA, 86, 3 SEATER, CONFIGURATION 10 / CHAMPION 035
9986702-000H00ZZ	 EAVE MODULAR SOFA, 86, 3 SEATER, CONFIGURATION 10 / MOSS 18
9986702-000L00ZZ	 EAVE MODULAR SOFA, 86, 3 SEATER, CONFIGURATION 10 / MOSS 22
9986702-000P01ZZ	 EAVE MODULAR SOFA, 86, 3 SEATER, CONFIGURATION 10 / SAVANNA 202
9986703-000000ZZ	 EAVE MODULAR SOFA, 86, 3 SEATER, CONFIGURATION 10 / SAFIRE 001
9986703-000B00ZZ	 EAVE MODULAR SOFA, 86, 3 SEATER, CONFIGURATION 10 / SAFIRE 012

The curved silhouette of the Eave Sofa takes its name and design cues from the lower edges of a roof that meet or overhang a wall. A perfect blend of style and comfort, the generous sofa encourages relaxation. The distinctive design is available in a range of fixed combinations – from single modules to two- and three-seater combinations and corner sofas – and upholstery textiles, including Audo's tactile bouclé fabric.

PRODUCT OPTIONS

Configuration 11



Configuration 12



PRODUCT TYPE
Sofa

COLLI
1

ENVIRONMENT
Indoor

DIMENSIONS
H: 70 cm / 27,5"
SH: 40 cm / 15,7"
W: 247 cm / 97,2"
D: 86 cm / 33,8"
SD: 56 cm / 22,2"

PRODUCTION PROCESS
Each module is constructed with a structural frame made from chipboard, plywood and solid wood. Seat, backrest and armrests consist of a double foam layer with no-sag springs.

TECHNICAL SPECIFICATIONS

COLOUR
Dependent upon selected upholstery
Black glides (RAL 9005)

GLOSS
N / A

MATERIALS

Seat
Pine, plywood, MDF, steel (spring), HR
Foam and upholstery

Glides and connector
Plastic, steel, felt

WEIGHT
1 × Corner, 86: 32 kg / 70,5 lb
1 × Chaise longue 129, 86: 37,5 kg / 82,67 lb
1 × Open section, 86: 24 kg / 52,9 lb

CORNER VARIANTS
Corner modules come in left and right variants according to fabric weave direction. Please ensure you select the correct one for your needs.

TEST
N / A

CERTIFICATIONS
TSCA title VI compliant

Declare.

PACKAGING TYPE
Brown box

PACKAGING MEASUREMENTS
(H × W × D)

1 × *Corner, 86*
73 cm × 88 cm × 88 cm /
27,7" × 34,6" × 34,6"

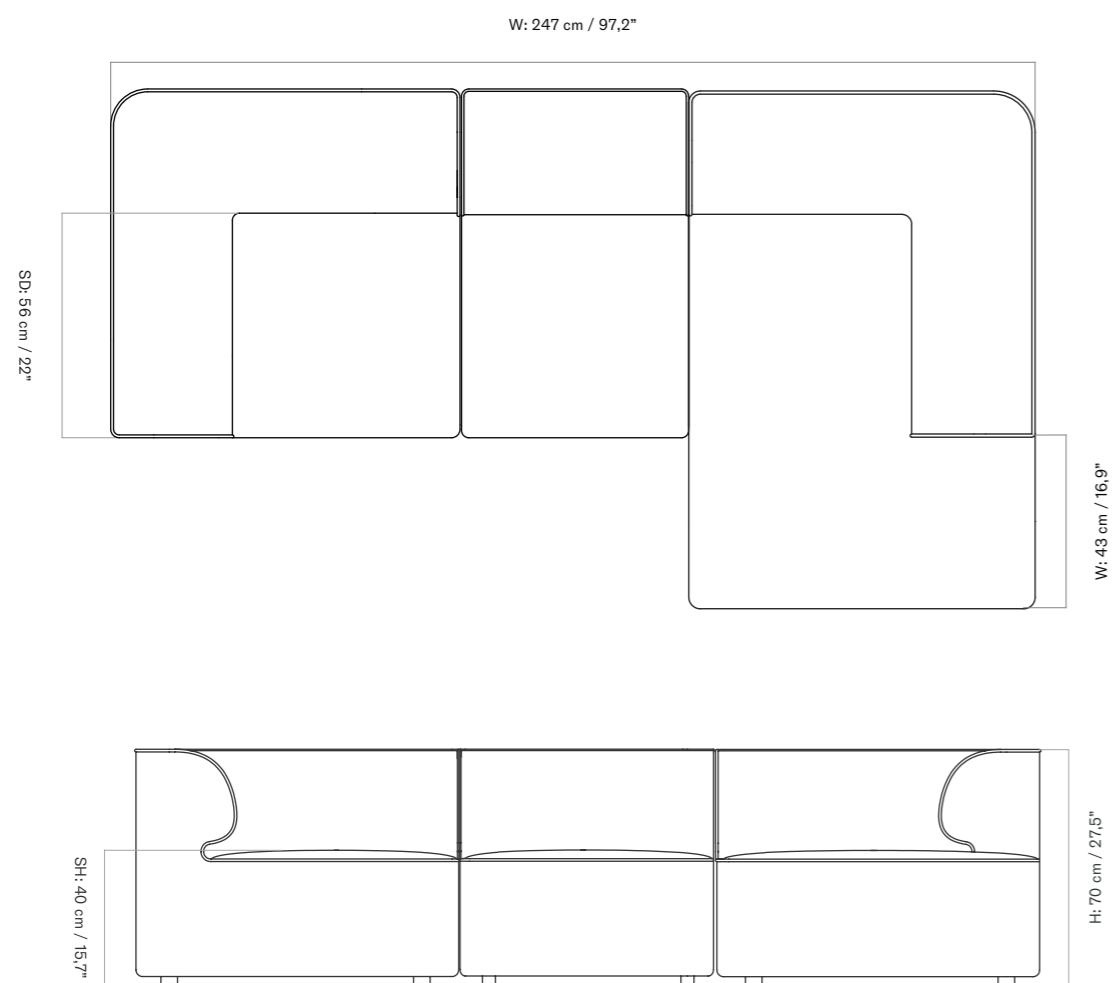
1 × *Chaise longue 129, 86*
73 cm × 132 cm × 89 cm /
28,74" × 51,97" × 35,04"

1 × *Open section 129, 86*
73 cm × 88 cm × 77 cm / 2
7,7" × 34,6" × 30,3"

MATERIALS & MAINTENANCE
Please see page 680 for materials, care and maintenance instructions.

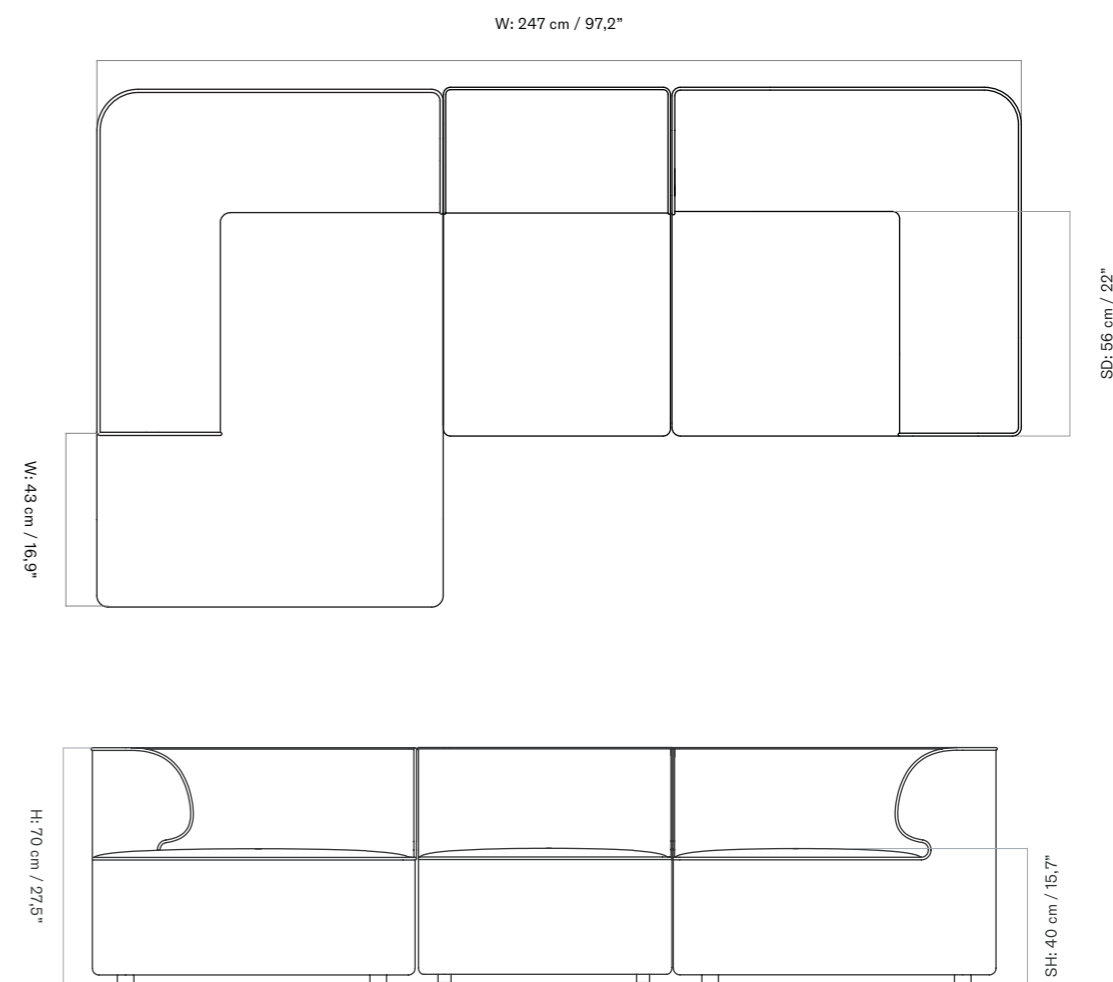
TECHNICAL SPECIFICATIONS

Configuration 11



TECHNICAL SPECIFICATIONS











Configuration 12













EAVE MODULAR SOFA, 86, 3 SEATER, CONFIGURATIONS 11 & 12
 Designed by *Norm Architects*

[BACK TO START](#)

RECOMMENDED COMBINATIONS
 6–8 weeks delivery time

SKU	VARIANT
<i>Configuration 11</i>	
9986800-000000ZZ	 EAVE MODULAR SOFA, 86, 3 SEATER, CONFIGURATION 11 / AUDO BOUCLÉ 02
9986800-000100ZZ	 EAVE MODULAR SOFA, 86, 3 SEATER, CONFIGURATION 11 / AUDO BOUCLÉ 06
9986800-000300ZZ	 EAVE MODULAR SOFA, 86, 3 SEATER, CONFIGURATION 11 / AUDO BOUCLÉ 08
9986800-000500ZZ	 EAVE MODULAR SOFA, 86, 3 SEATER, CONFIGURATION 11 / AUDO BOUCLÉ 16
9986801-000B00ZZ	 EAVE MODULAR SOFA, 86, 3 SEATER, CONFIGURATION 11 / CHAMPION 035
9986802-000H00ZZ	 EAVE MODULAR SOFA, 86, 3 SEATER, CONFIGURATION 11 / MOSS 18
9986802-000L00ZZ	 EAVE MODULAR SOFA, 86, 3 SEATER, CONFIGURATION 11 / MOSS 22
9986802-000P01ZZ	 EAVE MODULAR SOFA, 86, 3 SEATER, CONFIGURATION 11 / SAVANNA 202
9986803-000000ZZ	 EAVE MODULAR SOFA, 86, 3 SEATER, CONFIGURATION 11 / SAFIRE 001
9986803-000B00ZZ	 EAVE MODULAR SOFA, 86, 3 SEATER, CONFIGURATION 11 / SAFIRE 012

RECOMMENDED COMBINATIONS
 6–8 weeks delivery time

SKU	VARIANT
<i>Configuration 12</i>	
9986900-000000ZZ	 EAVE MODULAR SOFA, 86, 3 SEATER, CONFIGURATION 12 / AUDO BOUCLÉ 02
9986900-000100ZZ	 EAVE MODULAR SOFA, 86, 3 SEATER, CONFIGURATION 12 / AUDO BOUCLÉ 06
9986900-000300ZZ	 EAVE MODULAR SOFA, 86, 3 SEATER, CONFIGURATION 12 / AUDO BOUCLÉ 08
9986900-000500ZZ	 EAVE MODULAR SOFA, 86, 3 SEATER, CONFIGURATION 12 / AUDO BOUCLÉ 16
9986901-000B00ZZ	 EAVE MODULAR SOFA, 86, 3 SEATER, CONFIGURATION 12 / CHAMPION 035
9986902-000H00ZZ	 EAVE MODULAR SOFA, 86, 3 SEATER, CONFIGURATION 12 / MOSS 18
9986902-000L00ZZ	 EAVE MODULAR SOFA, 86, 3 SEATER, CONFIGURATION 12 / MOSS 22
9986902-000P01ZZ	 EAVE MODULAR SOFA, 86, 3 SEATER, CONFIGURATION 12 / SAVANNA 202
9986903-000000ZZ	 EAVE MODULAR SOFA, 86, 3 SEATER, CONFIGURATION 12 / SAFIRE 001
9986903-000B00ZZ	 EAVE MODULAR SOFA, 86, 3 SEATER, CONFIGURATION 12 / SAFIRE 012

The result of a collaboration between Audo Copenhagen and Norm Architects, the Eave Collection of module sofas allows for total customisation of living and lounge spaces thanks to comfortable and generously proportioned corner, open end and chaise longue segments in softly minimal silhouettes.

PRODUCT OPTIONS

Corner



Open section



Pouf



Spec options

Available in fabrics from our upholstery programme. Standard lead times apply.

For custom upholstery, please refer to the guiding textile/leather consumption:
COM Corner: 4,3 m / 4,73 yds
COM Open section: 3,2 m / 3,52 yds
COM Pouf: 3,1 m / 3,41 yds

Prices excl. custom upholstery are equal to Price Category 1 Textile or Leather. Contact sales support to place your order.

The above textile consumption is only valid for textile rolls with a width equal to or greater than 140 cm. For smaller textile rolls, please contact Sales Support for guidance. For textile with pattern, please expect a higher usage for correct pattern fitting. Please contact Sales Support for guidance.

PRODUCT TYPE
Sofa

COLLI
1

ENVIRONMENT
Indoor

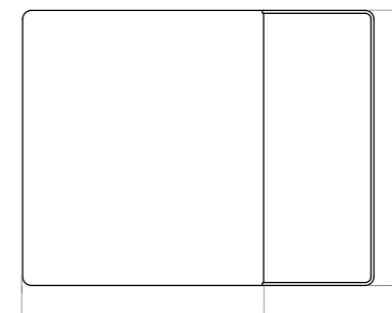
DIMENSIONS

Corner, 96
H: 70 cm / 27,5"
SH: 40 cm / 15,9"
W: 96 cm / 37,8"
D: 96 cm / 37,8"
SD: 66 cm / 25,9"

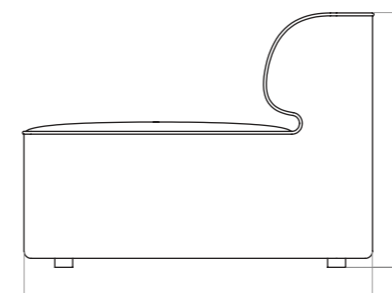
Open section, 96
H: 70 cm / 27,5"
SH: 40 cm / 15,9"
W: 75 cm / 29,5"
D: 96 cm / 37,8"
SD: 66 cm / 25,9"

Pouf, 96
H: 40 cm / 15,7"
SH: 40 cm / 15,9"
W: 96 cm / 37,8"
D: 96 cm / 37,8"

Open section



SD: 66 cm / 25,9"



W: 96 cm / 37,7"

TECHNICAL SPECIFICATIONS

PRODUCTION PROCESS
Each module is constructed with a structural frame made from chipboard, plywood and solid wood. Seat, backrest and armrests consist of a double foam layer with no-sag springs.

COLOUR
Dependent upon selected upholstery
Black glides (RAL 9005)

GLOSS
N / A


MATERIALS

Seat
Pine, plywood, MDF, steel (spring), HR Foam and upholstery

Glides and connector
Plastic, steel, felt

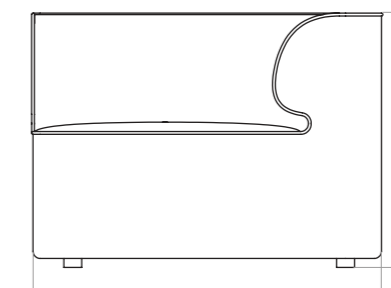
WEIGHT
Corner, 96: 38 kg / 83,8 lb
Open Section, 96: 29 kg / 63,9 lb
Pouf, 96: 35 kg / 77,2 lb

Corner



D: 96 cm / 37,7"


SD: 66 cm / 25,9"




H: 70 cm / 27,5"

W: 96 cm / 37,7"

Pouf



D: 96 cm / 37,7"



H: 40 cm / 15,7"

W: 96 cm / 37,7"

TEST
N / A

CERTIFICATIONS
TSCA title VI compliant

Declare.

PACKAGING TYPE
Brown box

PACKAGING MEASUREMENTS
(H x W x D)

Corner, 96
73 cm x 98 cm x 102 cm /
28,7" x 38,6" x 40,2"

Open section, 96
73 cm x 77 cm x 98 cm /
27,7" x 30,3" x 38,6"

Pouf, 96
41 cm x 96 cm x 96 cm /
16,1" x 37,8" x 37,8"

MATERIALS & MAINTENANCE
Please see page 680 for materials, care and maintenance instructions.

EAVE MODULAR SOFA, 96
Designed by *Norm Architects*

[BACK TO START](#)











SPEC OPTIONS
6–8 weeks delivery time

SKU	VARIANT
<i>Corner, 96</i>	
9951120	<i>Price Category 0</i> Audo Bouclé, Audo
9951101	<i>Price Category 1</i> Barnum Bouclé, Audo / Champion, JAB / Illusion, Nevotex / Hot Madison, JAB / Maple, Kvadrat / Remix 3, Kvadrat / Re-wool, Kvadrat
9951102	<i>Price Category 2</i> Canvas 2, Kvadrat / Clay, Kvadrat, Sahco / Colline 2, Kvadrat / Fiord 2, Kvadrat / Hallingdal 65, Kvadrat / Moss, Kvadrat, Sahco / Reflect, Kvadrat / Savanna, Kvadrat / Steelcut 2, Kvadrat / Steelcut Trio 3, Kvadrat
9951103	<i>Price Category 3</i> Arctic, JAB / Safire, Kvadrat, Sahco / Vidar 4, Kvadrat, Sahco / Zero, Kvadrat, Sahco
9951108	<i>Price Category 4</i> Doppiopanama, Dedar / Lupo, Dedar
<i>Open Section, 96</i>	
9952120	<i>Price Category 0</i> Audo Bouclé, Audo
9952101	<i>Price Category 1</i> Barnum Bouclé, Audo / Champion, JAB / Illusion, Nevotex / Hot Madison, JAB / Maple, Kvadrat / Remix 3, Kvadrat / Re-wool, Kvadrat
9952102	<i>Price Category 2</i> Canvas 2, Kvadrat / Clay, Kvadrat, Sahco / Colline 2, Kvadrat / Fiord 2, Kvadrat / Hallingdal 65, Kvadrat / Moss, Kvadrat, Sahco / Reflect, Kvadrat / Savanna, Kvadrat / Steelcut 2, Kvadrat / Steelcut Trio 3, Kvadrat
9952103	<i>Price Category 3</i> Arctic, JAB / Safire, Kvadrat, Sahco / Vidar 4, Kvadrat, Sahco / Zero, Kvadrat, Sahco
9952108	<i>Price Category 4</i> Doppiopanama, Dedar / Lupo, Dedar











SPEC OPTIONS
6–8 weeks delivery time

SKU	VARIANT
<i>Pouf, 96</i>	
9953120	<i>Price Category 0</i> Audo Bouclé, Audo
9953101	<i>Price Category 1</i> Barnum Bouclé, Audo / Champion, JAB / Illusion, Nevotex / Hot Madison, JAB / Maple, Kvadrat / Remix 3, Kvadrat / Re-wool, Kvadrat
9953102	<i>Price Category 2</i> Canvas 2, Kvadrat / Clay, Kvadrat, Sahco / Colline 2, Kvadrat / Fiord 2, Kvadrat / Hallingdal 65, Kvadrat / Moss, Kvadrat, Sahco / Reflect, Kvadrat / Savanna, Kvadrat / Steelcut 2, Kvadrat / Steelcut Trio 3, Kvadrat
9953103	<i>Price Category 3</i> Arctic, JAB / Safire, Kvadrat, Sahco / Vidar 4, Kvadrat, Sahco / Zero, Kvadrat, Sahco
9953108	<i>Price Category 4</i> Doppiopanama, Dedar / Lupo, Dedar











RECOMMENDED COMBINATIONS
6–8 weeks delivery time

SKU	VARIANT
<i>Corner, 96 — Module with upholstery</i>	
9951120-000300ZZ	 EAVE MODULAR 96, CORNER LEFT / AUDO BOUCLÉ 02
9951120-010300ZZ	 EAVE MODULAR 96, CORNER RIGHT / AUDO BOUCLÉ 02
9951120-000000ZZ	 EAVE MODULAR 96, CORNER LEFT / AUDO BOUCLÉ 06
9951120-010000ZZ	 EAVE MODULAR 96, CORNER RIGHT / AUDO BOUCLÉ 06
9951120-000100ZZ	 EAVE MODULAR 96, CORNER LEFT / AUDO BOUCLÉ 08
9951120-010100ZZ	 EAVE MODULAR 96, CORNER RIGHT / AUDO BOUCLÉ 08
9951120-000200ZZ	 EAVE MODULAR 96, CORNER LEFT / AUDO BOUCLÉ 16
9951120-010200ZZ	 EAVE MODULAR 96, CORNER RIGHT / AUDO BOUCLÉ 16
9951101-000701ZZ	 EAVE MODULAR 96, CORNER LEFT / CHAMPION 035
9951101-010701ZZ	 EAVE MODULAR 96, CORNER RIGHT / CHAMPION 035











RECOMMENDED COMBINATIONS
6–8 weeks delivery time

SKU	VARIANT
<i>Corner, 96 — Module with upholstery</i>	
9951102-00KM0HZZ	 EAVE MODULAR 96, CORNER LEFT / MOSS 18
9951102-01KM0HZZ	 EAVE MODULAR 96, CORNER RIGHT / MOSS 18
9951102-00KQ0HZZ	 EAVE MODULAR 96, CORNER LEFT / MOSS 22
9951102-01KQ0HZZ	 EAVE MODULAR 96, CORNER RIGHT / MOSS 22
9951102-00350PZZ	 EAVE MODULAR 96, CORNER LEFT / SAVANNA 202
9951102-01350PZZ	 EAVE MODULAR 96, CORNER RIGHT / SAVANNA 202
9951103-004Z05ZZ	 EAVE MODULAR 96, CORNER LEFT / SAFIRE 001
9951103-004Z05ZZ	 EAVE MODULAR 96, CORNER RIGHT / SAFIRE 001
9951103-000105ZZ	 EAVE MODULAR 96, CORNER LEFT / SAFIRE 012
9951103-010105ZZ	 EAVE MODULAR 96, CORNER RIGHT / SAFIRE 012

RECOMMENDED COMBINATIONS
6–8 weeks delivery time

SKU	VARIANT
<i>Open Section, 96 — Module with upholstery</i>	
9952120-000300ZZ	 EAVE MODULAR 96, OPEN SECTION / AUDO BOUCLÉ 02
9952120-000000ZZ	 EAVE MODULAR 96, OPEN SECTION / AUDO BOUCLÉ 06
9952120-000100ZZ	 EAVE MODULAR 96, OPEN SECTION / AUDO BOUCLÉ 08
9952120-000200ZZ	 EAVE MODULAR 96, OPEN SECTION / AUDO BOUCLÉ 16
9952101-000D01ZZ	 EAVE MODULAR 96, OPEN SECTION / CHAMPION 035
9952102-00KM0HZZ	 EAVE MODULAR 96, OPEN SECTION / MOSS 18
9952102-00KQ0HZZ	 EAVE MODULAR 96, OPEN SECTION / MOSS 22
9952102-00350PZZ	 EAVE MODULAR 96, OPEN SECTION / SAVANNA 202
9952103-005005ZZ	 EAVE MODULAR 96, OPEN SECTION / SAFIRE 001
9952103-000105ZZ	 EAVE MODULAR 96, OPEN SECTION / SAFIRE 012

RECOMMENDED COMBINATIONS
6–8 weeks delivery time

SKU	VARIANT
<i>Pouf, 96 — Module with upholstery</i>	
9953120-000300ZZ	 EAVE MODULAR 96, POUF / AUDO BOUCLÉ 02
9953120-000000ZZ	 EAVE MODULAR 96, POUF / AUDO BOUCLÉ 06
9953120-000100ZZ	 EAVE MODULAR 96, POUF / AUDO BOUCLÉ 08
9953120-000200ZZ	 EAVE MODULAR 96, POUF / AUDO BOUCLÉ 16
9953101-00DH00ZZ	 EAVE MODULAR 96, POUF / CHAMPION 035
9953102-00KJ0HZZ	 EAVE MODULAR 96, POUF / MOSS 18
9953102-00KN0HZZ	 EAVE MODULAR 96, POUF / MOSS 22
9953102-00340PZZ	 EAVE MODULAR 96, POUF / SAVANNA 202
9953103-004V05ZZ	 EAVE MODULAR 96, POUF / SAFIRE 001
9953103-000105ZZ	 EAVE MODULAR 96, POUF / SAFIRE 012

The result of a collaboration between Audo Copenhagen and Norm Architects, the Eave Collection of module sofas allows for total customisation of living and lounge spaces thanks to comfortable and generously proportioned corner, open end and chaise longue segments in softly minimal silhouettes.

PRODUCT OPTIONS

Corner left



Corner right



Spec options

Available in fabrics from our upholstery programme.
Standard lead times apply.

For custom upholstery, please refer to the guiding
textile/leather consumption:
COM: 5,1 m / 5,57 yds

Prices excl. custom upholstery are equal to Price Category 1
Textile or Leather. Contact sales support to place your order.

The above textile consumption is only valid for textile rolls with a width equal to
or greater than 140 cm. For smaller textile rolls, please contact Sales Support for
guidance. For textile with pattern, please expect a higher usage for correct pattern
fitting. Please contact Sales Support for guidance.

TECHNICAL SPECIFICATIONS

PRODUCT TYPE
Sofa

COLLI
1

ENVIRONMENT
Indoor

DIMENSIONS
H: 70 cm / 27,5"
SH: 40 cm / 15,7"
W: 144 cm / 56,6"
D: 96 cm / 37,8"
SD: 66 cm / 25,9"

PRODUCTION PROCESS
Each module is constructed with a
structural frame made from chipboard,
plywood and solid wood. Seat, backrest and
armrests consist of a double foam layer
with no-sag springs.

COLOUR
Dependent upon selected upholstery
Black glides (RAL 9005)

GLOSS
N / A

MATERIALS

Seat
Pine, plywood, MDF, steel (spring), HR
Foam and upholstery

Glides and connector
Plastic, steel, felt

WEIGHT
37,5 kg / 82,67 lb

CORNER VARIANTS
Corner modules come in left and right
variants according to fabric weave
direction. Please ensure you select the
correct one for your needs.

TEST
N / A

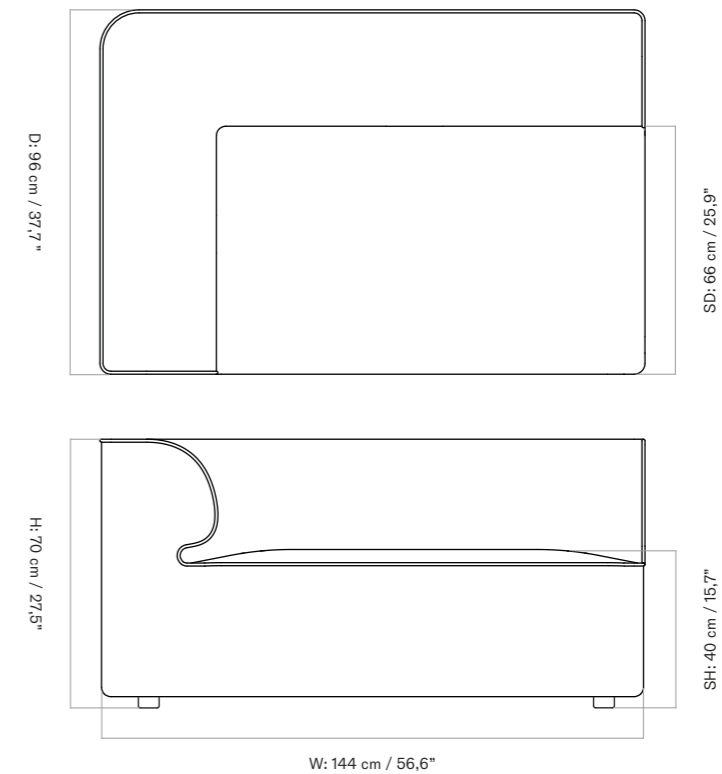
CERTIFICATIONS
TSCA title VI compliant

Declare.

PACKAGING TYPE
Brown box

PACKAGING MEASUREMENTS
(H × W × D)
99 cm × 148 cm × 73 cm /
38,9" × 58,3" × 28,7"

MATERIALS & MAINTENANCE
Please see page 680 for materials, care and
maintenance instructions.













SPEC OPTIONS
6–8 weeks delivery time

SKU	VARIANT
	<i>Corner, 144</i>
9969500	<i>Price Category 0</i> Audo Bouclé, Audo
9969501	<i>Price Category 1</i> Barnum Bouclé, Audo / Champion, JAB / Illusion, Nevotex / Hot Madison, JAB / Maple, Kvadrat / Remix 3, Kvadrat / Re-wool, Kvadrat
9969502	<i>Price Category 2</i> Canvas 2, Kvadrat / Clay, Kvadrat, Sahco / Colline 2, Kvadrat / Fiord 2, Kvadrat / Hallingdal 65, Kvadrat / Moss, Kvadrat, Sahco / Reflect, Kvadrat / Savanna, Kvadrat / Steelcut 2, Kvadrat / Steelcut Trio 3, Kvadrat
9969503	<i>Price Category 3</i> Arctic, JAB / Safire, Kvadrat, Sahco / Vidar 4, Kvadrat, Sahco / Zero, Kvadrat, Sahco
9969504	<i>Price Category 4</i> Doppiapanama, Dedar / Lupo, Dedar











EAVE MODULAR SOFA 96, CORNER 144
Designed by *Norm Architects*

[BACK TO START](#)

RECOMMENDED COMBINATIONS
6–8 weeks delivery time

SKU	VARIANT
<i>Corner 144, Left</i>	
9969500-000000ZZ	 EAVE MODULAR 96, CORNER 144, LEFT / AUDIO BOUCLÉ 02 (NEW)
9969500-000100ZZ	 EAVE MODULAR 96, CORNER 144, LEFT / AUDIO BOUCLÉ 06 (NEW)
9969500-000300ZZ	 EAVE MODULAR 96, CORNER 144, LEFT / AUDIO BOUCLÉ 08 (NEW)
9969500-000500ZZ	 EAVE MODULAR 96, CORNER 144, LEFT / AUDIO BOUCLÉ 16 (NEW)
9969501-000B00ZZ	 EAVE MODULAR 96, CORNER 144, LEFT / CHAMPION 035 (NEW)
9969502-000T01ZZ	 EAVE MODULAR 96, CORNER 144, LEFT / MOSS 18 (NEW)
9969502-000X01ZZ	 EAVE MODULAR 96, CORNER 144, LEFT / MOSS 22 (NEW)
9969502-000300ZZ	 EAVE MODULAR 96, CORNER 144, LEFT / SAVANNA 202 (NEW)
9969503-000000ZZ	 EAVE MODULAR 96, CORNER 144, LEFT / SAFIRE 001 (NEW)
9969503-000B00ZZ	 EAVE MODULAR 96, CORNER 144, LEFT / SAFIRE 012 (NEW)

RECOMMENDED COMBINATIONS
6–8 weeks delivery time

SKU	VARIANT
<i>Corner 144, Right</i>	
9969500-030000ZZ	 EAVE MODULAR 96, CORNER 144, RIGHT / AUDIO BOUCLÉ 02 (NEW)
9969500-030100ZZ	 EAVE MODULAR 96, CORNER 144, RIGHT / AUDIO BOUCLÉ 06 (NEW)
9969500-030300ZZ	 EAVE MODULAR 96, CORNER 144, RIGHT / AUDIO BOUCLÉ 08 (NEW)
9969500-030500ZZ	 EAVE MODULAR 96, CORNER 144, RIGHT / AUDIO BOUCLÉ 16 (NEW)
9969501-030B00ZZ	 EAVE MODULAR 96, CORNER 144, RIGHT / CHAMPION 035 (NEW)
9969502-030T01ZZ	 EAVE MODULAR 96, CORNER 144, RIGHT / MOSS 18 (NEW)
9969502-030X01ZZ	 EAVE MODULAR 96, CORNER 144, RIGHT / MOSS 22 (NEW)
9969502-030300ZZ	 EAVE MODULAR 96, CORNER 144, RIGHT / SAVANNA 202 (NEW)
9969503-030000ZZ	 EAVE MODULAR 96, CORNER 144, RIGHT / SAFIRE 001 (NEW)
9969503-030B00ZZ	 EAVE MODULAR 96, CORNER 144, RIGHT / SAFIRE 012 (NEW)

EAVE MODULAR SOFA 96, CORNER 192
Designed by *Norm Architects*

[BACK TO START](#)

The result of a collaboration between Audo Copenhagen and Norm Architects, the Eave Collection of module sofas allows for total customisation of living and lounge spaces thanks to comfortable and generously proportioned corner, open end and chaise longue segments in softly minimal silhouettes.

PRODUCT OPTIONS

Corner left



Corner right



Spec options

Available in fabrics from our upholstery programme.
Standard lead times apply.

For custom upholstery, please refer to the guiding
textile/leather consumption:
COM: 6,1 m / 6,67 yds

Prices excl. custom upholstery are equal to Price Category 1
Textile or Leather. Contact sales support to place your order.

The above textile consumption is only valid for textile rolls with a width equal to
or greater than 140 cm. For smaller textile rolls, please contact Sales Support for
guidance. For textile with pattern, please expect a higher usage for correct pattern
fitting. Please contact Sales Support for guidance.

TECHNICAL SPECIFICATIONS

PRODUCT TYPE
Sofa

COLLI
1

ENVIRONMENT
Indoor

DIMENSIONS
H: 70 cm / 27,5"
SH: 40 cm / 15,7"
W: 192 cm / 75,5"
D: 96 cm / 37,8"
SD: 66 cm / 25,9"

PRODUCTION PROCESS
Each module is constructed with a
structural frame made from chipboard,
plywood and solid wood. Seat, backrest and
armrests consist of a double foam layer
with no-sag springs.

COLOUR
Dependent upon selected upholstery
Black glides (RAL 9005)

GLOSS
N / A

MATERIALS

Seat
Pine, plywood, MDF, steel (spring), HR
Foam and upholstery

Glides and connector
Plastic, steel, felt

WEIGHT
38,3 kg / 18,3 lb

CORNER VARIANTS
Corner modules come in left and right
variants according to fabric weave
direction. Please ensure you select the
correct one for your needs.

TEST
N / A

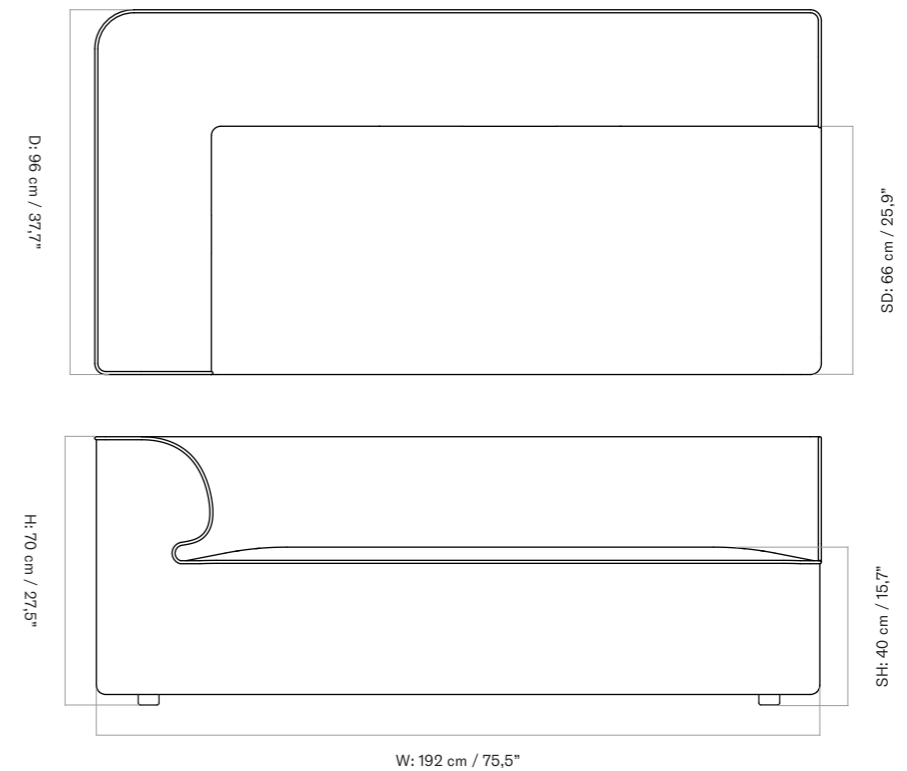
CERTIFICATIONS
TSCA title VI compliant

Declare.

PACKAGING TYPE
Brown box

PACKAGING MEASUREMENTS
(H × W × D)
99 cm × 195 cm × 73 cm /
38,9" × 76,7" × 28,7"

MATERIALS & MAINTENANCE
Please see page 680 for materials, care and
maintenance instructions.













SPEC OPTIONS
6–8 weeks delivery time

SKU	VARIANT
	<i>Corner, 192</i>
9969200	<i>Price Category 0</i> Audo Bouclé, Audo
9969201	<i>Price Category 1</i> Barnum Bouclé, Audo / Champion, JAB / Illusion, Nevotex / Hot Madison, JAB / Maple, Kvadrat / Remix 3, Kvadrat / Re-wool, Kvadrat
9969202	<i>Price Category 2</i> Canvas 2, Kvadrat / Clay, Kvadrat, Sahco / Colline 2, Kvadrat / Fiord 2, Kvadrat / Hallingdal 65, Kvadrat / Moss, Kvadrat, Sahco / Reflect, Kvadrat / Savanna, Kvadrat / Steelcut 2, Kvadrat / Steelcut Trio 3, Kvadrat
9969203	<i>Price Category 3</i> Arctic, JAB / Safire, Kvadrat, Sahco / Vidar 4, Kvadrat, Sahco / Zero, Kvadrat, Sahco
9969204	<i>Price Category 4</i> Doppiapanama, Dedar / Lupo, Dedar











EAVE MODULAR SOFA 96, CORNER 192
Designed by *Norm Architects*

[BACK TO START](#)

RECOMMENDED COMBINATIONS
6–8 weeks delivery time

SKU	VARIANT
<i>Corner 192, Left</i>	
9969200-000000ZZ	 EAVE MODULAR 96, CORNER 192, LEFT / AUDO BOUCLÉ 02 (NEW)
9969200-000100ZZ	 EAVE MODULAR 96, CORNER 192, LEFT / AUDO BOUCLÉ 06 (NEW)
9969200-000300ZZ	 EAVE MODULAR 96, CORNER 192, LEFT / AUDO BOUCLÉ 08 (NEW)
9969200-000500ZZ	 EAVE MODULAR 96, CORNER 192, LEFT / AUDO BOUCLÉ 16 (NEW)
9969201-000B00ZZ	 EAVE MODULAR 96, CORNER 192, LEFT / CHAMPION 035 (NEW)
9969202-000T01ZZ	 EAVE MODULAR 96, CORNER 192, LEFT / MOSS 18 (NEW)
9969202-000X01ZZ	 EAVE MODULAR 96, CORNER 192, LEFT / MOSS 22 (NEW)
9969202-000300ZZ	 EAVE MODULAR 96, CORNER 192, LEFT / SAVANNA 202 (NEW)
9969203-000000ZZ	 EAVE MODULAR 96, CORNER 192, LEFT / SAFIRE 001 (NEW)
9969203-000B00ZZ	 EAVE MODULAR 96, CORNER 192, LEFT / SAFIRE 012 (NEW)

RECOMMENDED COMBINATIONS
6–8 weeks delivery time

SKU	VARIANT
<i>Corner 192, Right</i>	
9969200-030000ZZ	 EAVE MODULAR 96, CORNER 192, RIGHT / AUDO BOUCLÉ 02 (NEW)
9969200-030100ZZ	 EAVE MODULAR 96, CORNER 192, RIGHT / AUDO BOUCLÉ 06 (NEW)
9969200-030300ZZ	 EAVE MODULAR 96, CORNER 192, RIGHT / AUDO BOUCLÉ 08 (NEW)
9969200-030500ZZ	 EAVE MODULAR 96, CORNER 192, RIGHT / AUDO BOUCLÉ 16 (NEW)
9969201-030B00ZZ	 EAVE MODULAR 96, CORNER 192, RIGHT / CHAMPION 035 (NEW)
9969202-030T01ZZ	 EAVE MODULAR 96, CORNER 192, RIGHT / MOSS 18 (NEW)
9969202-030X01ZZ	 EAVE MODULAR 96, CORNER 192, RIGHT / MOSS 22 (NEW)
9969202-030300ZZ	 EAVE MODULAR 96, CORNER 192, RIGHT / SAVANNA 202 (NEW)
9969203-030000ZZ	 EAVE MODULAR 96, CORNER 192, RIGHT / SAFIRE 001 (NEW)
9969203-030B00ZZ	 EAVE MODULAR 96, CORNER 192, RIGHT / SAFIRE 012 (NEW)



EAVE MODULAR SOFA 96, OPEN END 144
Designed by *Norm Architects*

[BACK TO START](#)

The result of a collaboration between Audo Copenhagen and Norm Architects, the Eave Collection of module sofas allows for total customisation of living and lounge spaces thanks to comfortable and generously proportioned corner, open end and chaise longue segments in softly minimal silhouettes.

PRODUCT OPTIONS

Open end left



Open end right



Spec options

Available in fabrics from our upholstery programme.
Standard lead times apply.

For custom upholstery, please refer to the guiding textile/leather consumption:
COM: 4,3 m / 4,73 yds

Prices excl. custom upholstery are equal to Price Category 1 Textile or Leather. Contact sales support to place your order.

The above textile consumption is only valid for textile rolls with a width equal to or greater than 140 cm. For smaller textile rolls, please contact Sales Support for guidance. For textile with pattern, please expect a higher usage for correct pattern fitting. Please contact Sales Support for guidance.

TECHNICAL SPECIFICATIONS

PRODUCT TYPE
Sofa

COLLI
1

ENVIRONMENT
Indoor

DIMENSIONS
H: 70 cm / 27,5"
SH: 40 cm / 15,7"
W: 144 cm / 56,6"
D: 96 cm / 37,8"
SD: 66 cm / 25,9"

PRODUCTION PROCESS
Each module is constructed with a structural frame made from chipboard, plywood and solid wood. Seat, backrest and armrests consist of a double foam layer with no-sag springs.

COLOUR
Dependent upon selected upholstery
Black glides (RAL 9005)

GLOSS
N / A

MATERIALS

Seat
Pine, plywood, MDF, steel (spring), HR
Foam and upholstery

Glides and connector
Plastic, steel, felt

WEIGHT
37,5 kg / 82,67 lb

TEST
N / A

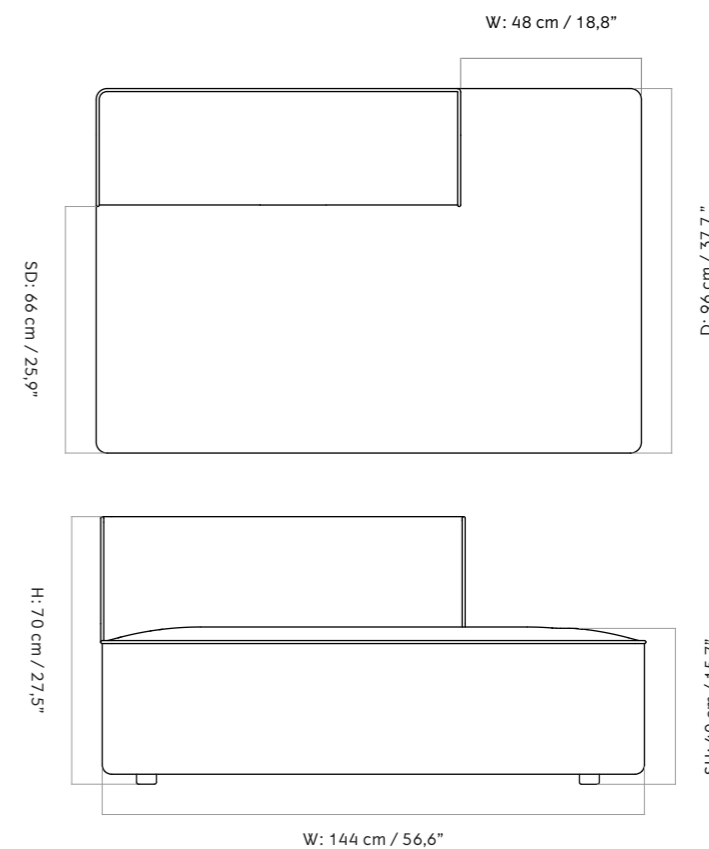
CERTIFICATIONS
TSCA title VI compliant

Declare.

PACKAGING TYPE
Brown box

PACKAGING MEASUREMENTS
(H × W × D)
99 cm × 148 cm × 73 cm /
38,9" × 58,3" × 28,7"

MATERIALS & MAINTENANCE
Please see page 680 for materials, care and maintenance instructions.





EAVE MODULAR SOFA 96, OPEN END 144
Designed by *Norm Architects*

[BACK TO START](#)

SPEC OPTIONS
6–8 weeks delivery time











SKU	VARIANT
	<i>Open End, 144</i>
9969400	<i>Price Category 0</i> Audo Bouclé, Audo
9969401	<i>Price Category 1</i> Barnum Bouclé, Audo / Champion, JAB / Illusion, Nevotex / Hot Madison, JAB / Maple, Kvadrat / Remix 3, Kvadrat / Re-wool, Kvadrat
9969402	<i>Price Category 2</i> Canvas 2, Kvadrat / Clay, Kvadrat, Sahco / Colline 2, Kvadrat / Fiord 2, Kvadrat / Hallingdal 65, Kvadrat / Moss, Kvadrat, Sahco / Reflect, Kvadrat / Savanna, Kvadrat / Steelcut 2, Kvadrat / Steelcut Trio 3, Kvadrat
9969403	<i>Price Category 3</i> Arctic, JAB / Safire, Kvadrat, Sahco / Vidar 4, Kvadrat, Sahco / Zero, Kvadrat, Sahco
9969404	<i>Price Category 4</i> Doppiapanama, Dedar / Lupo, Dedar













EAVE MODULAR SOFA 96, OPEN END 144
Designed by *Norm Architects*

[BACK TO START](#)

RECOMMENDED COMBINATIONS
6–8 weeks delivery time

SKU	VARIANT
<i>Open End 144, Left</i>	
9969400-000000ZZ	 EAVE MODULAR 96, OPEN END 144, LEFT / AUDO BOUCLÉ 02 (NEW)
9969400-000100ZZ	 EAVE MODULAR 96, OPEN END 144, LEFT / AUDO BOUCLÉ 06 (NEW)
9969400-000300ZZ	 EAVE MODULAR 96, OPEN END 144, LEFT / AUDO BOUCLÉ 08 (NEW)
9969400-000500ZZ	 EAVE MODULAR 96, OPEN END 144, LEFT / AUDO BOUCLÉ 16 (NEW)
9969401-000B00ZZ	 EAVE MODULAR 96, OPEN END 144, LEFT / CHAMPION 035 (NEW)
9969402-000T01ZZ	 EAVE MODULAR 96, OPEN END 144, LEFT / MOSS 18 (NEW)
9969402-000X01ZZ	 EAVE MODULAR 96, OPEN END 144, LEFT / MOSS 22 (NEW)
9969402-000300ZZ	 EAVE MODULAR 96, OPEN END 144, LEFT / SAVANNA 202 (NEW)
9969403-000000ZZ	 EAVE MODULAR 96, OPEN END 144, LEFT / SAFIRE 001 (NEW)
9969403-000B00ZZ	 EAVE MODULAR 96, OPEN END 144, LEFT / SAFIRE 012 (NEW)

RECOMMENDED COMBINATIONS
6–8 weeks delivery time

SKU	VARIANT
<i>Open End 144, Right</i>	
9969400-030000ZZ	 EAVE MODULAR 96, OPEN END 144, RIGHT / AUDO BOUCLÉ 02 (NEW)
9969400-030100ZZ	 EAVE MODULAR 96, OPEN END 144, RIGHT / AUDO BOUCLÉ 06 (NEW)
9969400-030300ZZ	 EAVE MODULAR 96, OPEN END 144, RIGHT / AUDO BOUCLÉ 08 (NEW)
9969400-030500ZZ	 EAVE MODULAR 96, OPEN END 144, RIGHT / AUDO BOUCLÉ 16 (NEW)
9969401-030B00ZZ	 EAVE MODULAR 96, OPEN END 144, RIGHT / CHAMPION 035 (NEW)
9969402-030T01ZZ	 EAVE MODULAR 96, OPEN END 144, RIGHT / MOSS 18 (NEW)
9969402-030X01ZZ	 EAVE MODULAR 96, OPEN END 144, RIGHT / MOSS 22 (NEW)
9969402-030300ZZ	 EAVE MODULAR 96, OPEN END 144, RIGHT / SAVANNA 202 (NEW)
9969403-030000ZZ	 EAVE MODULAR 96, OPEN END 144, RIGHT / SAFIRE 001 (NEW)
9969403-030B00ZZ	 EAVE MODULAR 96, OPEN END 144, RIGHT / SAFIRE 012 (NEW)



EAVE MODULAR SOFA 96, CHAISE LONGUE
Designed by *Norm Architects*

The result of a collaboration between Audo Copenhagen and Norm Architects, the Eave Collection of module sofas allows for total customisation of living and lounge spaces thanks to comfortable and generously proportioned corner, open end and chaise longue segments in softly minimal silhouettes.

PRODUCT OPTIONS

Chaise Longue left



Chaise Longue right



Spec options

Available in fabrics from our upholstery programme.
Standard lead times apply.

For custom upholstery, please refer to the guiding
textile/leather consumption:
COM: 4,5 m / 4,92 yds

Prices excl. custom upholstery are equal to Price Category 1
Textile or Leather. Contact sales support to place your order.

The above textile consumption is only valid for textile rolls with a width equal to
or greater than 140 cm. For smaller textile rolls, please contact Sales Support for
guidance. For textile with pattern, please expect a higher usage for correct pattern
fitting. Please contact Sales Support for guidance.

TECHNICAL SPECIFICATIONS

PRODUCT TYPE
Sofa

COLLI
1

ENVIRONMENT
Indoor

DIMENSIONS
H: 70 cm / 27,5"
SH: 40 cm / 15,7"
W: 144 cm / 56,6"
D: 96 cm / 37,8"
SD: 66 cm / 25,9"

PRODUCTION PROCESS
Each module is constructed with a
structural frame made from chipboard,
plywood and solid wood. Seat, backrest and
armrests consist of a double foam layer
with no-sag springs.

COLOUR
Dependent upon selected upholstery
Black glides (RAL 9005)

GLOSS
N / A

MATERIALS

Seat
Pine, plywood, MDF, steel (spring), HR
Foam and upholstery

Glides and connector
Plastic, steel, felt

WEIGHT
37,5 kg / 82,67 lb

TEST
N / A

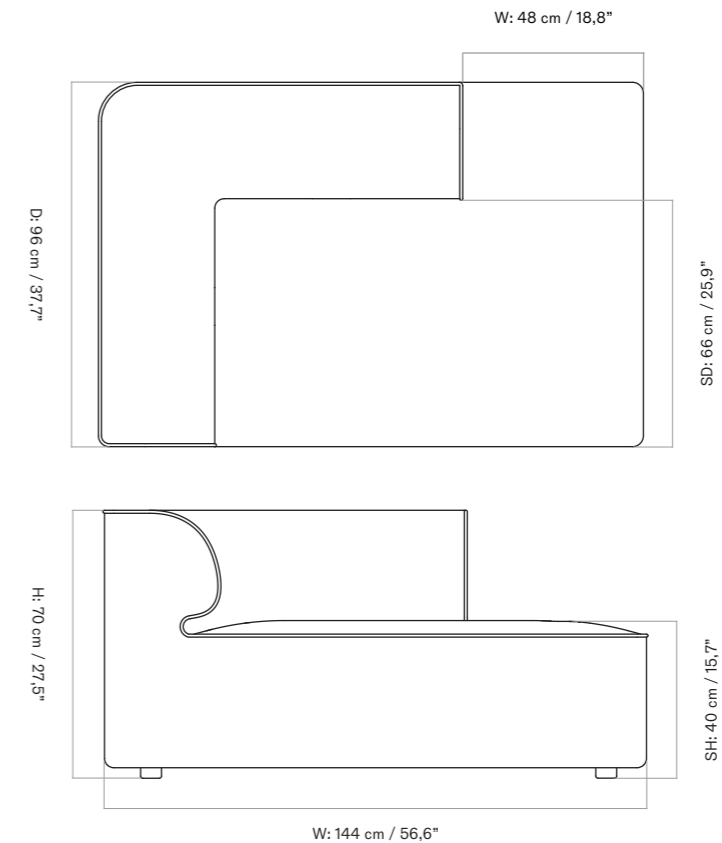
CERTIFICATIONS
TSCA title VI compliant

Declare.

PACKAGING TYPE
Brown box

PACKAGING MEASUREMENTS
(H × W × D)
99 cm × 148 cm × 73 cm /
38,9" × 58,3" × 28,7"

MATERIALS & MAINTENANCE
Please see page 680 for materials, care and
maintenance instructions.





EAVE MODULAR SOFA 96, CHAISE LONGUE
Designed by *Norm Architects*

[BACK TO START](#)

SPEC OPTIONS
6–8 weeks delivery time











SKU	VARIANT
	<i>Chaise Longue</i>
9969300	<i>Price Category 0</i> Audo Bouclé, Audo
9969301	<i>Price Category 1</i> Barnum Bouclé, Audo / Champion, JAB / Illusion, Nevotex / Hot Madison, JAB / Maple, Kvadrat / Remix 3, Kvadrat / Re-wool, Kvadrat
9969302	<i>Price Category 2</i> Canvas 2, Kvadrat / Clay, Kvadrat, Sahco / Colline 2, Kvadrat / Fiord 2, Kvadrat / Hallingdal 65, Kvadrat / Moss, Kvadrat, Sahco / Reflect, Kvadrat / Savanna, Kvadrat / Steelcut 2, Kvadrat / Steelcut Trio 3, Kvadrat
9969303	<i>Price Category 3</i> Arctic, JAB / Safire, Kvadrat, Sahco / Vidar 4, Kvadrat, Sahco / Zero, Kvadrat, Sahco
9969304	<i>Price Category 4</i> Doppiapanama, Dedar / Lupo, Dedar













EAVE MODULAR SOFA 96, CHAISE LONGUE
Designed by *Norm Architects*

[BACK TO START](#)

RECOMMENDED COMBINATIONS
6–8 weeks delivery time

SKU	VARIANT
<i>Chaise Longue, Left</i>	
9969300-000000ZZ	 EAVE MODULAR 96, CHAISE LONGUE, LEFT / AUDIO BOUCLÉ 02 (NEW)
9969300-000100ZZ	 EAVE MODULAR 96, CHAISE LONGUE, LEFT / AUDIO BOUCLÉ 06 (NEW)
9969300-000300ZZ	 EAVE MODULAR 96, CHAISE LONGUE, LEFT / AUDIO BOUCLÉ 08 (NEW)
9969300-000500ZZ	 EAVE MODULAR 96, CHAISE LONGUE, LEFT / AUDIO BOUCLÉ 16 (NEW)
9969301-000B00ZZ	 EAVE MODULAR 96, CHAISE LONGUE, LEFT / CHAMPION 035 (NEW)
9969302-000T01ZZ	 EAVE MODULAR 96, CHAISE LONGUE, LEFT / MOSS 18 (NEW)
9969302-000X01ZZ	 EAVE MODULAR 96, CHAISE LONGUE, LEFT / MOSS 22 (NEW)
9969302-000300ZZ	 EAVE MODULAR 96, CHAISE LONGUE, LEFT / SAVANNA 202 (NEW)
9969303-000000ZZ	 EAVE MODULAR 96, CHAISE LONGUE, LEFT / SAFIRE 001 (NEW)
9969303-000B00ZZ	 EAVE MODULAR 96, CHAISE LONGUE, LEFT / SAFIRE 012 (NEW)

RECOMMENDED COMBINATIONS
6–8 weeks delivery time

SKU	VARIANT
<i>Chaise Longue, Right</i>	
9969300-030000ZZ	 EAVE MODULAR 96, CHAISE LONGUE, RIGHT / AUDIO BOUCLÉ 02 (NEW)
9969300-030100ZZ	 EAVE MODULAR 96, CHAISE LONGUE, RIGHT / AUDIO BOUCLÉ 06 (NEW)
9969300-030300ZZ	 EAVE MODULAR 96, CHAISE LONGUE, RIGHT / AUDIO BOUCLÉ 08 (NEW)
9969300-030500ZZ	 EAVE MODULAR 96, CHAISE LONGUE, RIGHT / AUDIO BOUCLÉ 16 (NEW)
9969301-030B00ZZ	 EAVE MODULAR 96, CHAISE LONGUE, RIGHT / CHAMPION 035 (NEW)
9969302-030T01ZZ	 EAVE MODULAR 96, CHAISE LONGUE, RIGHT / MOSS 18 (NEW)
9969302-030X01ZZ	 EAVE MODULAR 96, CHAISE LONGUE, RIGHT / MOSS 22 (NEW)
9969302-030300ZZ	 EAVE MODULAR 96, CHAISE LONGUE, RIGHT / SAVANNA 202 (NEW)
9969303-030000ZZ	 EAVE MODULAR 96, CHAISE LONGUE, RIGHT / SAFIRE 001 (NEW)
9969303-030B00ZZ	 EAVE MODULAR 96, CHAISE LONGUE, RIGHT / SAFIRE 012 (NEW)

EAVE MODULAR SOFA 96, 2 SEATER, CONFIGURATION 1
Designed by *Norm Architects*

[BACK TO START](#)

The result of a collaboration between Audo Copenhagen and Norm Architects, the Eave Collection of module sofas allows for total customisation of living and lounge spaces thanks to comfortable and generously proportioned corner, open end and chaise longue segments in softly minimal silhouettes.

PRODUCT OPTIONS



TECHNICAL SPECIFICATIONS

PRODUCT TYPE
Sofa

COLLI
1

ENVIRONMENT
Indoor

DIMENSIONS
H: 70 cm / 27,5"
SH: 40 cm / 15,7"
W: 192 cm / 75,5"
D: 96 cm / 37,8"
SD: 66 cm / 25,9"

PRODUCTION PROCESS
Each module is constructed with a structural frame made from chipboard, plywood and solid wood. Seat, backrest and armrests consist of a double foam layer with no-sag springs.

COLOUR
Dependent upon selected upholstery
Black glides (RAL 9005)

GLOSS
N / A

MATERIALS

Seat
Pine, plywood, MDF, steel (spring), HR
Foam and upholstery

Glides and connector
Plastic, steel, felt

WEIGHT
2 × Corner, 96: 38 kg / 83,8 lb

TEST
N / A

CERTIFICATIONS
TSCA title VI compliant

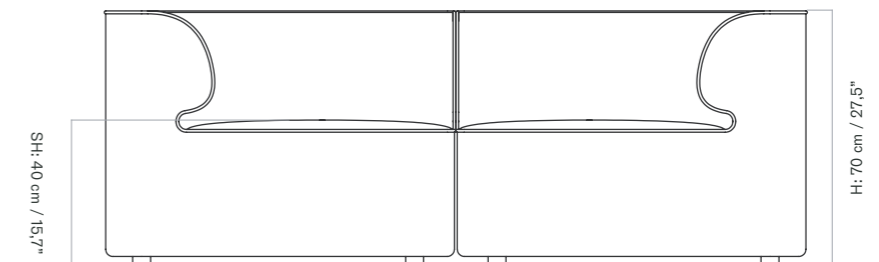
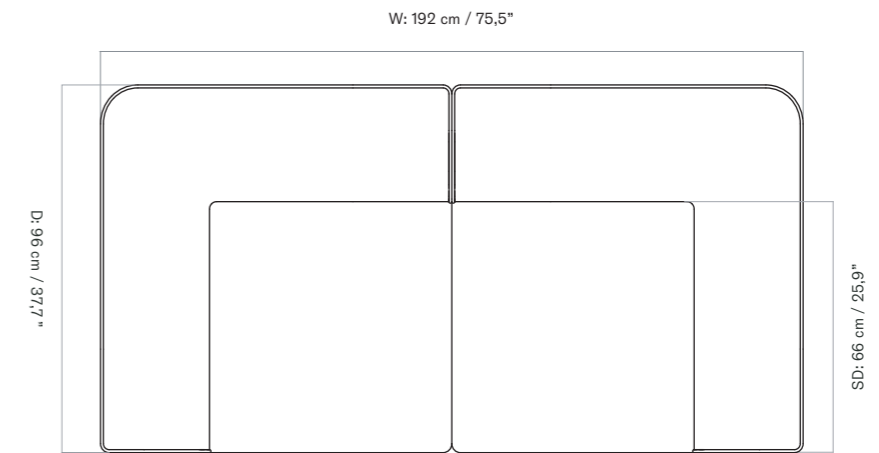
Declare.

PACKAGING TYPE
Brown box











PACKAGING MEASUREMENTS
(H × W × D)

2 × *Corner, 96*
73 cm × 98 cm × 102 cm /
28,7" × 38,6" × 40,2"

MATERIALS & MAINTENANCE
Please see page 680 for materials, care and maintenance instructions.



RECOMMENDED COMBINATIONS
6–8 weeks delivery time

SKU	VARIANT
<i>Configuration 1</i>	
9987000-000000ZZ	 EAVE MODULAR 96, 2 SEATER, CONFIGURATION 1 / AUDO BOUCLÉ 02 (NEW)
9987000-000100ZZ	 EAVE MODULAR 96, 2 SEATER, CONFIGURATION 1 / AUDO BOUCLÉ 06 (NEW)
9987000-000300ZZ	 EAVE MODULAR 96, 2 SEATER, CONFIGURATION 1 / AUDO BOUCLÉ 08 (NEW)
9987000-000500ZZ	 EAVE MODULAR 96, 2 SEATER, CONFIGURATION 1 / AUDO BOUCLÉ 16 (NEW)
9987001-000B00ZZ	 EAVE MODULAR 96, 2 SEATER, CONFIGURATION 1 / CHAMPION 035 (NEW)
9987002-000H00ZZ	 EAVE MODULAR 96, 2 SEATER, CONFIGURATION 1 / MOSS 18 (NEW)
9987002-000L00ZZ	 EAVE MODULAR 96, 2 SEATER, CONFIGURATION 1 / MOSS 22 (NEW)
9987002-000P01ZZ	 EAVE MODULAR 96, 2 SEATER, CONFIGURATION 1 / SAVANNA 202 (NEW)
9987003-000000ZZ	 EAVE MODULAR 96, 2 SEATER, CONFIGURATION 1 / SAFIRE 001 (NEW)
9987003-000B00ZZ	 EAVE MODULAR 96, 2 SEATER, CONFIGURATION 1 / SAFIRE 012 (NEW)

EAVE MODULAR SOFA 96, 3 SEATER, CONFIGURATION 2
Designed by *Norm Architects*

[BACK TO START](#)

The result of a collaboration between Audo Copenhagen and Norm Architects, the Eave Collection of module sofas allows for total customisation of living and lounge spaces thanks to comfortable and generously proportioned corner, open end and chaise longue segments in softly minimal silhouettes.

PRODUCT OPTIONS



TECHNICAL SPECIFICATIONS

PRODUCT TYPE
Sofa

COLLI
1

ENVIRONMENT
Indoor

DIMENSIONS
H: 70 cm / 27,5"
SH: 40 cm / 15,7"
W: 267 cm / 105,1"
D: 96 cm / 37,8"
SD: 66 cm / 25,9"

PRODUCTION PROCESS
Each module is constructed with a structural frame made from chipboard, plywood and solid wood. Seat, backrest and armrests consist of a double foam layer with no-sag springs.

COLOUR
Dependent upon selected upholstery
Black glides (RAL 9005)

GLOSS
N / A

MATERIALS

Seat
Pine, plywood, MDF, steel (spring), HR
Foam and upholstery

Glides and connector
Plastic, steel, felt

WEIGHT
2 × Corner, 96: 38 kg / 83,8 lb
1 × Open Section, 96: 29 kg / 63,9 lb

TEST
N / A

CERTIFICATIONS
TSCA title VI compliant

Declare.

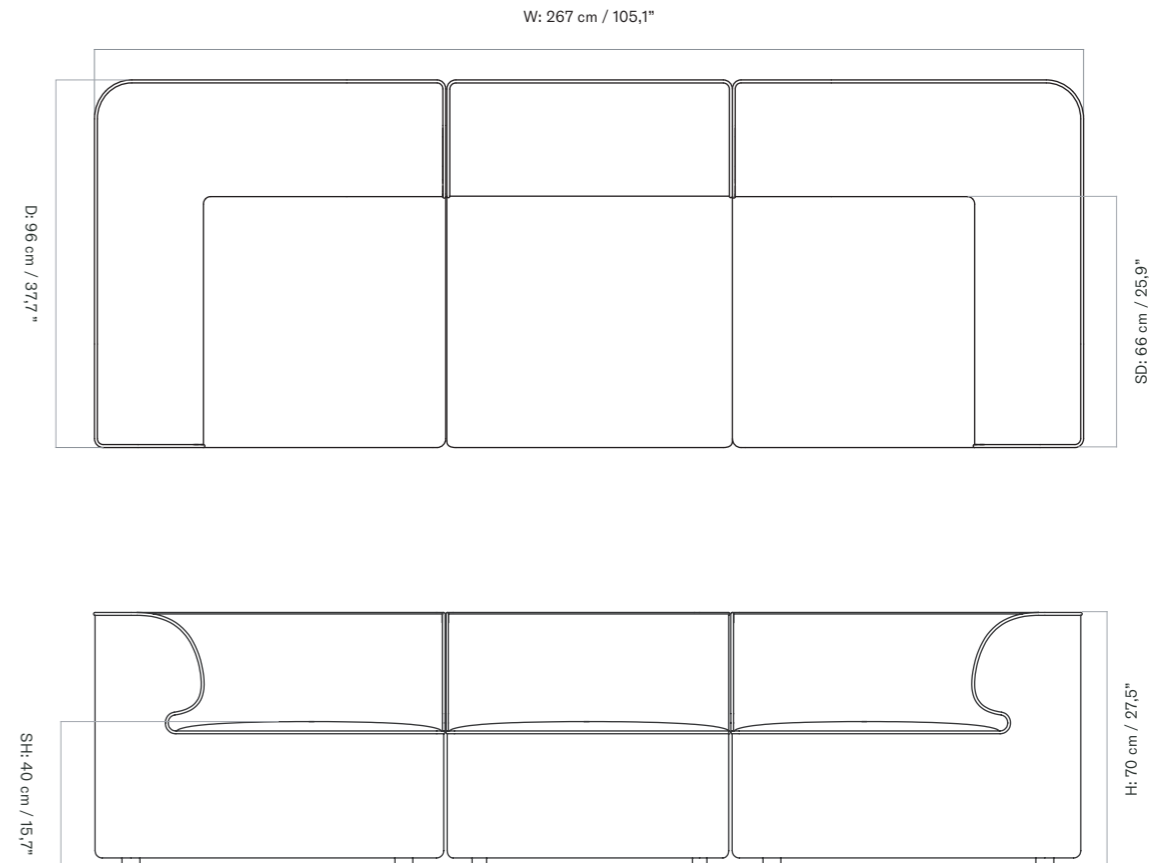
PACKAGING TYPE
Brown box

PACKAGING MEASUREMENTS
(H × W × D)











2 × *Corner, 96*
73 cm × 98 cm × 102 cm /
28,7" × 38,6" × 40,2"

1 × *Open section, 96*
73 cm × 77 cm × 98 cm /
27,7" × 30,3" × 38,6"

MATERIALS & MAINTENANCE
Please see page 680 for materials, care and maintenance instructions.



RECOMMENDED COMBINATIONS
6–8 weeks delivery time

SKU	VARIANT
<i>Configuration 2</i>	
9987100-000000ZZ	 EAVE MODULAR 96, 3 SEATER, CONFIGURATION 2 / AUDDO BOUCLÉ 02 (NEW)
9987100-000100ZZ	 EAVE MODULAR 96, 3 SEATER, CONFIGURATION 2 / AUDDO BOUCLÉ 06 (NEW)
9987100-000300ZZ	 EAVE MODULAR 96, 3 SEATER, CONFIGURATION 2 / AUDDO BOUCLÉ 08 (NEW)
9987100-000500ZZ	 EAVE MODULAR 96, 3 SEATER, CONFIGURATION 2 / AUDDO BOUCLÉ 16 (NEW)
9987101-000B00ZZ	 EAVE MODULAR 96, 3 SEATER, CONFIGURATION 2 / CHAMPION 035 (NEW)
9987102-000B00ZZ	 EAVE MODULAR 96, 3 SEATER, CONFIGURATION 2 / MOSS 18 (NEW)
9987102-000L00ZZ	 EAVE MODULAR 96, 3 SEATER, CONFIGURATION 2 / MOSS 22 (NEW)
9987102-000P01ZZ	 EAVE MODULAR 96, 3 SEATER, CONFIGURATION 2 / SAVANNA 202 (NEW)
9987103-000000ZZ	 EAVE MODULAR 96, 3 SEATER, CONFIGURATION 2 / SAFIRE 001 (NEW)
9987103-000B00ZZ	 EAVE MODULAR 96, 3 SEATER, CONFIGURATION 2 / SAFIRE 012 (NEW)

EAVE MODULAR SOFA 96, 2 SEATER, CONFIGURATIONS 3 & 4
Designed by *Norm Architects*

[BACK TO START](#)

The result of a collaboration between Audo Copenhagen and Norm Architects, the Eave Collection of module sofas allows for total customisation of living and lounge spaces thanks to comfortable and generously proportioned corner, open end and chaise longue segments in softly minimal silhouettes.

PRODUCT OPTIONS

Configuration 3



Configuration 4



PRODUCT TYPE
Sofa

COLLI
1

ENVIRONMENT
Indoor

DIMENSIONS
H: 70 cm / 27,5"
SH: 40 cm / 15,7"
W: 288 cm / 113,3"
D: 96 cm / 37,8"
SD: 66 cm / 25,9"

PRODUCTION PROCESS
Each module is constructed with a structural frame made from chipboard, plywood and solid wood. Seat, backrest and armrests consist of a double foam layer with no-sag springs.

TECHNICAL SPECIFICATIONS

COLOUR
Dependent upon selected upholstery
Black glides (RAL 9005)

GLOSS
N / A

MATERIALS

Seat
Pine, plywood, MDF, steel (spring), HR
Foam and upholstery

Glides and connector
Plastic, steel, felt

WEIGHT
1 × Corner 144: 37,5 kg / 82,67 lb
1 × Open end 144: 37,5 kg / 82,67 lb

TEST
N / A

CERTIFICATIONS
TSCA title VI compliant

Declare.

PACKAGING TYPE
Brown box

PACKAGING MEASUREMENTS
(H × W × D)

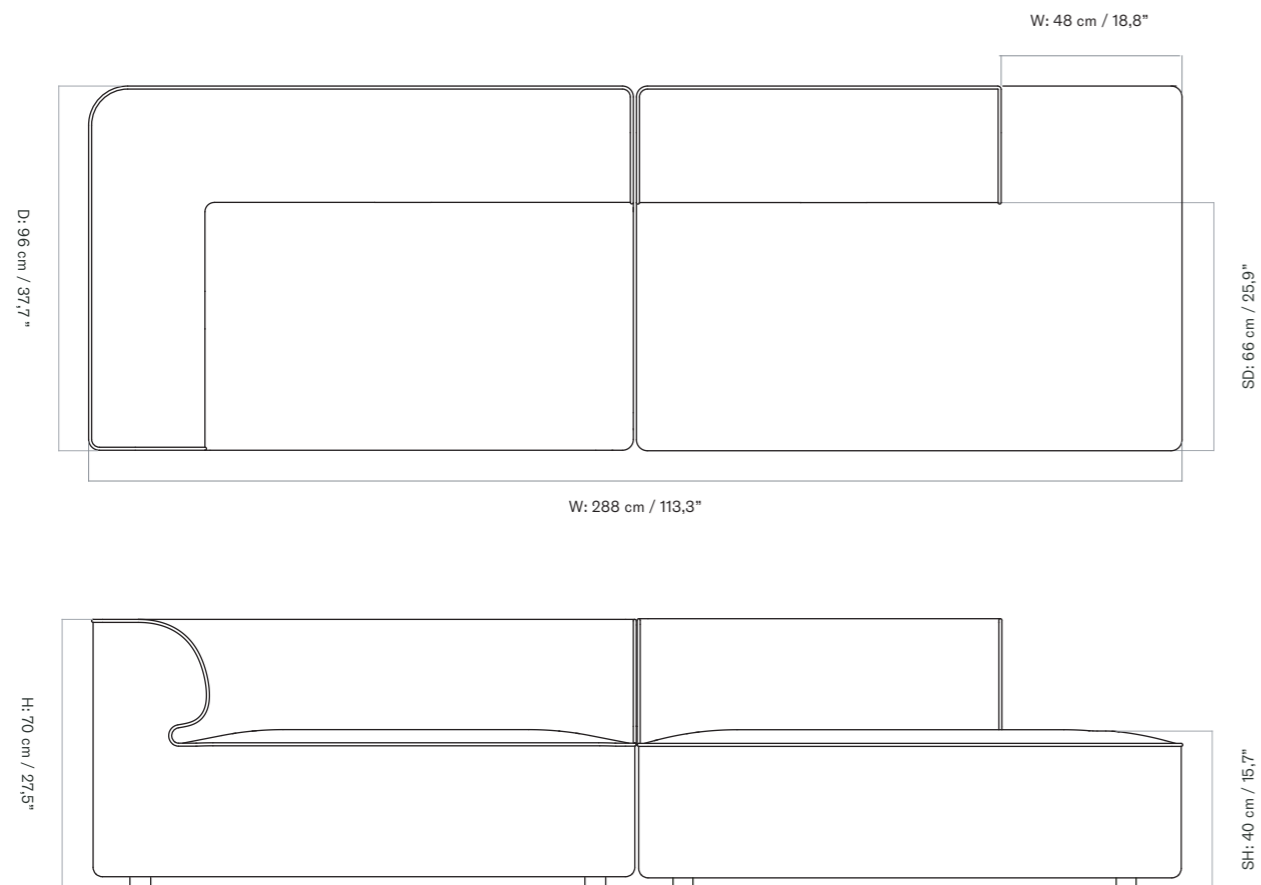
1 × *Corner 144*
99 cm × 148 cm × 73 cm /
38,9" × 58,3" × 28,7"

1 × *Open end 144*
99 cm × 148 cm × 73 cm /
38,9" × 58,3" × 28,7"

MATERIALS & MAINTENANCE
Please see page 680 for materials, care and
maintenance instructions.

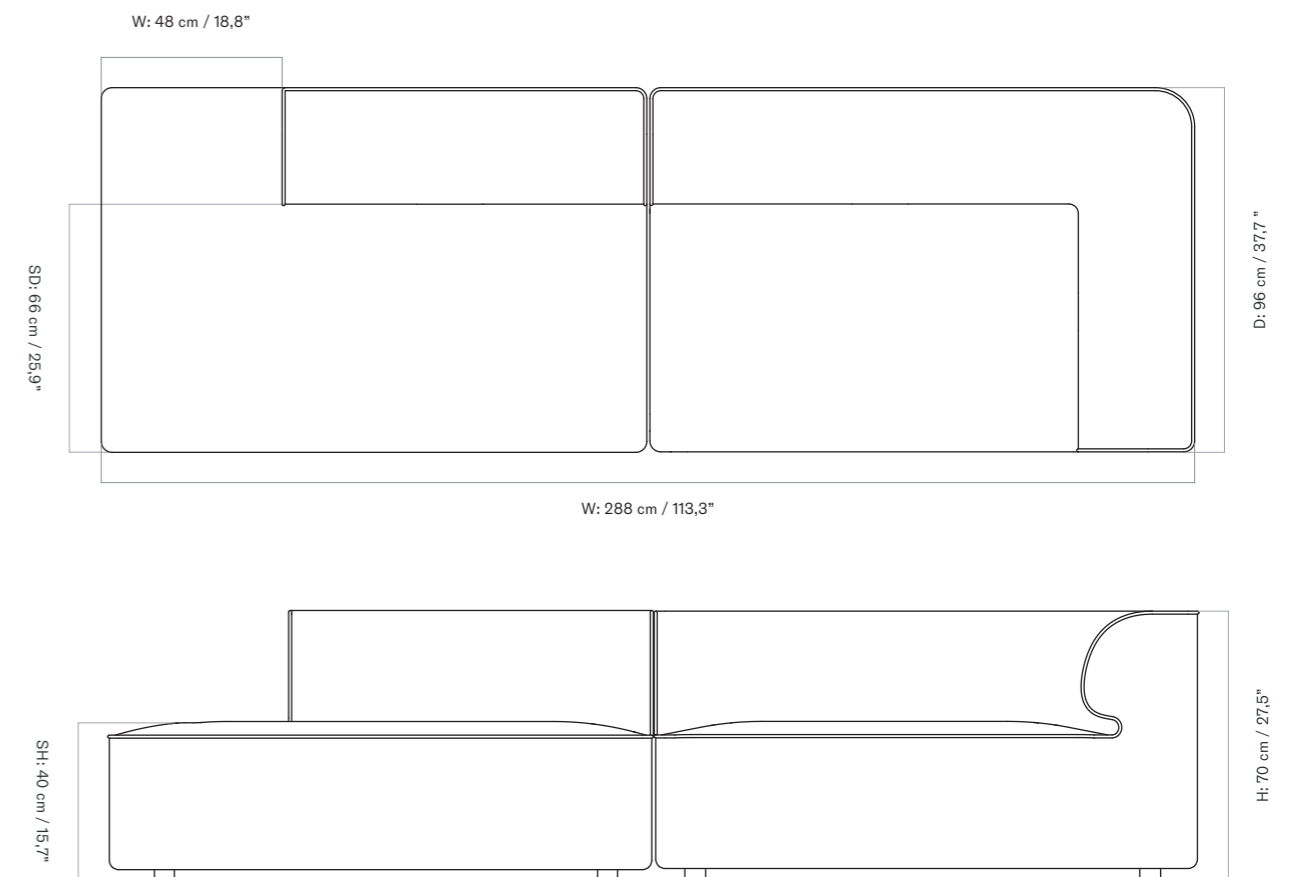
TECHNICAL SPECIFICATIONS

Configuration 3













TECHNICAL SPECIFICATIONS











Configuration 4



RECOMMENDED COMBINATIONS
 6–8 weeks delivery time

SKU	VARIANT
<i>Configuration 3</i>	
9987200-000000ZZ	 EAVE MODULAR 96, 2 SEATER, CONFIGURATION 3 / AUDIO BOUCLÉ 02 (NEW)
9987200-000100ZZ	 EAVE MODULAR 96, 2 SEATER, CONFIGURATION 3 / AUDIO BOUCLÉ 06 (NEW)
9987200-000300ZZ	 EAVE MODULAR 96, 2 SEATER, CONFIGURATION 3 / AUDIO BOUCLÉ 08 (NEW)
9987200-000500ZZ	 EAVE MODULAR 96, 2 SEATER, CONFIGURATION 3 / AUDIO BOUCLÉ 16 (NEW)
9987201-000B00ZZ	 EAVE MODULAR 96, 2 SEATER, CONFIGURATION 3 / CHAMPION 035 (NEW)
9987202-000H00ZZ	 EAVE MODULAR 96, 2 SEATER, CONFIGURATION 3 / MOSS 18 (NEW)
9987202-000L00ZZ	 EAVE MODULAR 96, 2 SEATER, CONFIGURATION 3 / MOSS 22 (NEW)
9987202-000P01ZZ	 EAVE MODULAR 96, 2 SEATER, CONFIGURATION 3 / SAVANNA 202 (NEW)
9987203-000000ZZ	 EAVE MODULAR 96, 2 SEATER, CONFIGURATION 3 / SAFIRE 001 (NEW)
9987203-000B00ZZ	 EAVE MODULAR 96, 2 SEATER, CONFIGURATION 3 / SAFIRE 012 (NEW)

RECOMMENDED COMBINATIONS
 6–8 weeks delivery time

SKU	VARIANT
<i>Configuration 4</i>	
9987300-000000ZZ	 EAVE MODULAR 96, 2 SEATER, CONFIGURATION 4 / AUDIO BOUCLÉ 02 (NEW)
9987300-000100ZZ	 EAVE MODULAR 96, 2 SEATER, CONFIGURATION 4 / AUDIO BOUCLÉ 06 (NEW)
9987300-000300ZZ	 EAVE MODULAR 96, 2 SEATER, CONFIGURATION 4 / AUDIO BOUCLÉ 08 (NEW)
9987300-000500ZZ	 EAVE MODULAR 96, 2 SEATER, CONFIGURATION 4 / AUDIO BOUCLÉ 16 (NEW)
9987301-000B00ZZ	 EAVE MODULAR 96, 2 SEATER, CONFIGURATION 4 / CHAMPION 035 (NEW)
9987302-000H00ZZ	 EAVE MODULAR 96, 2 SEATER, CONFIGURATION 4 / MOSS 18 (NEW)
9987302-000L00ZZ	 EAVE MODULAR 96, 2 SEATER, CONFIGURATION 4 / MOSS 22 (NEW)
9987302-000P01ZZ	 EAVE MODULAR 96, 2 SEATER, CONFIGURATION 4 / SAVANNA 202 (NEW)
9987303-000000ZZ	 EAVE MODULAR 96, 2 SEATER, CONFIGURATION 4 / SAFIRE 001 (NEW)
9987303-000B00ZZ	 EAVE MODULAR 96, 2 SEATER, CONFIGURATION 4 / SAFIRE 012 (NEW)

EAVE MODULAR SOFA 96, 2 SEATER, CONFIGURATIONS 5 & 6
Designed by *Norm Architects*

[BACK TO START](#)

The result of a collaboration between Audo Copenhagen and Norm Architects, the Eave Collection of module sofas allows for total customisation of living and lounge spaces thanks to comfortable and generously proportioned corner, open end and chaise longue segments in softly minimal silhouettes.

PRODUCT OPTIONS

Configuration 5



Configuration 6



PRODUCT TYPE
Sofa

COLLI
1

ENVIRONMENT
Indoor

DIMENSIONS
H: 70 cm / 27,5"
SH: 40 cm / 15,7"
W: 240 cm / 94,4"
D: 96 cm / 37,8"
SD: 66 cm / 25,9"

PRODUCTION PROCESS
Each module is constructed with a structural frame made from chipboard, plywood and solid wood. Seat, backrest and armrests consist of a double foam layer with no-sag springs.

TECHNICAL SPECIFICATIONS

COLOUR
Dependent upon selected upholstery
Black glides (RAL 9005)

GLOSS
N / A

MATERIALS

Seat
Pine, plywood, MDF, steel (spring), HR
Foam and upholstery

Glides and connector
Plastic, steel, felt

WEIGHT
1 × Corner 144: 37,5 kg / 82,67 lb
1 × Chaise lounge 144: 37,5 kg / 82,67 lb

TEST
N / A

CERTIFICATIONS
TSCA title VI compliant

Declare.

PACKAGING TYPE
Brown box

PACKAGING MEASUREMENTS
(H × W × D)

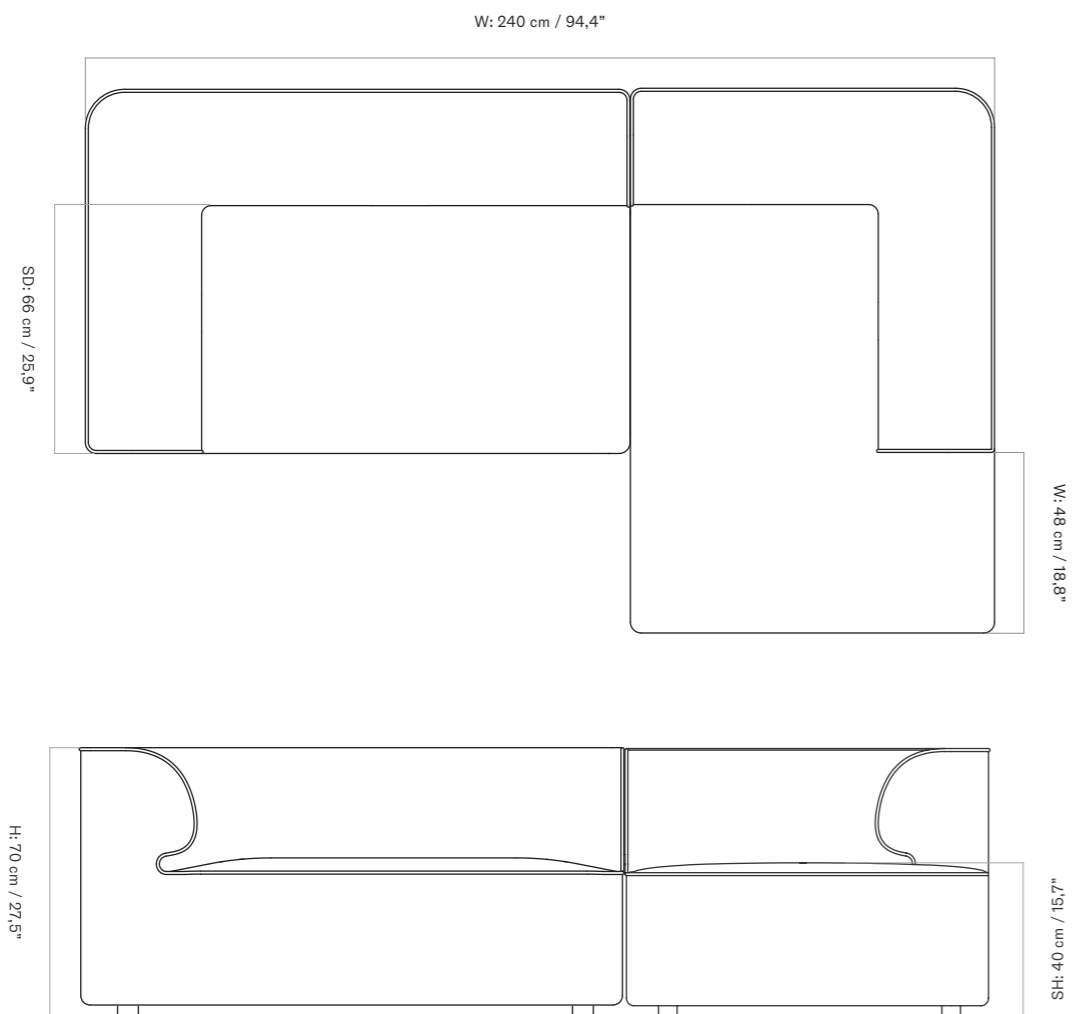
1 × *Corner 144*
99 cm × 148 cm × 73 cm /
38,9" × 58,3" × 28,7"

1 × *Chaise lounge 144*
99 cm × 148 cm × 73 cm /
38,9" × 58,3" × 28,7"

MATERIALS & MAINTENANCE
Please see page 680 for materials, care and maintenance instructions.

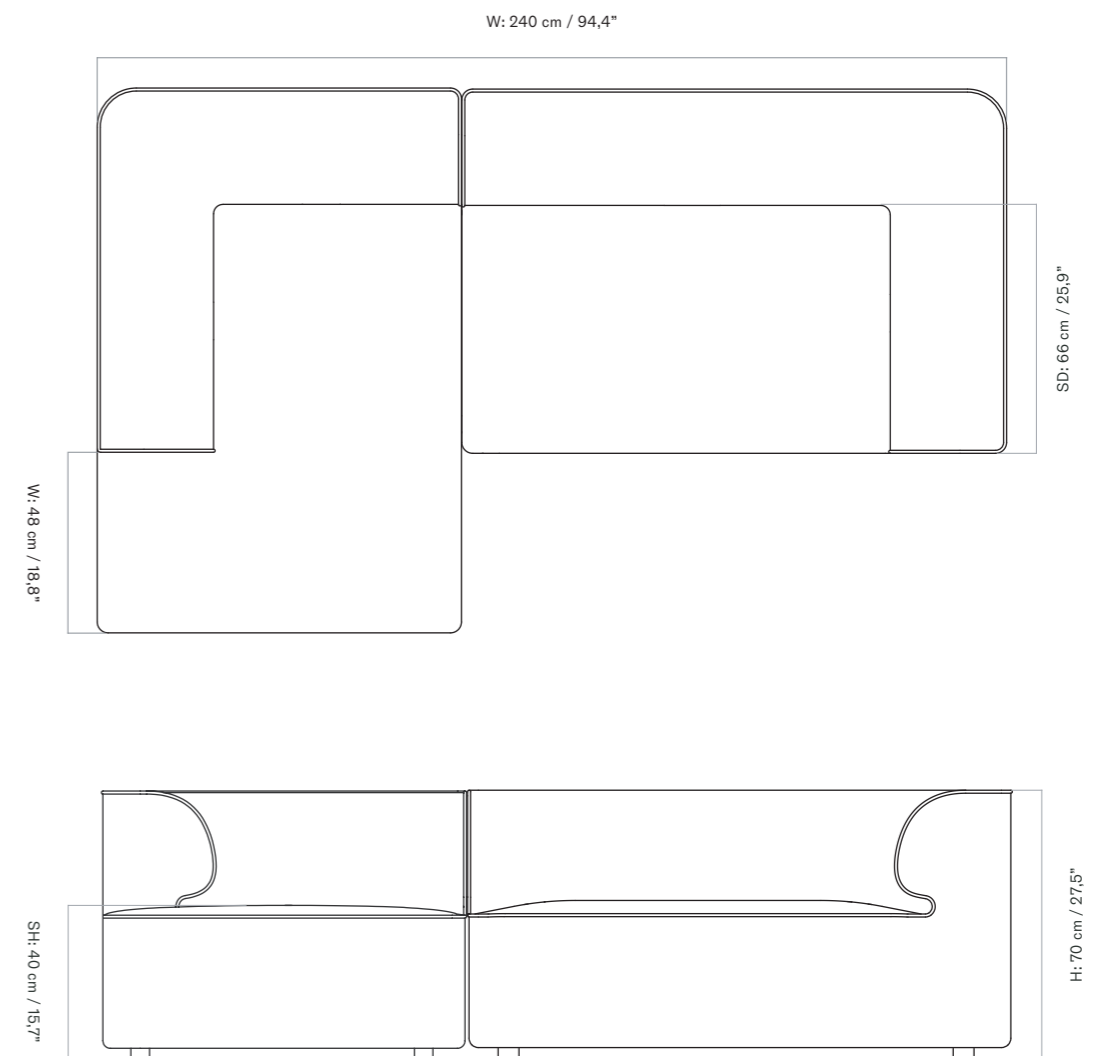
TECHNICAL SPECIFICATIONS

Configuration 5



TECHNICAL SPECIFICATIONS











Configuration 6













EAVE MODULAR SOFA 96, 2 SEATER, CONFIGURATIONS 5 & 6
 Designed by *Norm Architects*

[BACK TO START](#)

RECOMMENDED COMBINATIONS
 6–8 weeks delivery time

SKU	VARIANT
<i>Configuration 5</i>	
9987400-000000ZZ	 EAVE MODULAR 96, 2 SEATER, CONFIGURATION 5 / AUDO BOUCLÉ 02 (NEW)
9987400-000100ZZ	 EAVE MODULAR 96, 2 SEATER, CONFIGURATION 5 / AUDO BOUCLÉ 06 (NEW)
9987400-000300ZZ	 EAVE MODULAR 96, 2 SEATER, CONFIGURATION 5 / AUDO BOUCLÉ 08 (NEW)
9987400-000500ZZ	 EAVE MODULAR 96, 2 SEATER, CONFIGURATION 5 / AUDO BOUCLÉ 16 (NEW)
9987401-000B00ZZ	 EAVE MODULAR 96, 2 SEATER, CONFIGURATION 5 / CHAMPION 035 (NEW)
9987402-000H00ZZ	 EAVE MODULAR 96, 2 SEATER, CONFIGURATION 5 / MOSS 18 (NEW)
9987402-000L00ZZ	 EAVE MODULAR 96, 2 SEATER, CONFIGURATION 5 / MOSS 22 (NEW)
9987402-000P01ZZ	 EAVE MODULAR 96, 2 SEATER, CONFIGURATION 5 / SAVANNA 202 (NEW)
9987403-000000ZZ	 EAVE MODULAR 96, 2 SEATER, CONFIGURATION 5 / SAFIRE 001 (NEW)
9987403-000B00ZZ	 EAVE MODULAR 96, 2 SEATER, CONFIGURATION 5 / SAFIRE 012 (NEW)

RECOMMENDED COMBINATIONS
 6–8 weeks delivery time

SKU	VARIANT
<i>Configuration 6</i>	
9987500-000000ZZ	 EAVE MODULAR 96, 2 SEATER, CONFIGURATION 6 / AUDO BOUCLÉ 02 (NEW)
9987500-000100ZZ	 EAVE MODULAR 96, 2 SEATER, CONFIGURATION 6 / AUDO BOUCLÉ 06 (NEW)
9987500-000300ZZ	 EAVE MODULAR 96, 2 SEATER, CONFIGURATION 6 / AUDO BOUCLÉ 08 (NEW)
9987500-000500ZZ	 EAVE MODULAR 96, 2 SEATER, CONFIGURATION 6 / AUDO BOUCLÉ 16 (NEW)
9987501-000B00ZZ	 EAVE MODULAR 96, 2 SEATER, CONFIGURATION 6 / CHAMPION 035 (NEW)
9987502-000H00ZZ	 EAVE MODULAR 96, 2 SEATER, CONFIGURATION 6 / MOSS 18 (NEW)
9987502-000L00ZZ	 EAVE MODULAR 96, 2 SEATER, CONFIGURATION 6 / MOSS 22 (NEW)
9987502-000P01ZZ	 EAVE MODULAR 96, 2 SEATER, CONFIGURATION 6 / SAVANNA 202 (NEW)
9987503-000000ZZ	 EAVE MODULAR 96, 2 SEATER, CONFIGURATION 6 / SAFIRE 001 (NEW)
9987503-000B00ZZ	 EAVE MODULAR 96, 2 SEATER, CONFIGURATION 6 / SAFIRE 012 (NEW)

EAVE MODULAR SOFA 96, 2 SEATER, CONFIGURATIONS 7 & 8
Designed by *Norm Architects*

[BACK TO START](#)

The result of a collaboration between Audo Copenhagen and Norm Architects, the Eave Collection of module sofas allows for total customisation of living and lounge spaces thanks to comfortable and generously proportioned corner, open end and chaise longue segments in softly minimal silhouettes.

PRODUCT OPTIONS

Configuration 7



Configuration 8



PRODUCT TYPE
Sofa

COLLI
1

ENVIRONMENT
Indoor

DIMENSIONS
H: 70 cm / 27,5"
SH: 40 cm / 15,7"
W: 240 cm / 94,4"
D: 96 cm / 37,8"
SD: 66 cm / 25,9"

PRODUCTION PROCESS
Each module is constructed with a structural frame made from chipboard, plywood and solid wood. Seat, backrest and armrests consist of a double foam layer with no-sag springs.

TECHNICAL SPECIFICATIONS

COLOUR
Dependent upon selected upholstery
Black glides (RAL 9005)

GLOSS
N / A

MATERIALS

Seat
Pine, plywood, MDF, steel (spring), HR
Foam and upholstery

Glides and connector
Plastic, steel, felt

WEIGHT
2 × Chaise lounge 144: 37,5 kg / 82,67 lb

TEST
N / A

CERTIFICATIONS
TSCA title VI compliant

Declare.

PACKAGING TYPE
Brown box

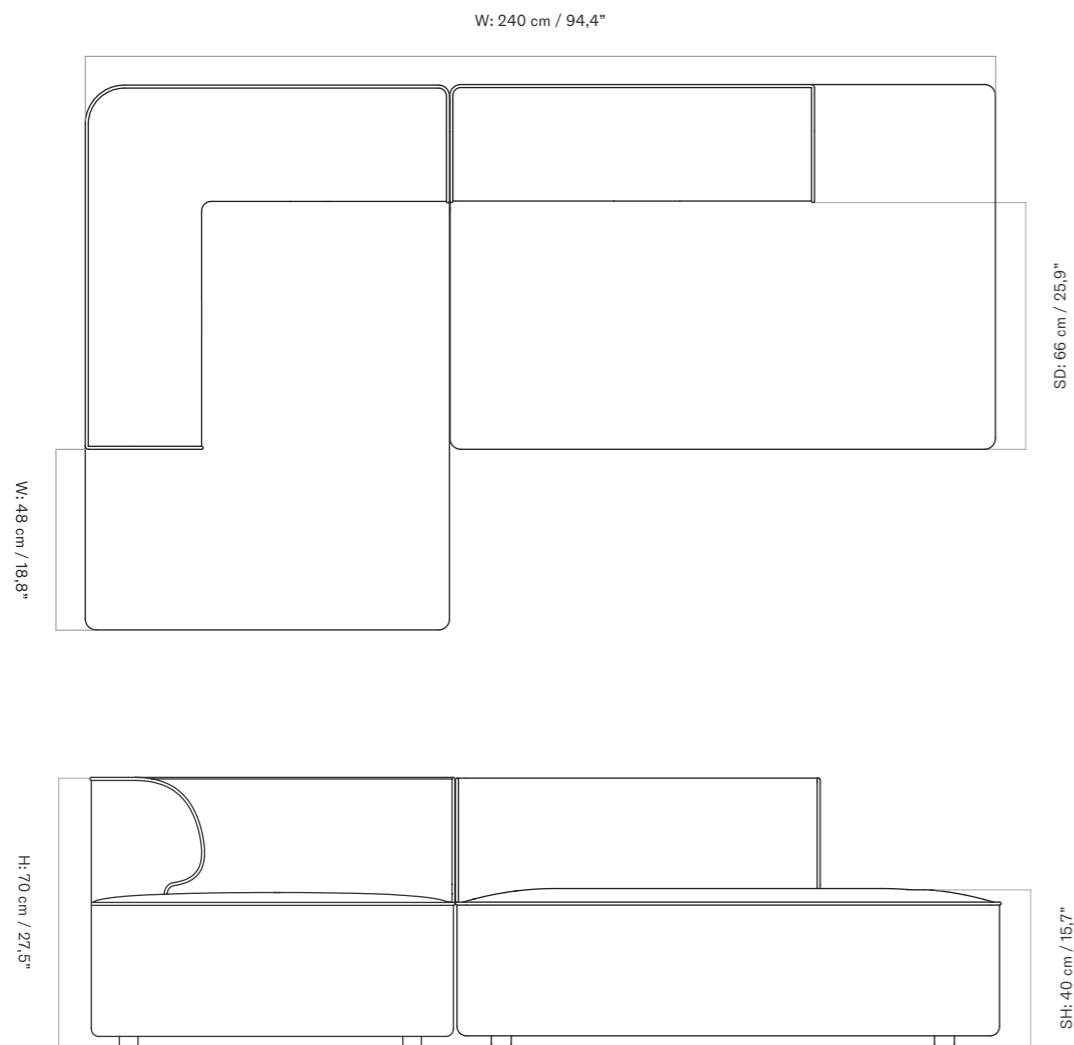
PACKAGING MEASUREMENTS
(H × W × D)

2 × Chaise lounge 144
99 cm × 148 cm × 73 cm /
38,9" × 58,3" × 28,7"

MATERIALS & MAINTENANCE
Please see page 680 for materials, care and maintenance instructions.

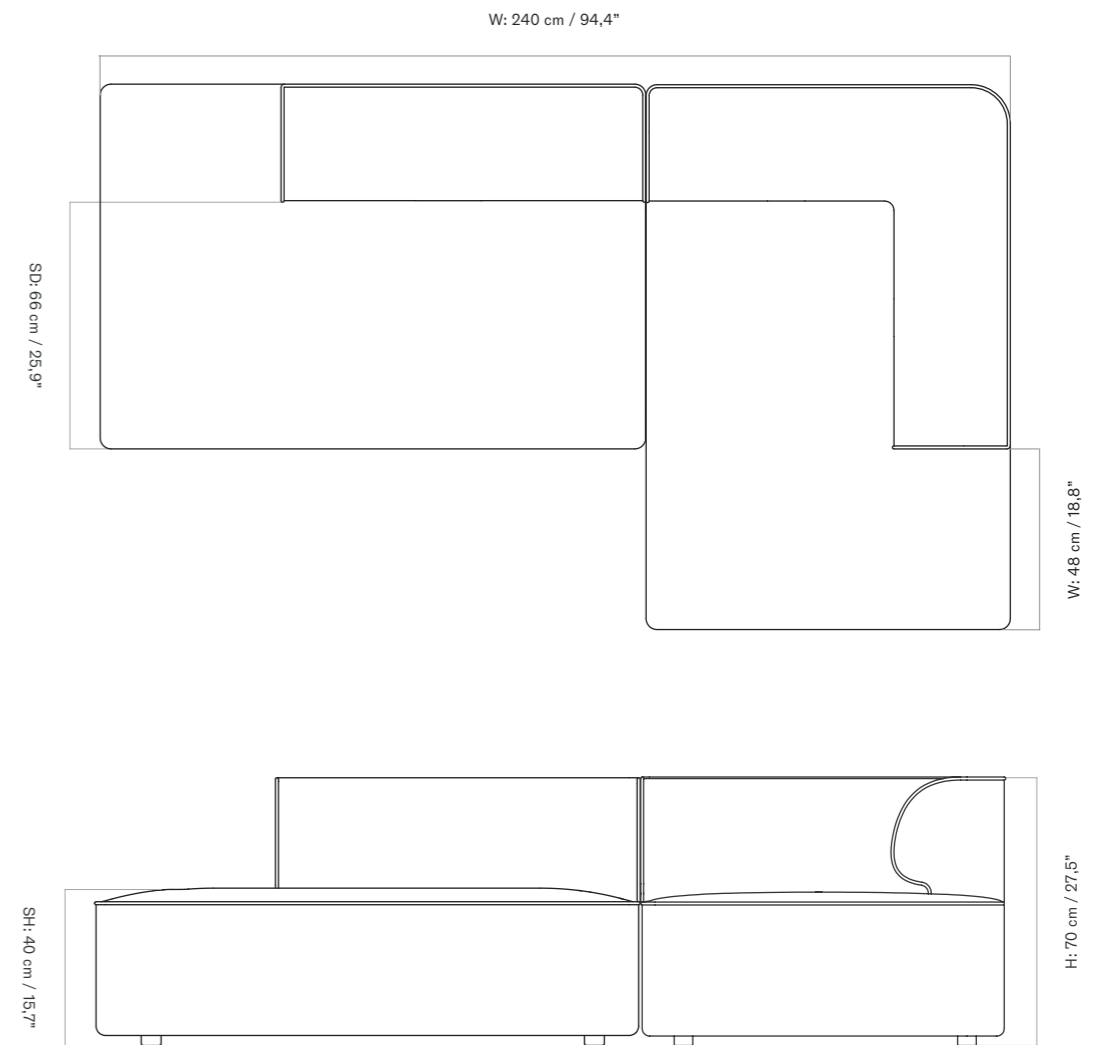
TECHNICAL SPECIFICATIONS

Configuration 7













TECHNICAL SPECIFICATIONS











Configuration 8



RECOMMENDED COMBINATIONS
 6–8 weeks delivery time

SKU	VARIANT
<i>Configuration 7</i>	
9987600-000000ZZ	 EAVE MODULAR 96, 2 SEATER, CONFIGURATION 7 / AUDIO BOUCLÉ 02 (NEW)
9987600-000100ZZ	 EAVE MODULAR 96, 2 SEATER, CONFIGURATION 7 / AUDIO BOUCLÉ 06 (NEW)
9987600-000300ZZ	 EAVE MODULAR 96, 2 SEATER, CONFIGURATION 7 / AUDIO BOUCLÉ 08 (NEW)
9987600-000500ZZ	 EAVE MODULAR 96, 2 SEATER, CONFIGURATION 7 / AUDIO BOUCLÉ 16 (NEW)
9987601-000B00ZZ	 EAVE MODULAR 96, 2 SEATER, CONFIGURATION 7 / CHAMPION 035 (NEW)
9987602-000H00ZZ	 EAVE MODULAR 96, 2 SEATER, CONFIGURATION 7 / MOSS 18 (NEW)
9987602-000L00ZZ	 EAVE MODULAR 96, 2 SEATER, CONFIGURATION 7 / MOSS 22 (NEW)
9987602-000P01ZZ	 EAVE MODULAR 96, 2 SEATER, CONFIGURATION 7 / SAVANNA 202 (NEW)
9987603-000000ZZ	 EAVE MODULAR 96, 2 SEATER, CONFIGURATION 7 / SAFIRE 001 (NEW)
9987603-000B00ZZ	 EAVE MODULAR 96, 2 SEATER, CONFIGURATION 7 / SAFIRE 012 (NEW)

RECOMMENDED COMBINATIONS
 6–8 weeks delivery time

SKU	VARIANT
<i>Configuration 8</i>	
9987700-000000ZZ	 EAVE MODULAR 96, 2 SEATER, CONFIGURATION 8 / AUDIO BOUCLÉ 02 (NEW)
9987700-000100ZZ	 EAVE MODULAR 96, 2 SEATER, CONFIGURATION 8 / AUDIO BOUCLÉ 06 (NEW)
9987700-000300ZZ	 EAVE MODULAR 96, 2 SEATER, CONFIGURATION 8 / AUDIO BOUCLÉ 08 (NEW)
9987700-000500ZZ	 EAVE MODULAR 96, 2 SEATER, CONFIGURATION 8 / AUDIO BOUCLÉ 16 (NEW)
9987701-000B00ZZ	 EAVE MODULAR 96, 2 SEATER, CONFIGURATION 8 / CHAMPION 035 (NEW)
9987702-000H00ZZ	 EAVE MODULAR 96, 2 SEATER, CONFIGURATION 8 / MOSS 18 (NEW)
9987702-000L00ZZ	 EAVE MODULAR 96, 2 SEATER, CONFIGURATION 8 / MOSS 22 (NEW)
9987702-000P01ZZ	 EAVE MODULAR 96, 2 SEATER, CONFIGURATION 8 / SAVANNA 202 (NEW)
9987703-000000ZZ	 EAVE MODULAR 96, 2 SEATER, CONFIGURATION 8 / SAFIRE 001 (NEW)
9987703-000B00ZZ	 EAVE MODULAR 96, 2 SEATER, CONFIGURATION 8 / SAFIRE 012 (NEW)

The result of a collaboration between Audo Copenhagen and Norm Architects, the Eave Collection of module sofas allows for total customisation of living and lounge spaces thanks to comfortable and generously proportioned corner, open end and chaise longue segments in softly minimal silhouettes.

PRODUCT OPTIONS

Configuration 9



Configuration 10



PRODUCT TYPE
Sofa

COLLI
1

ENVIRONMENT
Indoor

DIMENSIONS
H: 70 cm / 27,5"
SH: 40 cm / 15,7"
W: 315 cm / 124"
D: 96 cm / 37,8"
SD: 66 cm / 25,9"

PRODUCTION PROCESS
Each module is constructed with a structural frame made from chipboard, plywood and solid wood. Seat, backrest and armrests consist of a double foam layer with no-sag springs.

TECHNICAL SPECIFICATIONS

COLOUR
Dependent upon selected upholstery
Black glides (RAL 9005)

GLOSS
N / A

MATERIALS

Seat
Pine, plywood, MDF, steel (spring), HR
Foam and upholstery

Glides and connector
Plastic, steel, felt

WEIGHT
1 × Open section, 96: 29 kg / 63,9 lb
1 × Open end 144: 37,5 kg / 82,67 lb
1 × Chaise lounge 144: 37,5 kg / 82,67 lb

TEST
N / A

CERTIFICATIONS
TSCA title VI compliant

Declare.

PACKAGING TYPE
Brown box

PACKAGING MEASUREMENTS
(H × W × D)

1 × Open section, 96
73 cm × 77 cm × 98 cm /
27,7" × 30,3" × 38,6"

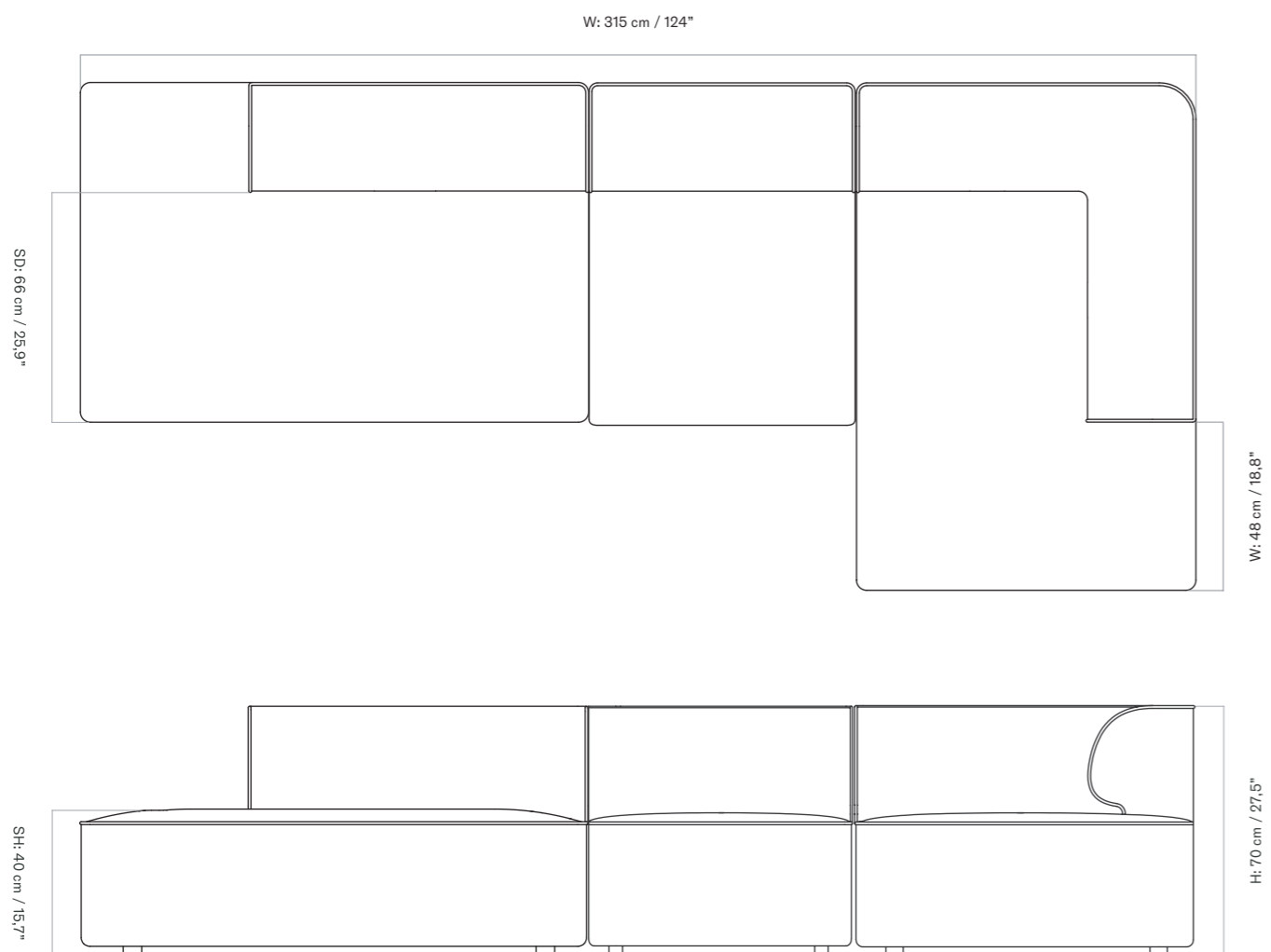
1 × Open end 144
99 cm × 148 cm × 73 cm /
38,9" × 58,3" × 28,7"

1 × Chaise lounge 144
99 cm × 148 cm × 73 cm /
38,9" × 58,3" × 28,7"

MATERIALS & MAINTENANCE
Please see page 680 for materials, care and maintenance instructions.

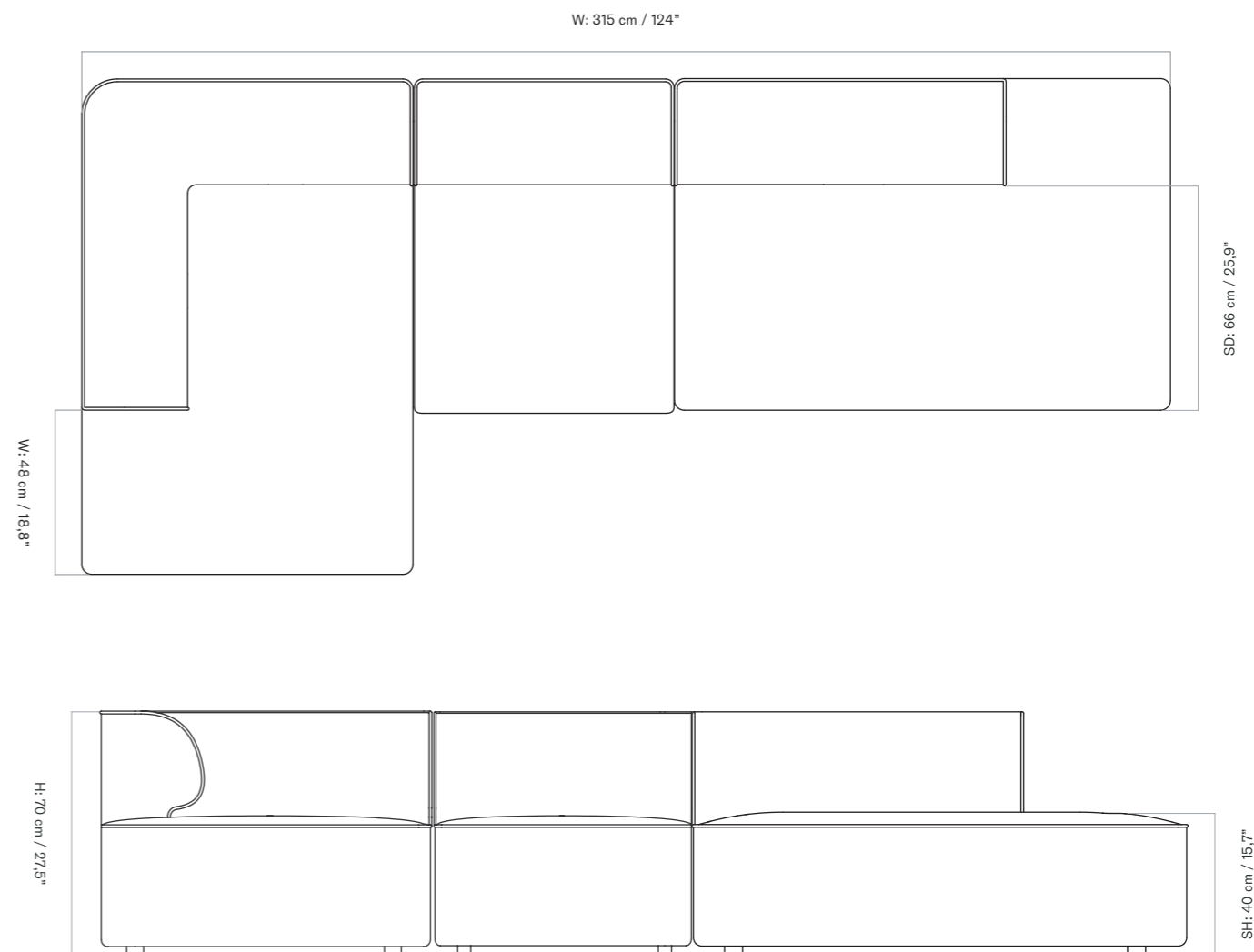
TECHNICAL SPECIFICATIONS

Configuration 9



TECHNICAL SPECIFICATIONS











Configuration 10













EAVE MODULAR SOFA, 96, 3 SEATER, CONFIGURATIONS 9 & 10
 Designed by *Norm Architects*

[BACK TO START](#)

RECOMMENDED COMBINATIONS
 6–8 weeks delivery time

SKU	VARIANT
<i>Configuration 9</i>	
9987800-000000ZZ	 EAVE MODULAR 96, 3 SEATER, CONFIGURATION 9 / AUDDO BOUCLÉ 02 (NEW)
9987800-000100ZZ	 EAVE MODULAR 96, 3 SEATER, CONFIGURATION 9 / AUDDO BOUCLÉ 06 (NEW)
9987800-000300ZZ	 EAVE MODULAR 96, 3 SEATER, CONFIGURATION 9 / AUDDO BOUCLÉ 08 (NEW)
9987800-000500ZZ	 EAVE MODULAR 96, 3 SEATER, CONFIGURATION 9 / AUDDO BOUCLÉ 16 (NEW)
9987801-000B00ZZ	 EAVE MODULAR 96, 3 SEATER, CONFIGURATION 9 / CHAMPION 035 (NEW)
9987802-000H00ZZ	 EAVE MODULAR 96, 3 SEATER, CONFIGURATION 9 / MOSS 18 (NEW)
9987802-000L00ZZ	 EAVE MODULAR 96, 3 SEATER, CONFIGURATION 9 / MOSS 22 (NEW)
9987802-000P01ZZ	 EAVE MODULAR 96, 3 SEATER, CONFIGURATION 9 / SAVANNA 202 (NEW)
9987803-000000ZZ	 EAVE MODULAR 96, 3 SEATER, CONFIGURATION 9 / SAFIRE 001 (NEW)
9987803-000B00ZZ	 EAVE MODULAR 96, 3 SEATER, CONFIGURATION 9 / SAFIRE 012 (NEW)

RECOMMENDED COMBINATIONS
 6–8 weeks delivery time

SKU	VARIANT
<i>Configuration 10</i>	
9987900-000000ZZ	 EAVE MODULAR 96, 3 SEATER, CONFIGURATION 10 / AUDDO BOUCLÉ 02 (NEW)
9987900-000100ZZ	 EAVE MODULAR 96, 3 SEATER, CONFIGURATION 10 / AUDDO BOUCLÉ 06 (NEW)
9987900-000300ZZ	 EAVE MODULAR 96, 3 SEATER, CONFIGURATION 10 / AUDDO BOUCLÉ 08 (NEW)
9987900-000500ZZ	 EAVE MODULAR 96, 3 SEATER, CONFIGURATION 10 / AUDDO BOUCLÉ 16 (NEW)
9987901-000B00ZZ	 EAVE MODULAR 96, 3 SEATER, CONFIGURATION 10 / CHAMPION 035 (NEW)
9987902-000H00ZZ	 EAVE MODULAR 96, 3 SEATER, CONFIGURATION 10 / MOSS 18 (NEW)
9987902-000L00ZZ	 EAVE MODULAR 96, 3 SEATER, CONFIGURATION 10 / MOSS 22 (NEW)
9987902-000P01ZZ	 EAVE MODULAR 96, 3 SEATER, CONFIGURATION 10 / SAVANNA 202 (NEW)
9987903-000000ZZ	 EAVE MODULAR 96, 3 SEATER, CONFIGURATION 10 / SAFIRE 001 (NEW)
9987903-000B00ZZ	 EAVE MODULAR 96, 3 SEATER, CONFIGURATION 10 / SAFIRE 012 (NEW)

EAVE MODULAR SOFA, 96, 3 SEATER, CONFIGURATIONS 11 & 12
Designed by *Norm Architects*

[BACK TO START](#)

The result of a collaboration between Audo Copenhagen and Norm Architects, the Eave Collection of module sofas allows for total customisation of living and lounge spaces thanks to comfortable and generously proportioned corner, open end and chaise longue segments in softly minimal silhouettes.

PRODUCT OPTIONS

Configuration 11



Configuration 12



PRODUCT TYPE
Sofa

COLLI
1

ENVIRONMENT
Indoor

DIMENSIONS
H: 70 cm / 27,5"
SH: 40 cm / 15,7"
W: 267 cm / 105,1"
D: 96 cm / 37,8"
SD: 66 cm / 25,9"

PRODUCTION PROCESS
Each module is constructed with a structural frame made from chipboard, plywood and solid wood. Seat, backrest and armrests consist of a double foam layer with no-sag springs.

TECHNICAL SPECIFICATIONS

COLOUR
Dependent upon selected upholstery
Black glides (RAL 9005)

GLOSS
N / A

MATERIALS

Seat
Pine, plywood, MDF, steel (spring), HR
Foam and upholstery

Glides and connector
Plastic, steel, felt

WEIGHT
1 × Corner, 96: 38 kg / 83,8 lb
1 × Open section, 96: 29 kg / 63,9 lb
1 × Chaise lounge 144: 37,5 kg / 82,67 lb

TEST
N / A

CERTIFICATIONS
TSCA title VI compliant

Declare.

PACKAGING TYPE
Brown box

PACKAGING MEASUREMENTS
(H × W × D)

1 × Corner, 96
73 cm × 98 cm × 102 cm /
28,7" × 38,6" × 40,2"

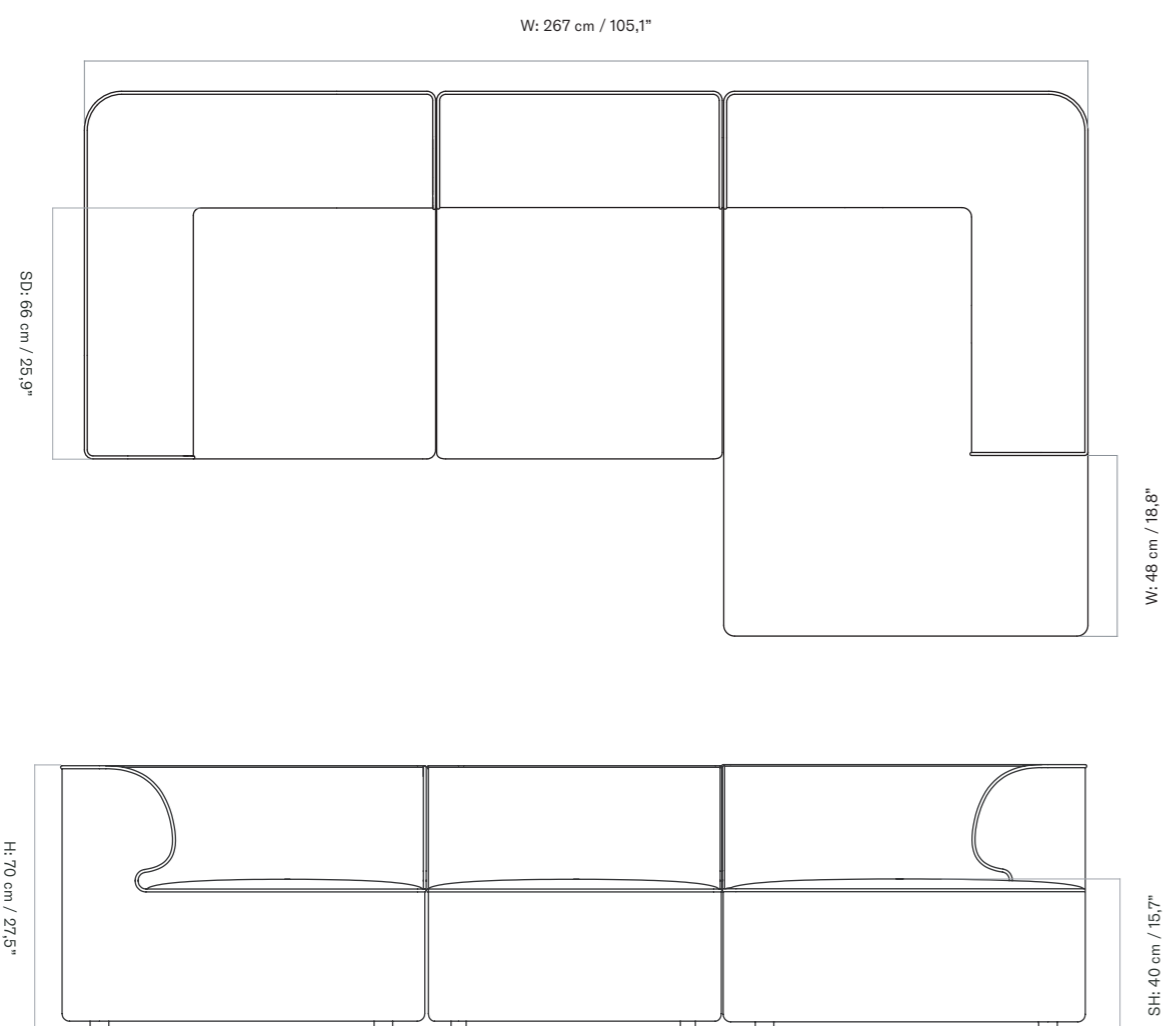
1 × Open section, 96
73 cm × 77 cm × 98 cm /
27,7" × 30,3" × 38,6"

1 × Chaise lounge 144
99 cm × 148 cm × 73 cm /
38,9" × 58,3" × 28,7"

MATERIALS & MAINTENANCE
Please see page 680 for materials, care and maintenance instructions.

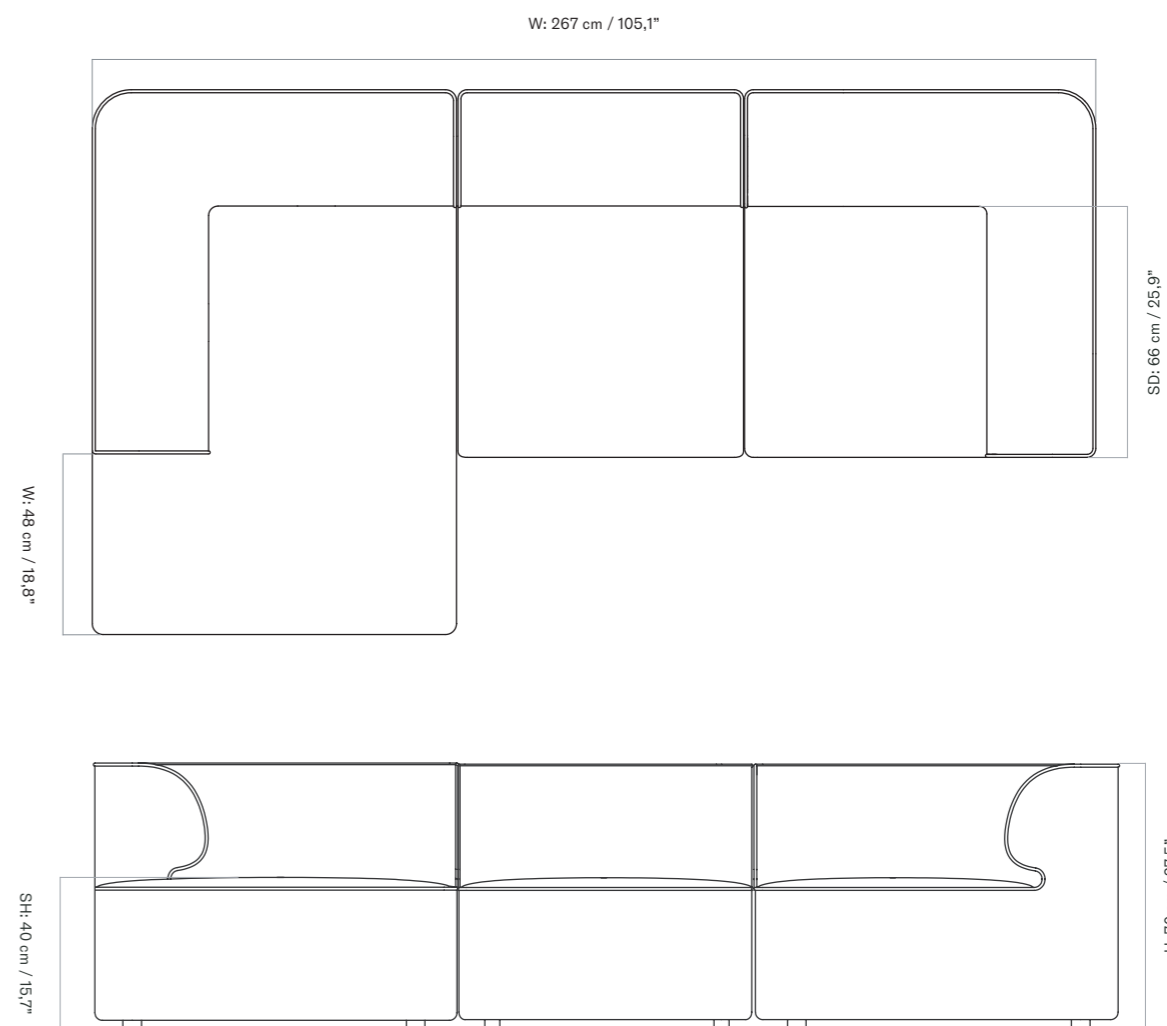
TECHNICAL SPECIFICATIONS

Configuration 11



TECHNICAL SPECIFICATIONS











Configuration 12













EAVE MODULAR SOFA, 96, 3 SEATER, CONFIGURATIONS 11 & 12
 Designed by *Norm Architects*

[BACK TO START](#)

RECOMMENDED COMBINATIONS
 6–8 weeks delivery time

SKU	VARIANT
<i>Configuration 11</i>	
9988000-000000ZZ	 EAVE MODULAR 96, 3 SEATER, CONFIGURATION 11 / AUDO BOUCLÉ 02 (NEW)
9988000-000100ZZ	 EAVE MODULAR 96, 3 SEATER, CONFIGURATION 11 / AUDO BOUCLÉ 06 (NEW)
9988000-000300ZZ	 EAVE MODULAR 96, 3 SEATER, CONFIGURATION 11 / AUDO BOUCLÉ 08 (NEW)
9988000-000500ZZ	 EAVE MODULAR 96, 3 SEATER, CONFIGURATION 11 / AUDO BOUCLÉ 16 (NEW)
9988001-000B00ZZ	 EAVE MODULAR 96, 3 SEATER, CONFIGURATION 11 / CHAMPION 035 (NEW)
9988002-000H00ZZ	 EAVE MODULAR 96, 3 SEATER, CONFIGURATION 11 / MOSS 18 (NEW)
9988002-000L00ZZ	 EAVE MODULAR 96, 3 SEATER, CONFIGURATION 11 / MOSS 22 (NEW)
9988002-000P01ZZ	 EAVE MODULAR 96, 3 SEATER, CONFIGURATION 11 / SAVANNA 202 (NEW)
9988003-000000ZZ	 EAVE MODULAR 96, 3 SEATER, CONFIGURATION 11 / SAFIRE 001 (NEW)
9988003-000B00ZZ	 EAVE MODULAR 96, 3 SEATER, CONFIGURATION 11 / SAFIRE 012 (NEW)

RECOMMENDED COMBINATIONS
 6–8 weeks delivery time

SKU	VARIANT
<i>Configuration 12</i>	
9988100-000000ZZ	 EAVE MODULAR 96, 3 SEATER, CONFIGURATION 12 / AUDO BOUCLÉ 02 (NEW)
9988100-000100ZZ	 EAVE MODULAR 96, 3 SEATER, CONFIGURATION 12 / AUDO BOUCLÉ 06 (NEW)
9988100-000300ZZ	 EAVE MODULAR 96, 3 SEATER, CONFIGURATION 12 / AUDO BOUCLÉ 08 (NEW)
9988100-000500ZZ	 EAVE MODULAR 96, 3 SEATER, CONFIGURATION 12 / AUDO BOUCLÉ 16 (NEW)
9988101-000B00ZZ	 EAVE MODULAR 96, 3 SEATER, CONFIGURATION 12 / CHAMPION 035 (NEW)
9988102-000H00ZZ	 EAVE MODULAR 96, 3 SEATER, CONFIGURATION 12 / MOSS 18 (NEW)
9988102-000L00ZZ	 EAVE MODULAR 96, 3 SEATER, CONFIGURATION 11 / MOSS 22 (NEW)
9988102-000P01ZZ	 EAVE MODULAR 96, 3 SEATER, CONFIGURATION 12 / SAVANNA 202 (NEW)
9988103-000000ZZ	 EAVE MODULAR 96, 3 SEATER, CONFIGURATION 12 / SAFIRE 001 (NEW)
9988103-000B00ZZ	 EAVE MODULAR 96, 3 SEATER, CONFIGURATION 12 / SAFIRE 012 (NEW)

EAVE DINING SOFA
Designed by *Norm Architects*

Banquette-style sofa foam-padded modules in fabric upholstery and set on black powder coated steel legs. As no two spaces are the same, we also offer bespoke solutions that accommodate individual requirements for length. All modules can be connected using the pre-mounted brackets.



Spec options

Available in fabrics from our upholstery programme. Standard lead times apply.

For custom upholstery, please refer to the guiding textile/leather consumption:

- COM Corner: 3,5 m / 3,85 yds
- 80 seater COM: 3,2 m / 3,52 yds
- 165 seater COM: 4,3 m / 4,73 yds
- 200 seater COM: 5 m / 5,5 yds
- 280 seater COM: 6,8 m / 7,48 yds

Prices excl. custom upholstery are equal to Price Category 1 Textile or Leather. Contact sales support to place your order.

The above textile consumption is only valid for textile rolls with a width equal to or greater than 140 cm. For smaller textile rolls, please contact Sales Support for guidance. For textile with pattern, please expect a higher usage for correct pattern fitting. Please contact Sales Support for guidance.

PRODUCT OPTIONS

Corner




80




165



200



280



PRODUCT TYPE
Sofa

COLLI
1

ENVIRONMENT
Indoor

DIMENSIONS

Corner
H: 79 cm / 31,1"
SH: 48 cm / 18,9"
W: 75 cm / 29,5"
D: 75 cm / 29,5"
SD: 45 cm / 17,7"

80
H: 79 cm / 31,1"
SH: 48 cm / 18,9"
W: 80 cm / 31,5"
D: 75 cm / 29,5"
SD: 45 cm / 17,7"

165
H: 79 cm / 31,1"
SH: 48 cm / 18,9"
W: 165 cm / 65"
D: 75 cm / 29,5"
SD: 45 cm / 17,7"

200
H: 79 cm / 31,1"
SH: 48 cm / 18,9"
W: 200 cm / 78,7"
D: 75 cm / 29,5"
SD: 45 cm / 17,7"

280
H: 79 cm / 31,1"
SH: 48 cm / 18,9"
W: 280 cm / 110,2"
D: 75 cm / 29,5"
SD: 45 cm / 17,7"

TECHNICAL SPECIFICATIONS

PRODUCTION PROCESS
Modules are constructed with a frame made from pine, plywood and MDF. Seat, backrest and armrests consist of a double layer of foam and no-sag springs. Legs are made from powder coated steel rod, welded on a mounting bracket in steel.

COLOUR
Dependent upon selected upholstery
Black glides (RAL 9005)

GLOSS
N / A

MATERIALS
Seat
Pine, plywood, MDF, steel (spring), HR Foam and upholstery

Legs
Steel

WEIGHT
80: 32 kg / 70,5 lb
165: 41 kg / 90,4 lb
200: 49 kg / 108 lb
280: 67 kg / 147,7 lb
Corner: 30 kg / 66,1 lb

Item weight depends on modules selected.

TEST
ANSI / BIFMA X5.4-2020

CERTIFICATIONS
TSCA title VI compliant

Declare.

PACKAGING TYPE
Brown box

PACKAGING MEASUREMENTS
(H x W x D)

Corner
63 cm x 78 cm x 78 cm /
24,4" x 30,7" x 30,7"

80
62 cm x 78 cm x 83 cm /
24,4" x 30,7" x 32,7"

165
78 cm x 168 cm x 62 cm /
30,7" x 66,1" x 24,4"

200
78 cm x 203 cm x 62 cm /
30,7" x 79,9" x 24,4"

280
78 cm x 283 cm x 62 cm /
30,7" x 111,4" x 24,4"

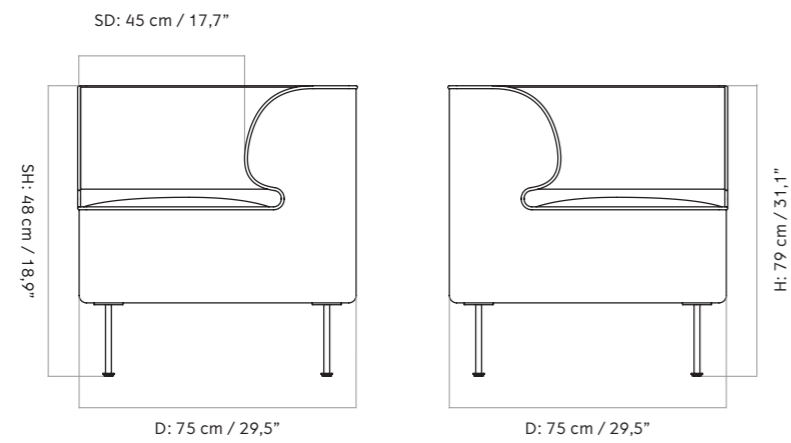
Packaging measurements depend on modules selected.

MATERIALS & MAINTENANCE
Please see page 680 for materials, care and maintenance instructions.

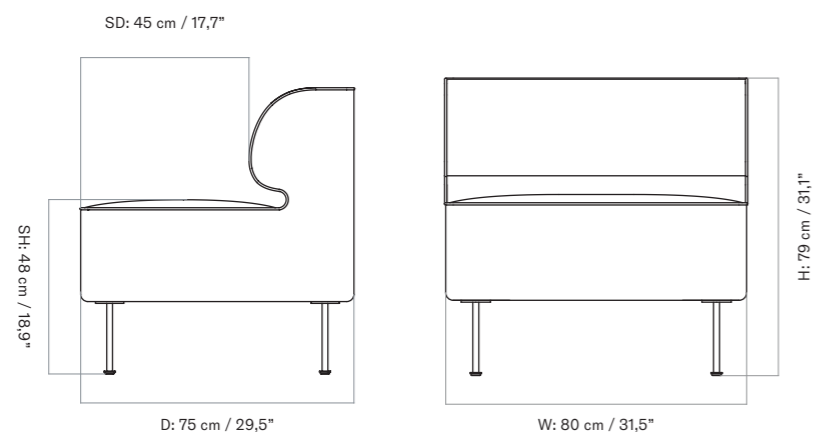
TECHNICAL SPECIFICATIONS

TECHNICAL SPECIFICATIONS

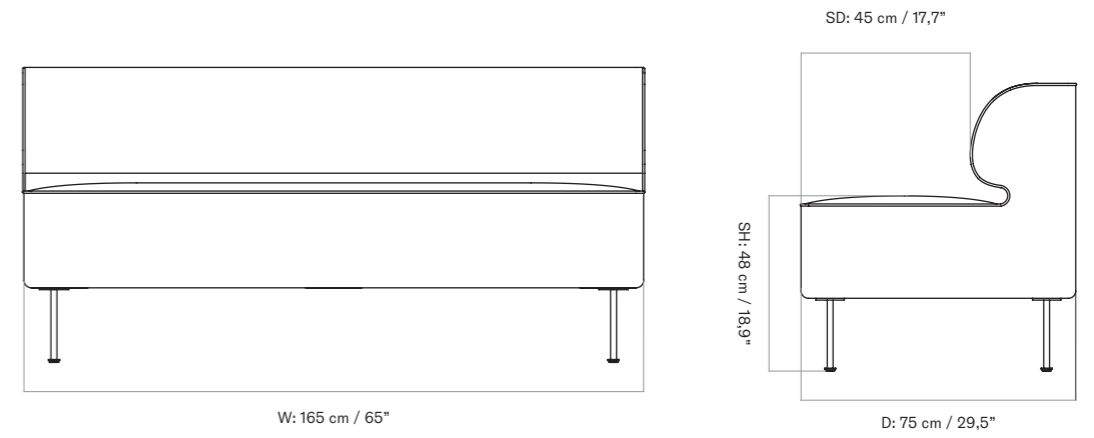
Corner



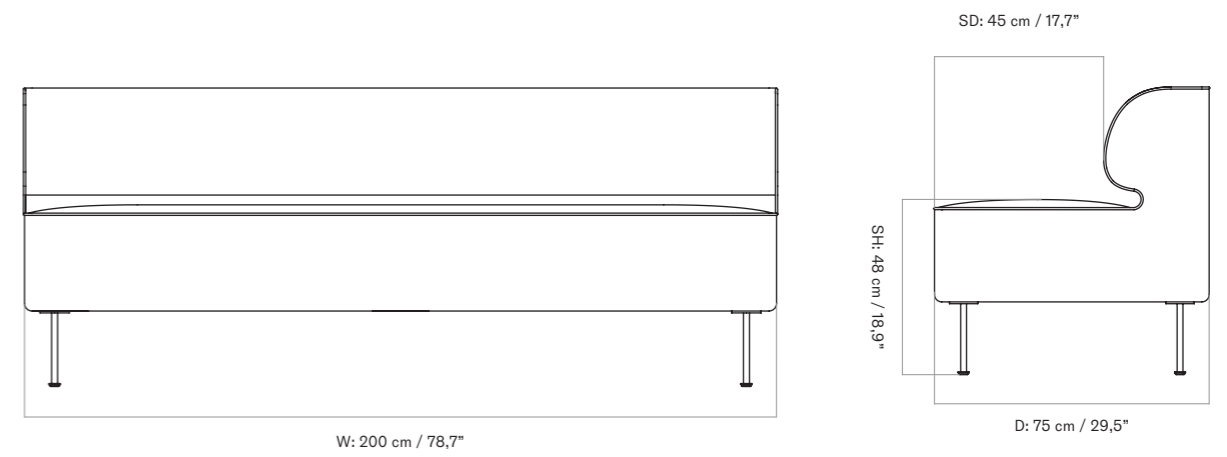
80



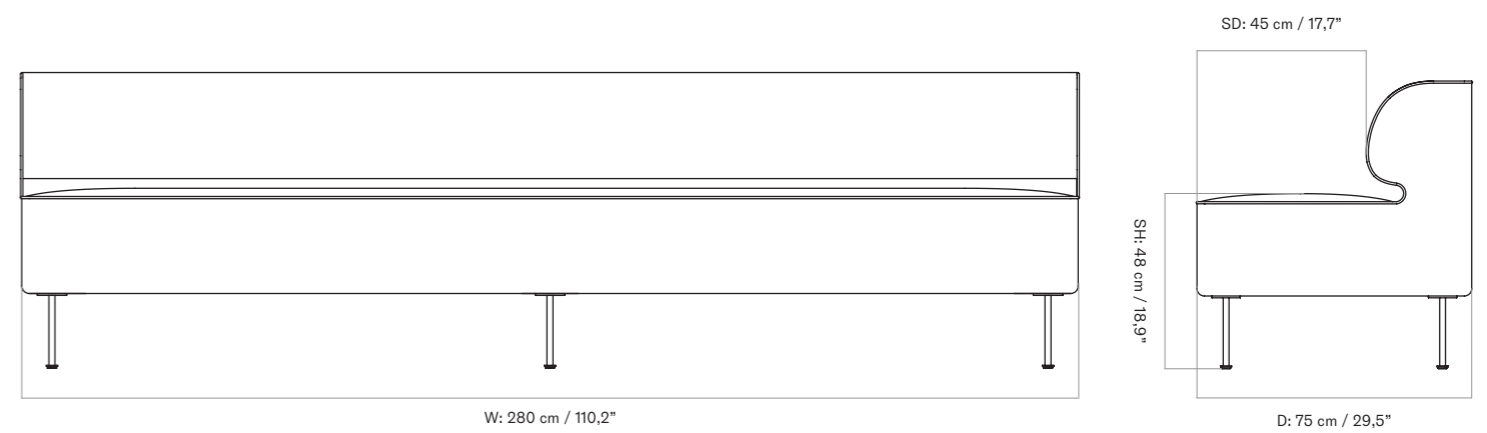
165



200



280



EAVE DINING SOFA
Designed by *Norm Architects*

[BACK TO START](#)

RECOMMENDED COMBINATIONS
6–8 weeks delivery time


SKU	VARIANT
<i>Corner</i>	
9973020	<i>Price Category 0</i> Audo Bouclé, Audo
9973001	<i>Price Category 1</i> Barnum Bouclé, Audo / Champion, JAB / Illusion, Nevotex / Hot Madison, JAB / Maple, Kvadrat / Remix 3, Kvadrat / Re-wool, Kvadrat
9973002	<i>Price Category 2</i> Canvas 2, Kvadrat / Clay, Kvadrat, Sahco / Colline 2, Kvadrat / Fiord 2, Kvadrat / Hallingdal 65, Kvadrat / Moss, Kvadrat, Sahco / Reflect, Kvadrat / Savanna, Kvadrat / Steelcut 2, Kvadrat / Steelcut Trio 3, Kvadrat
9973003	<i>Price Category 3</i> Arctic, JAB / Safire, Kvadrat, Sahco / Vidar 4, Kvadrat, Sahco / Zero, Kvadrat, Sahco
9973004	<i>Price Category 4</i> Doppiopanama, Dedar / Lupo, Dedar
<i>80</i>	
9974020	<i>Price Category 0</i> Audo Bouclé, Audo
9974001	<i>Price Category 1</i> Barnum Bouclé, Audo / Champion, JAB / Illusion, Nevotex / Hot Madison, JAB / Maple, Kvadrat / Remix 3, Kvadrat / Re-wool, Kvadrat
9974002	<i>Price Category 2</i> Canvas 2, Kvadrat / Clay, Kvadrat, Sahco / Colline 2, Kvadrat / Fiord 2, Kvadrat / Hallingdal 65, Kvadrat / Moss, Kvadrat, Sahco / Reflect, Kvadrat / Savanna, Kvadrat / Steelcut 2, Kvadrat / Steelcut Trio 3, Kvadrat
9974003	<i>Price Category 3</i> Arctic, JAB / Safire, Kvadrat, Sahco / Vidar 4, Kvadrat, Sahco / Zero, Kvadrat, Sahco
9974004	<i>Price Category 4</i> Doppiopanama, Dedar / Lupo, Dedar

RECOMMENDED COMBINATIONS
6–8 weeks delivery time

SKU	VARIANT
<i>165</i>	
9970020	<i>Price Category 0</i> Audo Bouclé, Audo
9970001	<i>Price Category 1</i> Barnum Bouclé, Audo / Champion, JAB / Illusion, Nevotex / Hot Madison, JAB / Maple, Kvadrat / Remix 3, Kvadrat / Re-wool, Kvadrat
9970002	<i>Price Category 2</i> Canvas 2, Kvadrat / Clay, Kvadrat, Sahco / Colline 2, Kvadrat / Fiord 2, Kvadrat / Hallingdal 65, Kvadrat / Moss, Kvadrat, Sahco / Reflect, Kvadrat / Savanna, Kvadrat / Steelcut 2, Kvadrat / Steelcut Trio 3, Kvadrat
9970003	<i>Price Category 3</i> Arctic, JAB / Safire, Kvadrat, Sahco / Vidar 4, Kvadrat, Sahco / Zero, Kvadrat, Sahco
9970008	<i>Price Category 4</i> Doppiopanama, Dedar / Lupo, Dedar
<i>200</i>	
9971020	<i>Price Category 0</i> Audo Bouclé, Audo
9971001	<i>Price Category 1</i> Barnum Bouclé, Audo / Champion, JAB / Illusion, Nevotex / Hot Madison, JAB / Maple, Kvadrat / Remix 3, Kvadrat / Re-wool, Kvadrat
9971002	<i>Price Category 2</i> Canvas 2, Kvadrat / Clay, Kvadrat, Sahco / Colline 2, Kvadrat / Fiord 2, Kvadrat / Hallingdal 65, Kvadrat / Moss, Kvadrat, Sahco / Reflect, Kvadrat / Savanna, Kvadrat / Steelcut 2, Kvadrat / Steelcut Trio 3, Kvadrat
9971003	<i>Price Category 3</i> Arctic, JAB / Safire, Kvadrat, Sahco / Vidar 4, Kvadrat, Sahco / Zero, Kvadrat, Sahco
9971008	<i>Price Category 4</i> Doppiopanama, Dedar / Lupo, Dedar

RECOMMENDED COMBINATIONS
6–8 weeks delivery time

SKU	VARIANT
	<i>280</i>
9972020	<i>Price Category 0</i> Audo Bouclé, Audo
9972001	<i>Price Category 1</i> Barnum Bouclé, Audo / Champion, JAB / Illusion, Nevotex / Hot Madison, JAB / Maple, Kvadrat / Remix 3, Kvadrat / Re-wool, Kvadrat
9972002	<i>Price Category 2</i> Canvas 2, Kvadrat / Clay, Kvadrat, Sahco / Colline 2, Kvadrat / Fiord 2, Kvadrat / Hallingdal 65, Kvadrat / Moss, Kvadrat, Sahco / Reflect, Kvadrat / Savanna, Kvadrat / Steelcut 2, Kvadrat / Steelcut Trio 3, Kvadrat
9972003	<i>Price Category 3</i> Arctic, JAB / Safire, Kvadrat, Sahco / Vidar 4, Kvadrat, Sahco / Zero, Kvadrat, Sahco
9972008	<i>Price Category 4</i> Doppiopanama, Dedar / Lupo, Dedar



EAVE DINING SOFA, material *Moss 022*, designer *Norm Architects*
HARBOUR COULUMN DINING TABLE, size Ø80, material *black Steel / Kunis Breccia*, designer *Norm Architects*
AFTERROOM DINING CHAIR, material *black steel / Dunes Cognac 21000*, designer *Afteroom*
COLUMN TABLE LAMP, PORTABLE, designer *Norm Architects*
DUCA CANDLE HOLDER, material *polished brass*, designer *Krøyer-Sætter-Lassen*








EAVE DINING SOFA
Designed by *Norm Architects*

[BACK TO START](#)

RECOMMENDED COMBINATIONS
6–8 weeks delivery time

SKU	VARIANT
<i>Eave Dining Sofa, Corner — Module with upholstery</i>	
9973002-008V03ZZ	 EAVE DINING SOFA CORNER LEFT, BLACK STEEL / FIORD 2 0961
9973002-018V03ZZ	 EAVE DINING SOFA CORNER RIGHT, BLACK STEEL / FIORD 2 0961
9973002-00AG05ZZ	 EAVE DINING SOFA CORNER LEFT, BLACK STEEL / MOSS 022
9973002-01AG05ZZ	 EAVE DINING SOFA CORNER RIGHT, BLACK STEEL / MOSS 022

RECOMMENDED COMBINATIONS
6–8 weeks delivery time

SKU	VARIANT
<i>Eave Dining Sofa, 80 — Module with upholstery</i>	
9974002-008U03ZZ	 EAVE DINING SOFA 80, BLACK STEEL / FIORD 2 0961
9974002-00AF05ZZ	 EAVE DINING SOFA 80, BLACK STEEL / MOSS 022
<i>Eave Dining Sofa, 165 — Module with upholstery</i>	
9970002-018U03ZZ	 EAVE DINING SOFA 165, BLACK STEEL / FIORD 2 0961
9970002-01AF05ZZ	 EAVE DINING SOFA 165, BLACK STEEL / MOSS 022
<i>Eave Dining Sofa, 200 — Module with upholstery</i>	
9971002-008Z04ZZ	 EAVE DINING SOFA 200, BLACK STEEL / FIORD 2 0961
9971002-00AK06ZZ	 EAVE DINING SOFA 200, BLACK STEEL / MOSS 022
<i>Eave Dining Sofa, 280 — Module with upholstery</i>	
9972002-028V03ZZ	 EAVE DINING SOFA 280, BLACK STEEL / FIORD 2 0961
9972002-02AG05ZZ	 EAVE DINING SOFA 280, BLACK STEEL / MOSS 022

■ Gravel Rug →

■ Houkime Rug →

GRAVEL RUG
Designed by *Nina Bruun*

[BACK TO START](#)

Handwoven, looped wool rug in grey or ivory with tonal border in cotton.

PRODUCT OPTIONS

STOCK OPTIONS

170 × 240



GREY
5852139



IVORY
5852649

200 × 300



GREY
5851139



IVORY
5851649


SKU	VARIANT
5852139	GRAVEL RUG, 170 × 240, GREY
5852649	GRAVEL RUG, 170 × 240, IVORY
5851139	GRAVEL RUG, 200 × 300, GREY
5851649	GRAVEL RUG, 200 × 300, IVORY

TECHNICAL SPECIFICATIONS

PRODUCT TYPE Rug	PRODUCTION PROCESS The rug is hand woven with undyed natural wool and cotton edges	TEST N / A
COLLI 1	MATERIALS Wool, cotton, 4200 GSM	CERTIFICATIONS BS5287, BS4790
ENVIRONMENT Indoor	COLOUR Grey Ivory	PACKAGING TYPE Plastic-wrapped bale.
DIMENSIONS <i>170 × 240</i> W: 170 cm / 67" L: 240 cm / 94,5" <i>200 × 300</i> W: 200 cm / 78,7" L: 300 cm / 118,1"	COLOUR CODE Natural, undyed grey Natural, undyed ivory	PACKAGING MEASUREMENTS (L × W) <i>170 × 240</i> 170 cm × 21 cm × 21 cm / 67" × 8,3" × 8,3" <i>200 × 300</i> 200 cm × 25 cm × 25 cm / 78,7" × 9,8" × 9,8"
WEIGHT 170 × 240: 17,5 kg / 38,6 lb 200 × 300: 25,2 kg / 55,6 lb	GLOSS N / A	MATERIALS & MAINTENANCE Please see page 680 for materials, care and maintenance instructions.


GRAVEL RUG, 170 × 240

GRAVEL RUG, 200 × 300



W: 170 cm / 66,9"

L: 240 cm / 94,5"



W: 200 cm / 78,7"

L: 300 cm / 118,1"

HOUKIME RUG
Designed by *Nina Bruun*

Designed by Nina Bruun, the Houkime Rug is classic in its expression, woven in a ribbed pattern from plush cotton and tencel for a tactile finish. The timeless colour means it works with every interior style, adding elegance and warmth to spaces large and small.

PRODUCT OPTIONS

STOCK OPTIONS

170 × 240




MIDNIGHT BLUE
5855779




IVORY
5852649

SKU	VARIANT
5855779	HOUKIME RUG, 170 × 240, MIDNIGHT BLUE
5855049	HOUKIME RUG, 170 × 240, BEIGE
5856779	HOUKIME RUG, 200 × 300, MIDNIGHT BLUE
5856049	HOUKIME RUG, 200 × 300, BEIGE

200 × 300



MIDNIGHT BLUE
5856779




BEIGE
5856049

TECHNICAL SPECIFICATIONS

<p>PRODUCT TYPE Rug</p>	<p>PRODUCTION PROCESS Hand woven tencel fibres with cut piles on a base of cotton threads. Tencel fibres are obtained from eucalyptus trees, grown on farms (no old growth forests, genetic manipulation, irrigation, or pesticides are used)</p>	<p>CERTIFICATIONS N / A</p>
<p>COLLI 1</p>	<p>MATERIALS Cotton and tencel</p>	<p>PACKAGING TYPE Plastic-wrapped bale</p>
<p>ENVIRONMENT Indoor</p>	<p>COLOUR Beige (Iridescence) Midnight blue (Iridescence)</p>	<p>PACKAGING MEASUREMENTS (Ø × W)</p> <p>170 × 240 22 cm × 172 cm / 8,7" × 67,7"</p> <p>200 × 300 28 cm × 201 cm / 11,0" × 79,1"</p>
<p>DIMENSIONS</p> <p>170 × 240 W: 170 cm / 67" L: 240 cm / 94,5"</p> <p>200 × 300 W: 200 cm / 78,7" L: 300 cm / 118,1"</p>	<p>TEST BS 4790:1987-Method 1/ BS 5287:1988 Hot Metal Nut Method ISO 105 B02:2014 (Source : Air Cooled Xenon Arc) (Modified-Method 3) ISO 14362-1:2017: Azo Dyes (Direct Reduction)</p>	<p>MATERIALS & MAINTENANCE Please see page 680 for materials, care and maintenance instructions.</p>
<p>WEIGHT 170 × 240: 17 kg / 37,5 lb 200 × 300: 24 kg / 52,9 lb</p>		

HOUKIME RUG, 170 × 240

HOUKIME RUG, 200 × 300



W: 170 cm / 66,9"

L: 240 cm / 94,5"



W: 200 cm / 78,7"

L: 300 cm / 118,1"

 Corbel Shelf →

 Plinth Shelf →

 Rail Shelf →

 Zet Storage System →

 Zet Storage System, Magazine Shelf →

 Zet Storage System, Back Panel →

 Gridy Fungi Shelf →

 Epoch Shelf →

 Epoch Rack →

 Afterroom Coat Hanger →

→



CORBEL SHELF
Designed by *Krøyer-Sætter-Lassen*

[BACK TO START](#)

The modernist Corbel Shelf is a wall-hung podium that combines contrasting materials to arresting effect. The invention of design studio Krøyer-Sætter-Lassen, the versatile design in marble, oak and plated steel takes its name and design cues from architectural weight-bearing brackets traditionally made from stone or wood.



PRODUCT OPTIONS

Shelf top



CARRARA MARBLE

Base



DARK STAINED OAK

STOCK OPTIONS

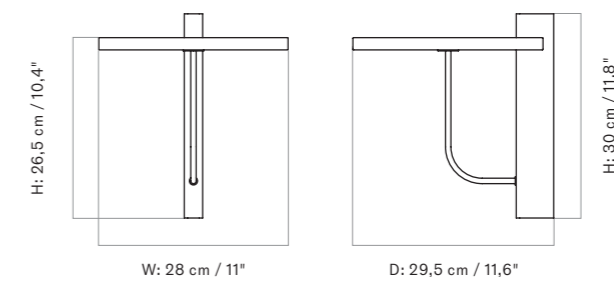
SKU	VARIANT
7080630	CORBEL SHELF, DARK STAINED OAK / CARRARA MARBLE

TECHNICAL SPECIFICATIONS

PRODUCT TYPE Shelf
COLLI 1
ENVIRONMENT Indoor
DIMENSIONS H: 30 cm / 11,8" W: 28 cm / 11" D: 29,5 cm / 11,6"
PRODUCTION PROCESS CNC cut top plate from excess marble, CNC cut solid wood and bended plated steel rod.

COLOUR <i>Shelf top</i> White (Carrara marble) <i>Base</i> Dark stained oak and bronzed brass
GLOSS N / A
MATERIALS Solid oak, marble and plated steel
WEIGHT 3,46 kg / 7,63 lb

TEST Maximum load 5 kg / 11 lb
PACKAGING TYPE Brown box
PACKAGING MEASUREMENTS (H × W × D) 37,5 cm × 40 cm × 40 cm / 15,7" × 14,7" × 15,7"
MATERIALS & MAINTENANCE Please see page 680 for materials, care and maintenance instructions.



PLINTH SHELF
Designed by *Norm Architects*

[BACK TO START](#)

The minimalist profile of the Plinth Shelf is shaped from Grey Kendzo, a rich, brilliant white veined marble, carefully selected for its inherent beauty and light-reflecting qualities. Equal parts elegant and purposeful, the 60 cm long shelf can be attached horizontally to a wall for use as a display ledge or bookshelf, or vertically as a wall-mounted podium on which to showcase a favourite object.




PRODUCT OPTIONS

Marble shelf



GREY KENDZO MARBLE



KUNIS BRECCIA STONE

STOCK OPTIONS

SKU	VARIANT
7050960	PLINTH SHELF, GREY KENDZO MARBLE
7050130	PLINTH SHELF, KUNIS BRECCIA

TECHNICAL SPECIFICATIONS

PRODUCT TYPE
Shelf

COLLI
1

ENVIRONMENT
Indoor

DIMENSIONS
H: 10 cm / 3,9"
W: 60 cm / 23,6"
D: 12 cm / 4,7"

PRODUCTION PROCESS
CNC cut marble plates glued together on a CNC cut plywood inner construction.

Being composed of a natural material, each product is unique and the surface may nuance compared to the images.

COLOUR
Grey Kendzo marble
Kunis Breccia stone

MATERIALS
Grey Kendzo marble, Kunis Breccia Stone and plywood.

WEIGHT
3,5 kg / 7,72 lb

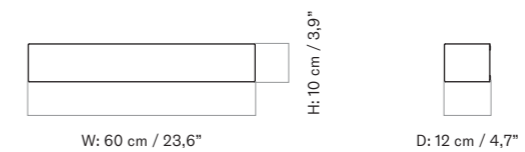
TEST
N/A

CERTIFICATIONS
TSCA title IV compliant

PACKAGING TYPE
Brown box

PACKAGING MEASUREMENTS
(H × W × D)
14 cm × 67 cm × 16,5 cm /
5,5" × 26,4" × 6,5"

MATERIALS & MAINTENANCE
Please see page 680 for materials, care and maintenance instructions.



RAIL SHELF

Designed by *Keiji Ashizawa*

Natural or dark stained oak shelf with steel wall bracket.


PRODUCT OPTIONS

STOCK OPTIONS

Oak tabletop



NATURAL OAK



DARK STAINED OAK

Powder coated steel frame



BLACK

SKU	VARIANT
1207039	RAIL SHELF, BLACK STEEL / NATURAL OAK
1207849	RAIL SHELF, BLACK STEEL / DARK STAINED OAK



TECHNICAL SPECIFICATIONS

PRODUCT TYPE
Shelf

COLLI
1

ENVIRONMENT
Indoor

DIMENSIONS
H: 21 cm / 8,3"
W: 92 cm / 36,2"
D: 25 cm / 9,8"

PRODUCTION PROCESS
Shelves are made from CNC-milled MDF with a 5 mm solid wood edge and glued veneer. The frame is made from welded square steel rods.

COLOUR
Tabletop
Natural oak
Dark stained oak

Frame
Black (RAL 9005)

GLOSS
Gloss 10-20

MATERIALS
Oak veneer, MDF, steel

WEIGHT
N / A

TEST
Vertical Static Load Test (60 kg / 132 lb)

CERTIFICATIONS
TSCA title VI compliant

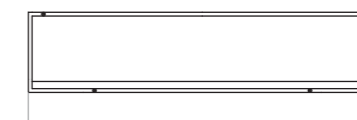
PACKAGING TYPE
Brown box

PACKAGING MEASUREMENTS
(H × W × D)

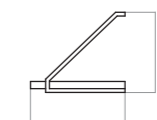
Shelf
5,5 cm × 98,1 cm × 32,5 cm /
2,2" × 38,6" × 12,8"

Frame
25,5 cm × 95 cm × 24,5 cm /
10" × 37,4" × 9,6"

MATERIALS & MAINTENANCE
Please see page 680 for materials, care and maintenance instructions.



W: 92 cm / 36,2"



D: 25 cm / 9,8"

H: 21,2 cm / 8,3"



ZET STORAGE SYSTEM

Designed by *KaschKasch*

[BACK TO START](#)

Zet is a thoughtfully designed landing spot for the essential objects that define a space. The intuitive, minimalist and modular shelving system has an airy feel and the ability to be configured to suit any room thanks to its customisable form in six colour options and which now comes with display shelves and pinboard backs in corresponding colours, allowing you to play around with combinations to create precisely the look you want.



PRODUCT OPTIONS

Shelf



BLACK OAK



NATURAL OAK



DARK STAINED OAK

Powder coated steel frame



BLACK STEEL

PRODUCT TYPE
Storage system

COLLI
1

ENVIRONMENT
Indoor

DIMENSIONS

H70
H: 70 cm / 27,6"
W: 153 cm / 60,2"
D: 40 cm / 15,7"

H114
H: 114 cm / 44,9"
W: 153 cm / 60,2"
D: 40 cm / 15,7"

H158
H: 158 cm / 62,2"
W: 153 cm / 60,2"
D: 40 cm / 15,7"

PRODUCTION PROCESS

Frames are made from steel rods welded together and powder coated. Shelves made from oak veneered MDF.

TECHNICAL SPECIFICATIONS

COLOUR

Base
Black (RAL 9005)

Shelf
Natural oak
Dark stained oak
Black oak

GLOSS
Gloss 10-20

MATERIALS

Base
Powder coated steel

Shelf
Oak veneered MDF board

WEIGHT

Zet, Storage System, H70, L150
23 kg / 50,7 lb

Zet, Storage System, H114, L150
33,8 kg / 74,5 lb

Zet, Storage System, H158, L150
45,7 kg / 100,8 lb

TEST
TSCA title IV compliant

CERTIFICATIONS
TSCA title IV compliant

PACKAGING TYPE
Brown box

PACKAGING MEASUREMENTS
(H × W × D)

Shelf
155,5 cm × 45,5 cm × 12,5 cm /
61,2" × 17,9" × 4,9"

Base, H70
6 cm × 90 cm × 43 cm /
2,4" × 35,4" × 16,9"

Base, H114
6 cm × 133 cm × 43 cm /
2,4" × 52,4" × 16,9"


Base, H158
6 cm × 175 cm × 43 cm /
2,4" × 68,9" × 16,9"

MATERIALS & MAINTENANCE
Please see page 680 for materials, care and maintenance instructions.




TECHNICAL SPECIFICATIONS

H70



W: 150 cm / 59"

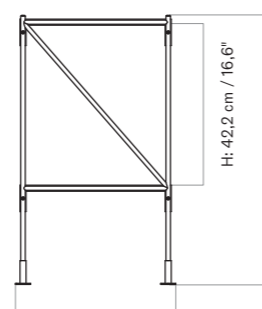
H: 40 cm / 15,7"



W: 155 cm / 61"

H: 37 cm / 14,6"

H: 70 cm / 27,6"




D: 42,4 cm / 16,7"

H: 42,2 cm / 16,6"


H: 70 cm / 27,6"

H114



W: 150 cm / 59"

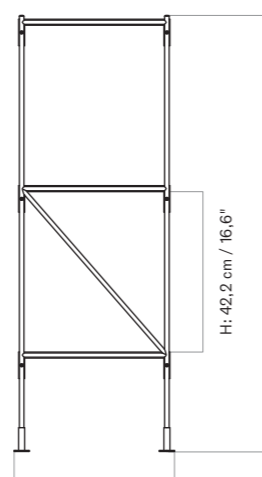
H: 40 cm / 15,7"



W: 155 cm / 61"

H: 37 cm / 14,6"

H: 114 cm / 44,9"




D: 42,4 cm / 16,7"

H: 42,2 cm / 16,6"

H: 114 cm / 44,9"

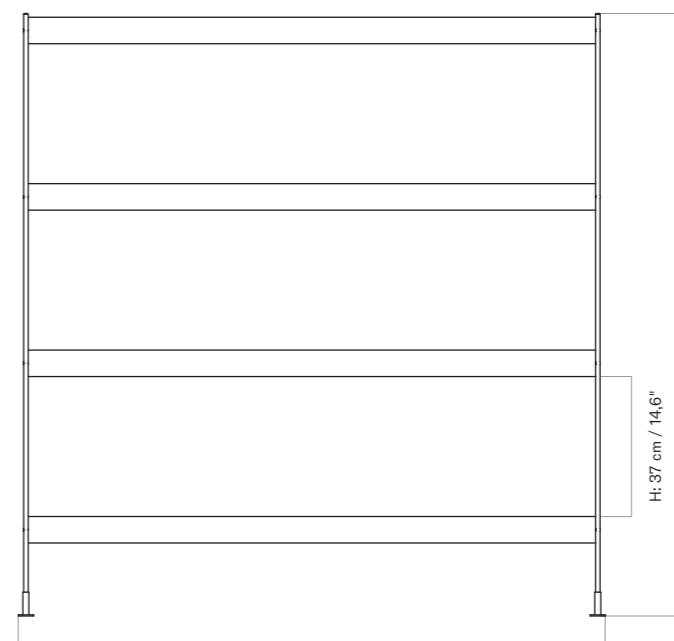
TECHNICAL SPECIFICATIONS

H158



W: 150 cm / 59"

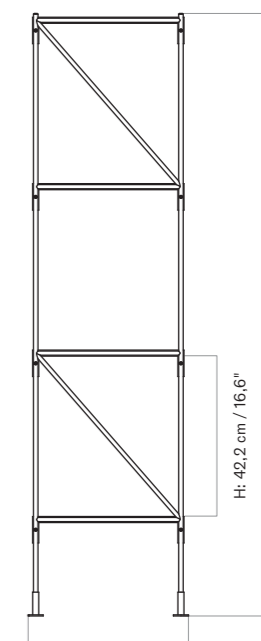
H: 40 cm / 15,7"



W: 155 cm / 61"

H: 37 cm / 14,6"

H: 158 cm / 62,2"









D: 42,4 cm / 16,7"

H: 42,2 cm / 16,6"

H: 158 cm / 62,2"



RECOMMENDED COMBINATIONS
Selected combinations 6–8 weeks delivery time.

SKU	VARIANT
<i>Zet storage system H70</i>	
7355539	 ZET STORAGE SYSTEM, H70, BLACK STEEL / BLACK OAK
7355039	 ZET STORAGE SYSTEM, H70, BLACK STEEL / NATURAL OAK
7355849	 ZET STORAGE SYSTEM, H70, BLACK STEEL / DARK STAINED OAK
<i>Zet storage system H114</i>	
7365539	 ZET STORAGE SYSTEM, H114, BLACK STEEL / BLACK OAK
7365039	 ZET STORAGE SYSTEM, H114, BLACK STEEL / NATURAL OAK
7365849	 ZET STORAGE SYSTEM, H114, BLACK STEEL / DARK STAINED OAK

RECOMMENDED COMBINATIONS
Selected combinations 6–8 weeks delivery time.

SKU	VARIANT
<i>Zet storage system H158</i>	
7375539	 ZET STORAGE SYSTEM, H158, BLACK STEEL / BLACK OAK
7375039	 ZET STORAGE SYSTEM, H158, BLACK STEEL / NATURAL OAK
7375849	 ZET STORAGE SYSTEM, H158, BLACK STEEL / DARK STAINED OAK

ZET STORAGE SYSTEM, MAGAZINE SHELF
Designed by *KaschKasch*

[BACK TO START](#)

Zet is a thoughtfully designed landing spot for the essential objects that define a space. The intuitive, minimalist and modular shelving system has an airy feel and the ability to be configured to suit any room thanks to its customisable form in six colour options and which now comes with display shelves and pinboard backs in corresponding colours, allowing you to play around with combinations to create precisely the look you want.



BLACK
7350539



IVORY
7350649

STOCK OPTIONS

SKU	VARIANT
7350539	ZET STORAGE SYSTEM, MAGAZINE SHELF, BLACK
7350649	ZET STORAGE SYSTEM, MAGAZINE SHELF, IVORY

TECHNICAL SPECIFICATIONS

PRODUCT TYPE
Storage System

COLLI
1

PRODUCTION PROCESS
Made from sheet steel bend to shape then powder coated.

DIMENSIONS
W: 152 cm / 59,8"
H: 31 cm / 12,2"
D: 3,3 cm / 1,3"

WEIGHT
N / A

MATERIALS
Powder coated steel

COLOUR
Black (RAL 9005)
Ivory (NCS S 1002-Y50R)

GLOSS
Gloss 10-20


TEST
N / A

CERTIFICATIONS
N / A


PACKAGING TYPE
Brown box

PACKAGING MEASUREMENTS
(H x W x D)
154 cm x 33 cm x 5 cm /
60,6" x 13" x 2"

MATERIALS & MAINTENANCE
Please see page 680 for materials, care and maintenance instructions.



W: 152 cm / 59,8"



H: 31 cm / 12,2"
D: 3,3 cm / 1,3"

ZET STORAGE SYSTEM, BACK PANEL
Designed by *KaschKasch*

Zet is a thoughtfully designed landing spot for the essential objects that define a space. The intuitive, minimalist and modular shelving system has an airy feel and the ability to be configured to suit any room thanks to its customisable form in six colour options and which now comes with display shelves and pinboard backs in corresponding colours, allowing you to play around with combinations to create precisely the look you want.



OFF WHITE
7351659



TAUPE
7351959




BRICK RED
7351399

STOCK OPTIONS

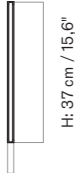
SKU	VARIANT
7351659	ZET, STORAGE SYSTEM, L150, BACK PANEL, OFF WHITE
7351959	ZET, STORAGE SYSTEM, L150, BACK PANEL, TAUPE
7351399	ZET, STORAGE SYSTEM, L150, BACK PANEL, BRICK RED

TECHNICAL SPECIFICATIONS

PRODUCT TYPE Storage System	WEIGHT 6,2 kg / 13,7 lb	TEST N / A
COLLI 1	MATERIALS MDF board, textile	CERTIFICATIONS N / A
PRODUCTION PROCESS Made from MDF boards CNC milled at the sides, and covered with fabric.	COLOUR Off white Brick red Taupe	PACKAGING TYPE Brown box
DIMENSIONS W:151 cm / 59,4" H: 37 cm / 15,6" D:1,6 cm / 0,5"	GLOSS Gloss 10-20	PACKAGING MEASUREMENTS (H x W x D) 159 cm x 45,5 cm x 9 cm / 62,6" x 17,9" x 3,5"
MATERIALS & MAINTENANCE Please see page 680 for materials, care and maintenance instructions.		



W: 151 cm / 59,4"




H: 37 cm / 15,6"

D: 1,6cm / 0,6"

Natural, dark stained oak or Black oak shelf.
Available in three sizes.

PRODUCT OPTIONS

STOCK OPTIONS



SKU	VARIANT
6600539	GRIDY FUNGI SHELF, SMALL, BLACK OAK
6600039	GRIDY FUNGI SHELF, SMALL, NATURAL OAK
6700539	GRIDY FUNGI SHELF, MEDIUM, BLACK OAK
6700939	GRIDY FUNGI SHELF, MEDIUM, DARK STAINED OAK
6700039	GRIDY FUNGI SHELF, MEDIUM, NATURAL OAK
6800539	GRIDY FUNGI SHELF, LARGE, BLACK OAK
6800939	GRIDY FUNGI SHELF, LARGE, DARK STAINED OAK
6800039	GRIDY FUNGI SHELF, LARGE, NATURAL OAK

TECHNICAL SPECIFICATIONS

PRODUCT TYPE
Shelf

PRODUCTION PROCESS
Shelves are made with CNC laser cut, glued wood.

PACKAGING TYPE
Gift box

COLLI
Small: 4
Medium: 4
Large: 2

COLOURS
Black oak
Dark stained oak
Natural oak

PACKAGING MEASUREMENTS
(H × W × D)

Small
5,5 cm × 23,5 cm × 12 cm / 2,2" × 9,3" × 4,7"

DIMENSIONS

Small
H: 5 cm / 1,96"
W: 22 cm / 8,7"
D: 11 cm / 4,3"

Medium
H: 5 cm / 1,96"
W: 30 cm / 11,8"
D: 15 cm / 5,9"

MATERIALS
Oak, painted Black oak and dark stained oak.

Medium
5,5 cm × 32,5 cm × 16,2 cm /
2,2" × 12,8" × 6,4"

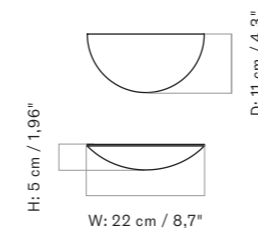
Large
H: 5 cm / 1,96"
W: 42 cm / 16,5"
D: 21 cm / 8,3"

WEIGHT
Small: 0,4 kg / 0,88 lb
Medium: 0,7 kg / 1,54 lb
Large: 1,5 kg / 3,30 lb

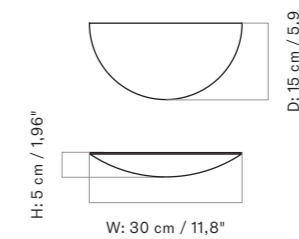
Large
5,5 cm × 44 cm × 22 cm / 2,2" × 17,3" × 8,7"

MATERIALS & MAINTENANCE
Please see page 680 for materials, care and maintenance instructions.

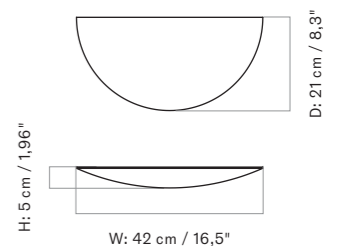
FUNGI SHELF SMALL



FUNGI SHELF MEDIUM



FUNGI SHELF LARGE





EPOCH SHELF

Designed by *Nina Bruun*

[BACK TO START](#)

Curved edges and warm materiality meet on the Epoch Shelf, designed by Nina Bruun. Crafted from oak veneer in two finishes, the wall-mounted design brings a natural touch to walls as a practical landing spot for hallway clutter or a space-enhancing base for decorative objects. It can be turned for use as either a deep tray or shallow shelf and multiples can be suspended in rows.

PRODUCT OPTIONS

Shelf 50



NATURAL OAK / FOG
6205039



DARK STAINED OAK / BLACK
6205849

Shelf 79



NATURAL OAK
6217039



NATURAL OAK / FOG
6207039



STOCK OPTIONS

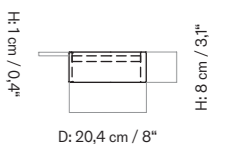
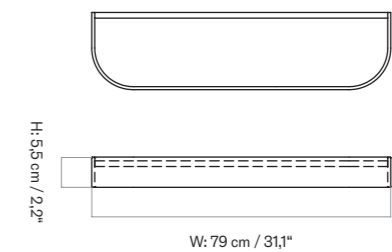
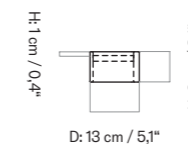
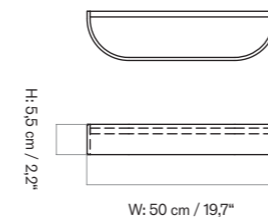
SKU	VARIANT
6205039	EPOCH SHELF, 50, NATURAL OAK / FOG
6205849	EPOCH SHELF, 50, DARK STAINED OAK / BLACK
6207039	EPOCH SHELF, 79, NATURAL OAK / FOG
6207849	EPOCH SHELF, 79, DARK STAINED OAK / BLACK

TECHNICAL SPECIFICATIONS

PRODUCT TYPE Shelf	PRODUCTION PROCESS Bended plywood with oak veneer and high pressure laminate.	PACKAGING TYPE Gift box
COLLI 2	COLOURS Natural oak / fog Dark stained oak / Black	PACKAGING MEASUREMENTS (H x W x D) 50 N / A
DIMENSIONS 50 H: 5,5 cm / 2,2" W: 50 cm / 19,7" D: 13 cm / 5,1" 79 H: 5,5 cm / 2,2" W: 79 cm / 31,1" D: 20,4 cm / 8"	MATERIALS Plywood, oak venner and HPL	79 N / A
WEIGHT 50: N / A 79: N / A	MATERIALS & MAINTENANCE Please see page 680 for materials, care and maintenance instructions.	

50

79





EPOCH RACK

Designed by *Nina Bruun*

Curved edges and warm materiality meet on the Epoch Rack, designed for Audo by Nina Bruun. Crafted from oak veneer in two finishes, the streamlined wall-mounted rack brings a natural touch to walls. Multiples can be suspended in rows.

PRODUCT OPTIONS

Rack 50



NATURAL OAK
6215039



DARK STAINED OAK
6215849

Rack 79



NATURAL OAK
6217039



DARK STAINED OAK
6217849



STOCK OPTIONS

SKU	VARIANT
6215039	EPOCH RACK, 50, NATURAL OAK
6215849	EPOCH RACK, 50, DARK STAINED OAK
6217039	EPOCH RACK, 79, NATURAL OAK
6217849	EPOCH RACK, 79, DARK STAINED OAK

TECHNICAL SPECIFICATIONS

PRODUCT TYPE
Rack

PRODUCTION PROCESS
Bended plywood with oak veneer and oak turned hooks.

PACKAGING TYPE
Gift box

COLLI
2

COLOURS
Natural oak
Dark stained oak

PACKAGING MEASUREMENTS
(H x W x D)

DIMENSIONS

50
H: 8 cm / 3,1"
W: 50 cm / 19,7"
D: 11 cm / 4,3"

MATERIALS
Plywood and oak veneer

50
N / A

79
H: 8 cm / 3,1"
W: 79 cm / 31,1"
D: 11 cm / 4,3"

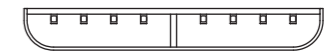
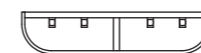
WEIGHT
50: N / A
79: N / A

79
N / A

MATERIALS & MAINTENANCE
Please see page 680 for materials, care and maintenance instructions.

50

79




W: 50 cm / 19,7"



D: 11 cm / 4,3"

H: 8 cm / 3,1"



W: 79 cm / 31,1"



D: 11 cm / 4,3"

H: 8 cm / 3,1"



AFTERROOM COAT HANGER

Designed by *Afteroom*

[BACK TO START](#)

Powder coated steel hanger with two to six circular hooks.

PRODUCT OPTIONS

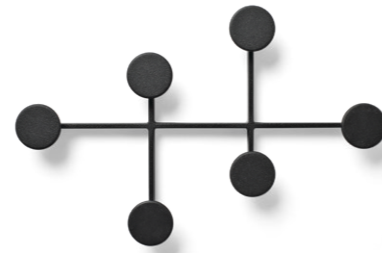
Small



BLACK
8910539

BLACK / BRASS
8910579


Large



BLACK
8900539



BLACK / BRASS
8900579



WHITE
8900639

STOCK OPTIONS

SKU	VARIANT
8910539	AFTERROOM COAT HANGER, SMALL, BLACK
8910579	AFTERROOM COAT HANGER, SMALL, BLACK / BRASS
8900539	AFTERROOM COAT HANGER, BLACK
8900579	AFTERROOM COAT HANGER, BLACK / BRASS
8900639	AFTERROOM COAT HANGER, WHITE

TECHNICAL SPECIFICATIONS

PRODUCT TYPE
Coat hanger

COLLI
Small: 4
Large: 2

DIMENSIONS

Small
H: 7,4 cm / 2,9"
W: 18,5 cm / 7,3"
D: 4 cm / 1,6"

Large
H: 24 cm / 9,4"
W: 37 cm / 14,6"
D: 4 cm / 1,6"

PRODUCTION PROCESS
The coat hanger is made from cast zink alloy with a powder coated or plated surface.

COLOURS
Black (RAL 9005)
Black (RAL 9005) / Brass
White (RAL 9016)
Black (RAL 9005) / Burgundy (Pantone 188C) / Brass

MATERIALS
Powder coated and plated zink alloy

WEIGHT
Small: 0,3 kg / 0,66 lb
Large: 0,8 kg / 1,76 lb

PACKAGING TYPE
Gift box

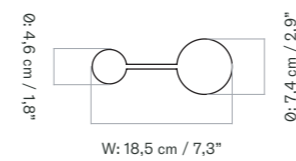
PACKAGING MEASUREMENTS
(H × W × D)

Small
21,5 cm × 10,2 cm × 4,4 cm /
8,5" × 4,0" × 1,7"

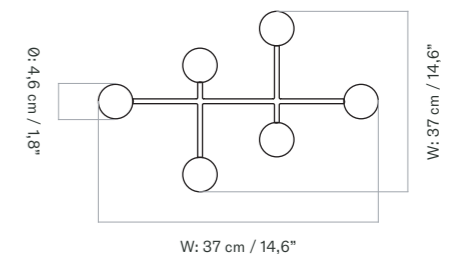
Large
20 cm × 37 cm × 4,5 cm /
7,9" × 14,6" × 1,8"

MATERIALS & MAINTENANCE
Please see page 680 for materials, care and maintenance instructions.

SMALL



LARGE



 Frame 28 →

 Suspension brackets for Frame →

 Frame 35 →

 Frame 49 Trio →

 Frame 35 Sideboard →

 Frame 49 Trio Sideboard →

 Frame 42 →

 Frame Shoe Cabinet →

 Frame 49 →

 Frame View →

 Frame 49 Sideboard →

 Frame Square Standard →

 Frame 70 →

 Door for Frame →

 Shelf for Frame →

 Base for Frame →

 Double base for Frame →

Frame 28 is a flexible storage solution consisting of a square module in a cubistic frame. The simple storage system is inspired by the Kubus candleholder by Mogens Lassen, based on strict mathematical formulas and designed with the greatest precision. The Frame modules are available in five sizes: 28, 35, 42, 49 and 70, for use in countless contexts. Combine the Frame modules to create a classic bookcase, a nightstand, a room divider or something else entirely. The possible combinations are endless. The Frame modules are available with or without doors, shelves and Drawers, making sure that you can design the perfect storage solution to match your needs for organisation and storage. This variant is a classic Frame 28 module without doors and shelves. The entire Frame collection is manufactured and assembled by hand in Denmark. It is a collection that truly unites functionality, quality and aesthetics.



PRODUCT OPTIONS

Material



DARK GREY

LIGHT GREY

FJORD

SAND

WHITE

OAK

BLACK STAINED ASH

SMOKED OAK

Frame



BLACK ALUMINIUM

STOCK OPTIONS

SKU	VARIANT
BL39141	FRAME 28, 28X28X28, DARK GREY
BL39142	FRAME 28, 28X28X28, LIGHT GREY
BL39143	FRAME 28, 28X28X28, FJORD
BL39144	FRAME 28, 28X28X28, SAND
BL39145	FRAME 28, 28X28X28, WHITE
BL40140	FRAME 28, 28X28X28, OAK
BL40143	FRAME 28, 28X28X28, BLACK STAINED ASH
BL40146	FRAME 28, 28X28X28, SMOKED OAK

TECHNICAL SPECIFICATIONS

PRODUCT TYPE
Storage system

COLLI
1

ENVIRONMENT
Indoor

DIMENSIONS
H: 28 cm / 11"
W: 28 cm / 11"
D: 28 cm / 11"

PRODUCTION PROCESS
The frame is made from 6mm aluminum profiles that are mounted with zinc casted corners. Afterwards the frame is grinded to obtain a smooth finish before the frame is powder coated. The plates are made from a MDF core with a melamine or veneer surface.

COLOURS

Material
Dark Grey
Light Grey
Fjord
Sand
White
Oak
Black Stained Ash
Smoked Oak

Frame
Black (RAL 9005)

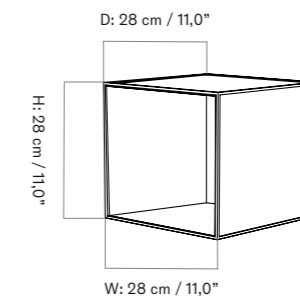
MATERIALS
Aluminium, MDF with melamine or ash/oak veneer

WEIGHT
Melamine: 4,702 kg / 10,37 lb
Veneer: 4,702 kg / 10,37 lb

PACKAGING TYPE
Brown box

PACKAGING MEASUREMENTS
(H × W × D)
35 cm × 35 cm × 35 cm /
13,8" × 13,8" × 13,8"

MATERIALS & MAINTENANCE
Please see page 680 for materials, care and maintenance instructions.



Frame 28 with a door is a flexible storage solution consisting of a square module in a cubistic frame. The simple storage system is inspired by the Kubus candleholder by Mogens Lassen, based on strict mathematical formulas and designed with the greatest precision. The Frame modules including a door are available in five sizes: 28, 35, 42, 49 and 70, for use in countless contexts. Combine the Frame modules to create a classic bookcase, a nightstand, a room divider or something else entirely. The possible combinations are endless. The Frame modules are available with or without doors, shelves and Drawers, making sure that you can design the perfect storage solution to match your needs for organisation and storage. This variant is a classic Frame 28 module with a door. The entire Frame collection is manufactured and assembled by hand in Denmark. It is a collection that truly unites functionality, quality and aesthetics.



PRODUCT OPTIONS

Material



DARK GREY

LIGHT GREY



FJORD

SAND



WHITE


OAK



BLACK STAINED ASH

SMOKED OAK

Frame



BLACK ALUMINIUM

STOCK OPTIONS

SKU	VARIANT
BL39341	FRAME 28 WITH DOOR, 28X28X28, DARK GREY
BL39342	FRAME 28 WITH DOOR, 28X28X28, LIGHT GREY
BL39343	FRAME 28 WITH DOOR, 28X28X28, FJORD
BL39344	FRAME 28 WITH DOOR, 28X28X28, SAND
BL39345	FRAME 28 WITH DOOR, 28X28X28, WHITE
BL40340	FRAME 28 WITH DOOR, 28X28X28, OAK
BL40343	FRAME 28 WITH DOOR, 28X28X28, BLACK STAINED ASH
BL40346	FRAME 28 WITH DOOR, 28X28X28, SMOKED OAK

TECHNICAL SPECIFICATIONS

PRODUCT TYPE
Storage system

COLLI
1

ENVIRONMENT
Indoor

DIMENSIONS
H: 28 cm / 11"
W: 28 cm / 11"
D: 28 cm / 11"

PRODUCTION PROCESS
The frame is made from 6mm aluminum profiles that are mounted with zinc casted corners. Afterwards the frame is grinded to obtain a smooth finish before the frame is powder coated. The plates are made from a MDF core with a melamine or veneer surface. The mounting and handle are made from aluminum with powder coated black finish. The mounting has a soft close function.

COLOURS

Material
Dark Grey
Light Grey
Fjord
Sand
White
Oak
Black Stained Ash
Smoked Oak

Frame
Black (RAL 9005)

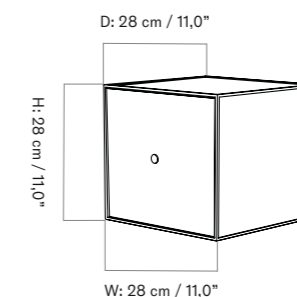
MATERIALS
Aluminium, MDF with melamine or ash/oak veneer

WEIGHT
Melamine: 4,702 kg / 10,37 lb
Veneer: 4,702 kg / 10,37 lb

PACKAGING TYPE
Brown box

PACKAGING MEASUREMENTS
(H x W x D)
36 cm x 35 cm x 34,5 cm /
14.17 x 13.77 x 13.58

MATERIALS & MAINTENANCE
Please see page 680 for materials, care and maintenance instructions.






FRAME 35

Designed by *Søren Lassen*

The Frame collection is a flexible storage solution that is inspired by the Kubus candleholder by Mogens Lassen, based on strict mathematical formulas and designed with the greatest precision. The various Frame modules come in different colours and sizes, which can be combined into a classic bookcase, a nightstand, a room divider or something else entirely. The possible combinations are endless. The entire Frame collection is manufactured and assembled by hand in Denmark. It is a collection that truly unites functionality, quality and aesthetics.



PRODUCT OPTIONS

Material



DARK GREY

LIGHT GREY



FJORD

SAND



WHITE


OAK



BLACK STAINED ASH

SMOKED OAK

Frame



BLACK ALUMINIUM

STOCK OPTIONS

SKU	VARIANT
BL39151	FRAME 35, 35X35X35, DARK GREY
BL39152	FRAME 35, 35X35X35, LIGHT GREY
BL39153	FRAME 35, 35X35X35, FJORD
BL39154	FRAME 35, 35X35X35, SAND
BL39155	FRAME 35, 35X35X35, WHITE
BL40150	FRAME 35, 35X35X35, OAK
BL40153	FRAME 35, 35X35X35, BLACK STAINED ASH
BL40156	FRAME 35, 35X35X35, SMOKED OAK

TECHNICAL SPECIFICATIONS

PRODUCT TYPE
Storage system

COLLI
1

ENVIRONMENT
Indoor

DIMENSIONS
H: 35 cm / 13,8"
W: 35 cm / 13,8"
D: 35 cm / 13,8"

PRODUCTION PROCESS
The frame is made from 6mm aluminum profiles that are mounted with zinc casted corners. Afterwards the frame is grinded to obtain a smooth finish before the frame is powder coated. The plates are made from a MDF core with a melamine or veneer surface.

COLOURS

Material
Dark Grey
Light Grey
Fjord
Sand
White
Oak
Black Stained Ash
Smoked Oak

Frame
Black (RAL 9005)

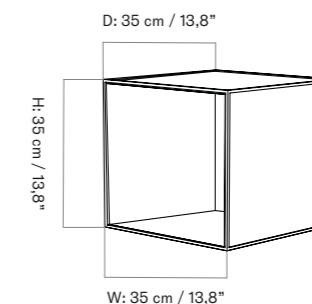
MATERIALS
Aluminium, MDF with melamine or ash/oak veneer

WEIGHT
9,462 kg / 20,86 lb

PACKAGING TYPE
Brown box

PACKAGING MEASUREMENTS
(H x W x D)
42,5 cm x 42 cm x 41,5 cm /
16,7" x 16,5" x 16,3"

MATERIALS & MAINTENANCE
Please see page 680 for materials, care and maintenance instructions.






FRAME 35 WITH DOOR

Designed by *Søren Lassen*

[BACK TO START](#)

The Frame collection is a flexible storage solution that is inspired by the Kubus candleholder by Mogens Lassen, based on strict mathematical formulas and designed with the greatest precision. The various Frame modules come in different colours and sizes, which can be combined into a classic bookcase, a nightstand, a room divider or something else entirely. The possible combinations are endless. The entire Frame collection is manufactured and assembled by hand in Denmark. It is a collection that truly unites functionality, quality and aesthetics.



PRODUCT OPTIONS

Material



DARK GREY

LIGHT GREY



FJORD

SAND



WHITE

OAK



BLACK STAINED ASH

SMOKED OAK

Frame



BLACK ALUMINIUM

STOCK OPTIONS

SKU	VARIANT
BL39351	FRAME 35 WITH DOOR, 35X35X35, DARK GREY
BL39352	FRAME 35 WITH DOOR, 35X35X35, LIGHT GREY
BL39353	FRAME 35 WITH DOOR, 35X35X35, FJORD
BL39354	FRAME 35 WITH DOOR, 35X35X35, SAND
BL39355	FRAME 35 WITH DOOR, 35X35X35, WHITE
BL40350	FRAME 35 WITH DOOR, 35X35X35, OAK
BL40353	FRAME 35 WITH DOOR, 35X35X35, BLACK STAINED ASH
BL40356	FRAME 35 WITH DOOR, 35X35X35, SMOKED OAK

TECHNICAL SPECIFICATIONS

PRODUCT TYPE
Storage system

COLLI
1

ENVIRONMENT
Indoor

DIMENSIONS
H: 35 cm / 13,8"
W: 35 cm / 13,8"
D: 35 cm / 13,8"

PRODUCTION PROCESS
The frame is made from 6mm aluminum profiles that are mounted with zinc casted corners. Afterwards the frame is grinded to obtain a smooth finish before the frame is powder coated. The plates are made from a MDF core with a melamine or veneer surface. The mounting and handle are made from aluminum with powder coated black finish. The mounting has a soft close function.

COLOURS

Material
Dark Grey
Light Grey
Fjord
Sand
White
Oak
Black Stained Ash
Smoked Oak

Frame
Black (RAL 9005)

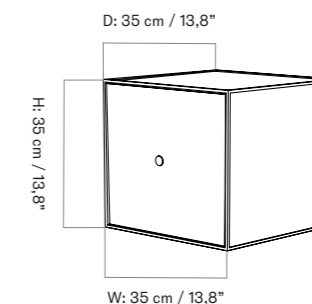
MATERIALS
Aluminium, MDF with melamine or ash/oak veneer

WEIGHT
9,462 kg / 20,86 lb

PACKAGING TYPE
Brown box

PACKAGING MEASUREMENTS
(H x W x D)
42,5 cm x 42 cm x 41,5 cm /
16,7" x 16,5" x 16,3"

MATERIALS & MAINTENANCE
Please see page 680 for materials, care and maintenance instructions.





FRAME 35 WITH ONE DRAWER

Designed by *Søren Lassen*

Frame 35 with one drawer is a flexible storage solution consisting of a square module in a cubistic frame. The simple storage system is inspired by the Kubus candleholder by Mogens Lassen, based on strict mathematical formulas and designed with the greatest precision. Frame with one drawer is available in two sizes: 35 and 49, for use in countless contexts. Combine the Frame modules to create a classic bookcase, a nightstand, a room divider or something else entirely. The possible combinations are endless. The Frame modules are available with or without doors, shelves and Drawers, making sure that you can design the perfect storage solution to match your needs for organisation and storage. This variant is a Frame 35 module with one drawer, featuring a soft-close system and hidden tracks. The entire Frame collection is manufactured and assembled by hand in Denmark. It is a collection that truly unites functionality, quality and aesthetics.



PRODUCT OPTIONS

Material



DARK GREY

LIGHT GREY

FJORD

SAND

WHITE

OAK

BLACK STAINED ASH

SMOKED OAK

Frame



BLACK ALUMINIUM

STOCK OPTIONS

SKU	VARIANT
BL39511	FRAME 35 WITH ONE DRAWER, 35X35X35, DARK GREY
BL39512	FRAME 35 WITH ONE DRAWER, 35X35X35, LIGHT GREY
BL39513	FRAME 35 WITH ONE DRAWER, 35X35X35, FJORD
BL39514	FRAME 35 WITH ONE DRAWER, 35X35X35, SAND
BL39515	FRAME 35 WITH ONE DRAWER, 35X35X35, WHITE
BL40510	FRAME 35 WITH ONE DRAWER, 35X35X35, OAK
BL40513	FRAME 35 WITH ONE DRAWER, 35X35X35, BLACK STAINED ASH
BL40516	FRAME 35 WITH ONE DRAWER, 35X35X35, SMOKED OAK

TECHNICAL SPECIFICATIONS

PRODUCT TYPE
Storage system

COLLI
1

ENVIRONMENT
Indoor

DIMENSIONS
H: 35 cm / 13,8"
W: 35 cm / 13,8"
D: 35 cm / 13,8"

PRODUCTION PROCESS
The frame is made from 6mm aluminum profiles that are mounted with zinc casted corners. Afterwards the frame is grinded to obtain a smooth finish before the frame is powder coated. The plates are made from a MDF core with a melamine or veneer surface.

COLOURS
Material
Dark Grey
Light Grey
Fjord
Sand
White
Oak
Black Stained Ash
Smoked Oak

Frame
Black (RAL 9005)

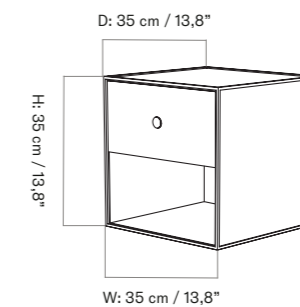
MATERIALS
Aluminium, MDF with melamine or ash/oak veneer

WEIGHT
9,462 kg / 20,86 lb

PACKAGING TYPE
Brown box

PACKAGING MEASUREMENTS
(H x W x D)
42,5 cm x 42 cm x 41,5 cm /
16,7" x 16,5" x 16,3"

MATERIALS & MAINTENANCE
Please see page 680 for materials, care and maintenance instructions.





FRAME 35 WITH TWO DRAWERS

Designed by *Søren Lassen*

[BACK TO START](#)

Frame 35 with two Drawers is a flexible storage solution consisting of a square module in a cubistic frame. The simple storage system is inspired by the Kubus candleholder by Mogens Lassen, based on strict mathematical formulas and designed with the greatest precision. Frame is available in many variants for use in countless contexts. The Frame modules can be hung directly on the wall or stand on their own on the floor. Combine the Frame modules to create a classic bookcase, a nightstand, a room divider or something else entirely. The possible combinations are endless. The Frame modules are available with or without doors, shelves and Drawers, making sure that you can design the perfect storage solution to match your needs for organisation and storage. This variant is a Frame 35 module with two Drawers, featuring a soft-close system and hidden tracks. The entire Frame collection is manufactured and assembled by hand in Denmark. It is a collection that truly unites functionality, quality and aesthetics.



PRODUCT OPTIONS

Material



BLACK STAINED ASH

SMOKED OAK

Frame



BLACK ALUMINIUM

STOCK OPTIONS

SKU	VARIANT
BL39501	FRAME 35 WITH TWO DRAWERS, 35X35X35, DARK GREY
BL39502	FRAME 35 WITH TWO DRAWERS, 35X35X35, LIGHT GREY
BL39503	FRAME 35 WITH TWO DRAWERS, 35X35X35, FJORD
BL39504	FRAME 35 WITH TWO DRAWERS, 35X35X35, SAND
BL39505	FRAME 35 WITH TWO DRAWERS, 35X35X35, WHITE
BL40500	FRAME 35 WITH TWO DRAWERS, 35X35X35, OAK
BL40503	FRAME 35 WITH TWO DRAWERS, 35X35X35, BLACK STAINED ASH
BL40506	FRAME 35 WITH TWO DRAWERS, 35X35X35, SMOKED OAK

TECHNICAL SPECIFICATIONS

PRODUCT TYPE
Storage system

COLLI
1

ENVIRONMENT
Indoor

DIMENSIONS
H: 35 cm / 13,8"
W: 35 cm / 13,8"
D: 35 cm / 13,8"

PRODUCTION PROCESS
The frame is made from 6mm aluminum profiles that are mounted with zinc casted corners. Afterwards the frame is grinded to obtain a smooth finish before the frame is powder coated. The plates are made from a MDF core with a melamine or veneer surface. The drawer is made from plywood and covered with black foil. The bottom is made from black painted MDF. The tracks are made from steel and has a soft-close system. The handles are made from aluminum with powder coated black finish.

COLOURS
Material
Dark Grey
Light Grey
Fjord
Sand
White
Oak
Black Stained Ash
Smoked Oak

Frame
Black (RAL 9005)

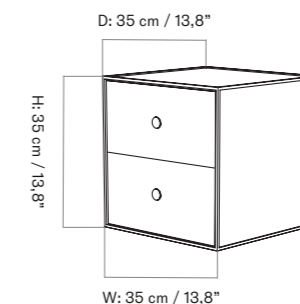
MATERIALS
Aluminium, MDF with melamine or ash/oak veneer

WEIGHT
9,462 kg / 20,86 lb

PACKAGING TYPE
Brown box

PACKAGING MEASUREMENTS
(H × W × D)
42,5 cm × 42 cm × 41,5 cm /
16,7" × 16,5" × 16,3"

MATERIALS & MAINTENANCE
Please see page 680 for materials, care and maintenance instructions.





FRAME 35 SIDEBORD WITH ONE DRAWER
Designed by *Søren Lassen*

[BACK TO START](#)

Frame Sideboard is a flexible storage solution consisting of a square module in a cubistic frame with a cubistic black metal base. The simple storage system is inspired by the Kubus candleholder by Mogens Lassen, based on strict mathematical formulas and designed with the greatest precision. Whether standing alone or as a combination of modules, Frame Sideboard is a beautiful and functional storage solution. Place Frame Sideboard next to the sofa or bed, or use it as a classic spacious bookcase. The Frame module can also be separated from the cubistic Base for Frame and instead hung on the wall if your home needs a new touch, or to cater for changing storage needs. Frame Sideboard is available in different sizes and with one, two or three Drawers, featuring a soft-close system and hidden tracks. The entire Frame collection is manufactured and assembled by hand in Denmark. It is a collection that truly unites functionality, quality and aesthetics.



PRODUCT OPTIONS

Material



DARK GREY

LIGHT GREY



FJORD

SAND



WHITE

OAK



BLACK STAINED ASH

SMOKED OAK

Frame



BLACK ALUMINIUM

STOCK OPTIONS

SKU	VARIANT
BL39402	FRAME 35 SIDEBORD WITH 1 DRAWER, DARK GREY
BL39403	FRAME 35 SIDEBORD WITH 1 DRAWER, LIGHT GREY
BL39408	FRAME 35 SIDEBORD WITH 1 DRAWER, FJORD
BL39409	FRAME 35 SIDEBORD WITH 1 DRAWER, SAND
BL39405	FRAME 35 SIDEBORD WITH 1 DRAWER, WHITE
BL39401	FRAME 35 SIDEBORD WITH 1 DRAWER, OAK
BL39404	FRAME 35 SIDEBORD WITH 1 DRAWER, BLACK STAINED ASH
BL39406	FRAME 35 SIDEBORD WITH 1 DRAWER, SMOKED OAK

TECHNICAL SPECIFICATIONS

PRODUCT TYPE
Storage system

COLLI
1

ENVIRONMENT
Indoor

DIMENSIONS
H: 63 cm / 24,8"
W: 35 cm / 13,8"
D: 35 cm / 13,8"

PRODUCTION PROCESS
The frame is made from 6mm aluminum profiles that are mounted with zinc casted corners. Afterwards the frame is grinded to obtain a smooth finish before the frame is powder coated. The plates are made from a MDF core with a melamine or veneer surface. The base is a welded, shot blasted steel frame with silver brazed corners to make the edges sharp and nice. Lastly the frame is painted with a black powder coated finish. The drawer is made from plywood and covered with black foil. The bottom is made from black painted MDF. The tracks are made from steel and has a soft-close system. The handle is made from aluminum with powder coated black finish.

COLOURS
Material
Dark Grey
Light Grey
Fjord
Sand
White
Oak
Black Stained Ash
Smoked Oak

Frame
Black (RAL 9005)

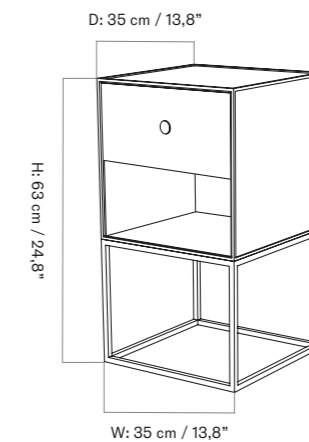
MATERIALS
Aluminium, MDF with melamine or ash/oak veneer

WEIGHT
13,818 kg / 30,46 lb

PACKAGING TYPE
Brow box

PACKAGING MEASUREMENTS
(H x W x D)
57 cm x 60 cm x 80 cm /
22,4" x 23,6" x 31,5"

MATERIALS & MAINTENANCE
Please see page 680 for materials, care and maintenance instructions.





FRAME 35 SIDEBORD WITH TWO DRAWERS
Designed by *Søren Lassen*

[BACK TO START](#)

Frame Sideboard is a flexible storage solution consisting of a square module in a cubistic frame with a cubistic black metal base. The simple storage system is inspired by the Kubus candleholder by Mogens Lassen, based on strict mathematical formulas and designed with the greatest precision. Whether standing alone or as a combination of modules, Frame Sideboard is a beautiful and functional storage solution. Place Frame Sideboard next to the sofa or bed, or use it as a classic spacious bookcase. The Frame module can also be separated from the cubistic Base for Frame and instead hung on the wall if your home needs a new touch, or to cater for changing storage needs. Frame Sideboard is available in different sizes and with one, two or three Drawers, featuring a soft-close system and hidden tracks. The entire Frame collection is manufactured and assembled by hand in Denmark. It is a collection that truly unites functionality, quality and aesthetics.



PRODUCT OPTIONS

Material



DARK GREY

LIGHT GREY

FJORD

SAND

WHITE

OAK

BLACK STAINED ASH

SMOKED OAK

Frame



BLACK ALUMINIUM

STOCK OPTIONS

SKU	VARIANT
BL39412	FRAME 35 SIDEBORD WITH 2 DRAWERS, DARK GREY
BL39413	FRAME 35 SIDEBORD WITH 2 DRAWERS, LIGHT GREY
BL39418	FRAME 35 SIDEBORD WITH 2 DRAWERS, FJORD
BL39419	FRAME 35 SIDEBORD WITH 2 DRAWERS, SAND
BL39415	FRAME 35 SIDEBORD WITH 2 DRAWERS, WHITE
BL39411	FRAME 35 SIDEBORD WITH 2 DRAWERS, OAK
BL39414	FRAME 35 SIDEBORD WITH 2 DRAWERS, BLACK STAINED ASH
BL39416	FRAME 35 SIDEBORD WITH 2 DRAWERS, SMOKED OAK

TECHNICAL SPECIFICATIONS

PRODUCT TYPE
Storage system

COLLI
1

ENVIRONMENT
Indoor

DIMENSIONS
H: 63 cm / 24,8"
W: 35 cm / 13,8"
D: 35 cm / 13,8"

PRODUCTION PROCESS
The frame is made from 6mm aluminum profiles that are mounted with zinc casted corners. Afterwards the frame is grinded to obtain a smooth finish before the frame is powder coated. The plates are made from a MDF core with a melamine or veneer surface. The base is a welded, shot blasted steel frame with silver brazed corners to make the edges sharp and nice. Lastly the frame is painted with a black powder coated finish. The drawers are made from plywood and covered with black foil. The bottom is made from black painted MDF. The tracks are made from steel and has a soft-close system. The handles are made from aluminum with powder coated black finish.

COLOURS

Material
Dark Grey
Light Grey
Fjord
Sand
White
Oak
Black Stained Ash
Smoked Oak

Frame
Black (RAL 9005)

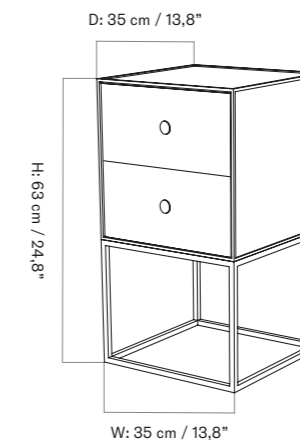
MATERIALS
Aluminium, MDF with melamine or ash/oak veneer

WEIGHT
15,80 kg / 34 lb

PACKAGING TYPE
Brown box

PACKAGING MEASUREMENTS
(H × W × D)
57 cm × 60 cm × 80 cm / 22,4" × 23,6" × 80"

MATERIALS & MAINTENANCE
Please see page 680 for materials, care and maintenance instructions.





FRAME 42

Designed by *Søren Lassen*

Frame 42 is a flexible storage solution consisting of a square module in a cubistic frame. The simple storage system is inspired by the Kubus candleholder by Mogens Lassen, based on strict mathematical formulas and designed with the greatest precision. The Frame modules are available in five sizes: 28, 35, 42, 49 and 70, for use in countless contexts. Combine the Frame modules to create a classic bookcase, a nightstand, a room divider or something else entirely. The possible combinations are endless. The Frame modules are available with or without doors, shelves and Drawers, making sure that you can design the perfect storage solution to match your needs for organisation and storage. This variant is a classic Frame 42 module without doors and shelves. The entire Frame collection is manufactured and assembled by hand in Denmark. It is a collection that truly unites functionality, quality and aesthetics.



PRODUCT OPTIONS

Material



DARK GREY

LIGHT GREY



FJORD

SAND



WHITE

OAK



BLACK STAINED ASH

SMOKED OAK

Frame



BLACK ALUMINIUM

STOCK OPTIONS

SKU	VARIANT
BL39161	FRAME 42, 21X42X42, DARK GREY
BL39162	FRAME 42, 21X42X42, LIGHT GREY
BL39163	FRAME 42, 21X42X42, FJORD
BL39164	FRAME 42, 21X42X42, SAND
BL39165	FRAME 42, 21X42X42, WHITE
BL40160	FRAME 42, 21X42X42, OAK
BL40163	FRAME 42, 21X42X42, BLACK STAINED ASH
BL40166	FRAME 42, 21X42X42, SMOKED OAK

TECHNICAL SPECIFICATIONS

PRODUCT TYPE
Storage system

COLLI
1

ENVIRONMENT
Indoor

DIMENSIONS
H: 42 cm / 16,5"
W: 42 cm / 16,5"
D: 21 cm / 8,3"

PRODUCTION PROCESS
The frame is made from 6mm aluminum profiles that are mounted with zinc casted corners. Afterwards the frame is grinded to obtain a smooth finish before the frame is powder coated. The plates are made from a MDF core with a melamine or veneer surface.

COLOURS

Material
Dark Grey
Light Grey
Fjord
Sand
White
Oak
Black Stained Ash
Smoked Oak

Frame
Black (RAL 9005)

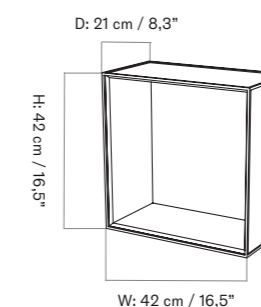
MATERIALS
Aluminium, MDF with melamine or ash/oak veneer

WEIGHT
Melamine: 4,702 kg / 10,37 lb
Veneer: 4,702 kg / 10,37 lb

PACKAGING TYPE
Brown box

PACKAGING MEASUREMENTS
(H × W × D)
35 cm × 35 cm × 35 cm /
13,8" × 13,8" × 13,8"

MATERIALS & MAINTENANCE
Please see page 680 for materials, care and maintenance instructions.





FRAME 42 WITH DOOR

Designed by *Søren Lassen*

Frame 42 with a door is a flexible storage solution consisting of a square module in a cubistic frame. The simple storage system is inspired by the Kubus candleholder by Mogens Lassen, based on strict mathematical formulas and designed with the greatest precision. The Frame modules including a door are available in five sizes: 28, 35, 42 and 49, for use in countless contexts. The modules can be hung directly on the wall or stand on their own on the floor. Combine the Frame modules to create a classic bookcase, a nightstand, a room divider or something else entirely. The possible combinations are endless. The Frame modules are available with or without doors, shelves and Drawers, making sure that you can design the perfect storage solution to match your needs for organisation and storage. This variant is a classic Frame 42 module with a door. The entire Frame collection is manufactured and assembled by hand in Denmark. It is a collection that truly unites functionality, quality and aesthetics.



PRODUCT OPTIONS

Material



BLACK STAINED ASH

SMOKED OAK

Frame



BLACK ALUMINIUM

STOCK OPTIONS

SKU	VARIANT
BL39361	FRAME 42 WITH DOOR, 21X42X42, DARK GREY
BL39362	FRAME 42, WITH DOOR, 21X42X42, LIGHT GREY
BL39363	FRAME 42 WITH DOOR, 21X42X42, FJORD
BL39364	FRAME 42 WITH DOOR, 21X42X42, SAND
BL39365	FRAME 42 WITH DOOR, 21X42X42, WHITE
BL40360	FRAME 42 WITH DOOR, 21X42X42, OAK
BL40363	FRAME 42, WITH DOOR, 21X42X42, BLACK STAINED ASH
BL40366	FRAME 42 WITH DOOR, 21X42X42, SMOKED OAK

TECHNICAL SPECIFICATIONS

PRODUCT TYPE
Storage system

COLLI
1

ENVIRONMENT
Indoor

DIMENSIONS
H: 42 cm / 16,5"
W: 42 cm / 16,5"
D: 21 cm / 8,3"

PRODUCTION PROCESS
The frame is made from 6mm aluminum profiles that are mounted with zinc casted corners. Afterwards the frame is grinded to obtain a smooth finish before the frame is powder coated. The plates are made from a MDF core with a melamine or veneer surface. The mounting and handle are made from aluminum with powder coated black finish. The mounting has a soft close function.

COLOURS
Material
Dark Grey
Light Grey
Fjord
Sand
White
Oak
Black Stained Ash
Smoked Oak

Frame
Black (RAL 9005)

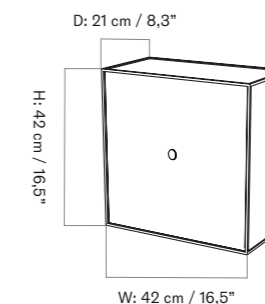
MATERIALS
Aluminium, MDF with melamine or ash/oak veneer

WEIGHT
10,362 kg / 22,84 lb

PACKAGING TYPE
Brown box

PACKAGING MEASUREMENTS
(H × W × D)
29 cm × 49 cm × 49 cm /
11,4" × 19,3" × 19,3"

MATERIALS & MAINTENANCE
Please see page 680 for materials, care and maintenance instructions.





FRAME 49

Designed by *Søren Lassen*

Frame 49 with one shelf is a flexible storage solution consisting of a square module in a cubistic frame. The simple storage system is inspired by the Kubus candleholder by Mogens Lassen, based on strict mathematical formulas and designed with the greatest precision. The Frame modules are available in five sizes: 28, 35, 42, 49 and 70, for use in countless contexts. The modules can be hung directly on the wall or stand on their own on the floor. Combine the Frame modules to create a classic bookcase, a nightstand, a room divider or something else entirely. The possible combinations are endless. The Frame modules are available with or without doors, shelves and Drawers, making sure that you can design the perfect storage solution to match your needs for organisation and storage. This variant is a classic Frame 49 module without doors and with one shelf. The entire Frame collection is manufactured and assembled by hand in Denmark. It is a collection that truly unites functionality, quality and aesthetics.



PRODUCT OPTIONS

Material



Frame



STOCK OPTIONS

SKU	VARIANT
BL39271	FRAME 49, DARK GREY
BL39272	FRAME 49, LIGHT GREY
BL39273	FRAME 49, FJORD
BL39274	FRAME 49, SAND
BL39275	FRAME 49, WHITE
BL40270	FRAME 49, OAK
BL40273	FRAME 49, BLACK STAINED ASH
BL40276	FRAME 49, SMOKED OAK

TECHNICAL SPECIFICATIONS

PRODUCT TYPE
Storage system

COLLI
1

ENVIRONMENT
Indoor

DIMENSIONS
H: 49 cm / 19,3"
W: 49 cm / 19,3"
D: 42 cm / 16,5"

PRODUCTION PROCESS
The frame is made from 6mm steel profiles to strengthen the construction of the frame. The profiles are mounted with zinc casted corners and afterward the frame is grinded to obtain a smooth finish before the frame is powder coated. The plates are made from a MDF core with a melamine or veneer surface.

COLOURS
Material
Dark Grey
Light Grey
Fjord
Sand
White
Oak
Black Stained Ash
Smoked Oak

Frame
Black (RAL 9005)

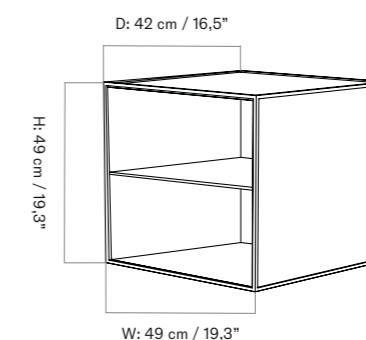
MATERIALS
Aluminium, MDF with melamine or ash/oak veneer

WEIGHT
9,362 kg / 20,64 lb

PACKAGING TYPE
Brown box

PACKAGING MEASUREMENTS
(H × W × D)
61 cm × 61 cm × 58 cm / 24" × 24" × 23"

MATERIALS & MAINTENANCE
Please see page 680 for materials, care and maintenance instructions.





FRAME 49 WITH DOOR INCL. SHELF

Designed by *Søren Lassen*

[BACK TO START](#)

Frame 49 with a door and one shelf is a flexible storage solution consisting of a square module in a cubistic frame. The simple storage system is inspired by the Kubus candleholder by Mogens Lassen, based on strict mathematical formulas and designed with the greatest precision. The Frame modules including a door are available in five sizes: 28, 35, 42, 49 and 70, for use in countless contexts. The modules can be hung directly on the wall or stand on their own on the floor. Combine the Frame modules to create a classic bookcase, a nightstand, a room divider or something else entirely. The possible combinations are endless. The Frame modules are available with or without doors, shelves and Drawers, making sure that you can design the perfect storage solution to match your needs for organisation and storage. This variant is a classic Frame 49 module with a door and one shelf. The entire Frame collection is manufactured and assembled by hand in Denmark. It is a collection that truly unites functionality, quality and aesthetics.



PRODUCT OPTIONS

Material



Frame



STOCK OPTIONS

SKU	VARIANT
BL39371	FRAME 49 WITH DOOR AND SHELF, DARK GREY
BL39372	FRAME 49 WITH DOOR AND SHELF, LIGHT GREY
BL39373	FRAME 49 WITH DOOR AND SHELF FJORD
BL39374	FRAME 49 WITH DOOR AND SHELF SAND
BL39375	FRAME 49, WITH DOOR AND SHELF, WHITE
BL40370	FRAME 49, WITH DOOR AND SHELF, OAK
BL40373	FRAME 49, WITH DOOR AND SHELF, BLACK STAINED ASH
BL40376	FRAME 49, WITH DOOR AND SHELF, SMOKED OAK

TECHNICAL SPECIFICATIONS

PRODUCT TYPE
Storage system

COLLI
1

ENVIRONMENT
Indoor

DIMENSIONS
H: 49 cm / 19,3"
W: 49 cm / 19,3"
D: 42 cm / 16,5"

PRODUCTION PROCESS
The frame is made from 6mm steel profiles to strengthen the construction of the frame. The profiles are mounted with zinc casted corners and afterward the frame is grinded to obtain a smooth finish before the frame is powder coated. The plates are made from a MDF core with a melamine or veneer surface. The mounting and handle are made from aluminum with powder coated black finish. The mounting has a soft close function.

COLOURS
Material
Dark Grey
Light Grey
Fjord
Sand
White
Oak
Black Stained Ash
Smoked Oak

Frame
Black (RAL 9005)

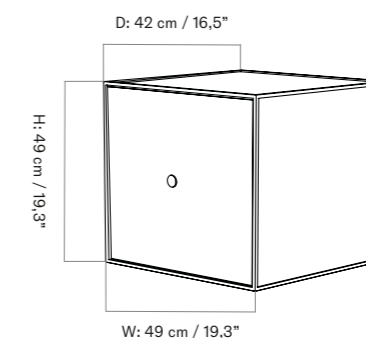
MATERIALS
Aluminium, MDF with melamine or ash/oak veneer

WEIGHT
17,756 kg / 39,15 lb

PACKAGING TYPE
Brown box

PACKAGING MEASUREMENTS
(H × W × D)
47 cm × 56 cm × 57 cm / 18,5" × 22" × 22,4"

MATERIALS & MAINTENANCE
Please see page 680 for materials, care and maintenance instructions.





FRAME 49 WITH ONE DRAWER

Designed by *Søren Lassen*

Frame 49 with one drawer is a flexible storage solution consisting of a square module in a cubistic frame. The simple storage system is inspired by the Kubus candleholder by Mogens Lassen, based on strict mathematical formulas and designed with the greatest precision. Frame with one drawer is available in two sizes: 35 and 49, for use in countless contexts. The Frame modules can be hung directly on the wall or stand on their own on the floor. Combine the Frame modules to create a classic bookcase, a nightstand, a room divider or something else entirely. The possible combinations are endless. The Frame modules are available with or without doors, shelves and Drawers, making sure that you can design the perfect storage solution to match your needs for organisation and storage. This variant is a Frame 49 module with one drawer, featuring a soft-close system and hidden tracks. The entire Frame collection is manufactured and assembled by hand in Denmark. It is a collection that truly unites functionality, quality and aesthetics.



PRODUCT OPTIONS

Material



Frame



STOCK OPTIONS

SKU	VARIANT
BL39611	FRAME 49 WITH 1 DRAWER, DARK GREY
BL39612	FRAME 49 WITH 1 DRAWER, LIGHT GREY
BL39613	FRAME 49 WITH 1 DRAWER, FJORD
BL39614	FRAME 49 WITH 1 DRAWER, SAND
BL39615	FRAME 49 WITH 1 DRAWER, WHITE
BL40610	FRAME 49 WITH 1 DRAWER, OAK
BL40613	FRAME 49 WITH 1 DRAWER, BLACK STAINED ASH
BL40616	FRAME 49 WITH 1 DRAWER, SMOKED OAK

TECHNICAL SPECIFICATIONS

PRODUCT TYPE
Storage system

COLLI
1

ENVIRONMENT
Indoor

DIMENSIONS
H: 49 cm / 19,3"
W: 49 cm / 19,3"
D: 42 cm / 16,5"

PRODUCTION PROCESS
The frame is made from 6mm steel profiles to strengthen the construction of the frame. The profiles are mounted with zinc casted corners and afterward the frame is grinded to obtain a smooth finish before the frame is powder coated. The plates are made from a MDF core with a melamine or veneer surface. The drawer is made from plywood and covered with black foil. The bottom is made from black painted MDF. The tracks are made from steel and has a soft-close system. The handle is made from aluminum with powder coated black finish.

COLOURS

Material
Dark Grey
Light Grey
Fjord
Sand
White
Oak
Black Stained Ash
Smoked Oak

Frame
Black (RAL 9005)

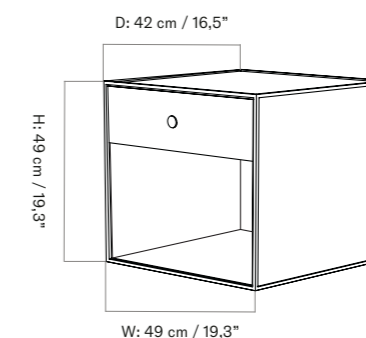
MATERIALS
Aluminium, MDF with melamine or ash/oak veneer

WEIGHT
17,756 kg / 39,15 lb

PACKAGING TYPE
Brown box

PACKAGING MEASUREMENTS
(H × W × D)
47 cm × 56 cm × 57 cm / 18,5" × 22" × 22,4"

MATERIALS & MAINTENANCE
Please see page 680 for materials, care and maintenance instructions.





FRAME 49 WITH THREE DRAWERS

Designed by *Søren Lassen*

Frame 49 with three Drawers is a flexible storage solution consisting of a square module in a cubistic frame. The simple storage system is inspired by the Kubus candleholder by Mogens Lassen, based on strict mathematical formulas and designed with the greatest precision. Frame is available in many variants for use in countless contexts. The Frame modules can be hung directly on the wall or stand on their own on the floor. Combine the Frame modules to create a classic bookcase, a nightstand, a room divider or something else entirely. The possible combinations are endless. The Frame modules are available with or without doors, shelves and Drawers, making sure that you can design the perfect storage solution to match your needs for organisation and storage. This variant is a Frame 49 module with three Drawers, featuring a soft-close system and hidden tracks. The entire Frame collection is manufactured and assembled by hand in Denmark. It is a collection that truly unites functionality, quality and aesthetics.



PRODUCT OPTIONS

Material



Frame



STOCK OPTIONS

SKU	VARIANT
BL39601	FRAME 49 WITH 3 DRAWERS, DARK GREY
BL39602	FRAME 49 WITH 3 DRAWERS, LIGHT GREY
BL39603	FRAME 49 WITH 3 DRAWERS, FJORD
BL39604	FRAME 49 WITH 3 DRAWERS, SAND
BL39605	FRAME 49 WITH 3 DRAWERS, WHITE
BL40600	FRAME 49 WITH 3 DRAWERS, OAK
BL40603	FRAME 49 WITH 3 DRAWERS, BLACK STAINED ASH
BL40606	FRAME 49 WITH 3 DRAWERS, SMOKED OAK

TECHNICAL SPECIFICATIONS

PRODUCT TYPE
Storage system

COLLI
1

ENVIRONMENT
Indoor

DIMENSIONS
H: 49 cm / 19,3"
W: 49 cm / 19,3"
D: 42 cm / 16,5"

PRODUCTION PROCESS
The frame is made from 6mm steel profiles to strengthen the construction of the frame. The profiles are mounted with zinc casted corners and afterward the frame is grinded to obtain a smooth finish before the frame is powder coated. The plates are made from a MDF core with a melamine or veneer surface. The drawer is made from plywood and covered with black foil. The bottom is made from black painted MDF. The tracks are made from steel and has a soft-close system. The handles are made from aluminum with powder coated black finish.

COLOURS

Material
Dark Grey
Light Grey
Fjord
Sand
White
Oak
Black Stained Ash
Smoked Oak

Frame
Black (RAL 9005)

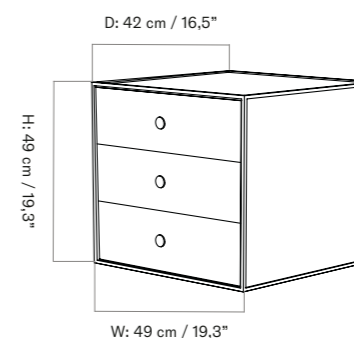
MATERIALS
Aluminium, MDF with melamine or ash/oak veneer

WEIGHT
17,756 kg / 39,16 lb

PACKAGING TYPE
Brown box

PACKAGING MEASUREMENTS
(H × W × D)
47 cm × 56 cm × 57 cm / 18,5" × 22" × 22,4"

MATERIALS & MAINTENANCE
Please see page 680 for materials, care and maintenance instructions.





FRAME 49 SIDEBORD WITH ONE DRAWER
Designed by *Søren Lassen*


[BACK TO START](#)

Frame Sideboard is a flexible storage solution consisting of a square module in a cubistic frame with a cubistic black metal base. The simple storage system is inspired by the Kubus candleholder by Mogens Lassen, based on strict mathematical formulas and designed with the greatest precision. Whether standing alone or as a combination of modules, Frame Sideboard is a beautiful and functional storage solution. Place Frame Sideboard next to the sofa or bed, or use it as a classic spacious bookcase. The Frame module can also be separated from the cubistic Base for Frame and instead hung on the wall if your home needs a new touch, or to cater for changing storage needs. Frame Sideboard is available in different sizes and with one, two or three Drawers, featuring a soft-close system and hidden tracks. The entire Frame collection is manufactured and assembled by hand in Denmark. It is a collection that truly unites functionality, quality and aesthetics.



PRODUCT OPTIONS

Material



DARK GREY

LIGHT GREY

FJORD

SAND

WHITE

OAK

BLACK STAINED ASH

SMOKED OAK

Frame



BLACK ALUMINIUM

STOCK OPTIONS

SKU	VARIANT
BL39422	FRAME 49 SIDEBORD WITH 1 DRAWER, DARK GREY
BL39423	FRAME 49 SIDEBORD WITH 1 DRAWER, LIGHT GREY
BL39428	FRAME 49 SIDEBORD WITH 1 DRAWER, FJORD
BL39429	FRAME 49 SIDEBORD WITH 1 DRAWER, SAND
BL39425	FRAME 49 SIDEBORD WITH 1 DRAWER, WHITE
BL39421	FRAME 49 SIDEBORD WITH 1 DRAWER, OAK
BL39424	FRAME 49 SIDEBORD WITH 1 DRAWER, BLACK STAINED ASH
BL39426	FRAME 49 SIDEBORD WITH 1 DRAWER, SMOKED OAK

TECHNICAL SPECIFICATIONS

PRODUCT TYPE
Storage system

COLLI
1

ENVIRONMENT
Indoor

DIMENSIONS
H: 72 cm / 28,3"
W: 49 cm / 19,3"
D: 42 cm / 16,5"

PRODUCTION PROCESS
The frame is made from 6mm steel profiles to strengthen the construction of the frame. The profiles are mounted with zinc casted corners and afterward the frame is grinded to obtain a smooth finish before the frame is powder coated. The plates are made from a MDF core with a melamine or veneer surface. The base is a welded, shotblasted steel frame with silver brazed corners to make the edges sharp and nice. Lastly the frame is painted with a black powder coated finish. The drawer is made from plywood and covered with black foil. The bottom is made from black painted MDF. The tracks are made from steel and has a soft-close system. The handle is made from aluminum with powder coated black finish.

COLOURS

Material
Dark Grey
Light Grey
Fjord
Sand
White
Oak
Black Stained Ash
Smoked Oak

Frame
Black (RAL 9005)

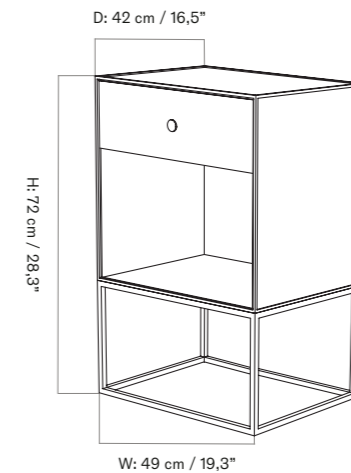
MATERIALS
Aluminium, MDF with melamine or ash/
oak veneer

WEIGHT
16,354 kg / 36,05 lb

PACKAGING TYPE
Brown box

PACKAGING MEASUREMENTS
(H x W x D)
115 cm x 60 cm x 80 cm /
45,3" x 23,6" x 31,5"

MATERIALS & MAINTENANCE
Please see page 680 for materials, care and
maintenance instructions.





FRAME 49 SIDEBORD WITH THREE DRAWERS
Designed by *Søren Lassen*

Frame Sideboard is a flexible storage solution consisting of a square module in a cubistic frame with a cubistic black metal base. The simple storage system is inspired by the Kubus candleholder by Mogens Lassen, based on strict mathematical formulas and designed with the greatest precision. Whether standing alone or as a combination of modules, Frame Sideboard is a beautiful and functional storage solution. Place Frame Sideboard next to the sofa or bed, or use it as a classic spacious bookcase. The Frame module can also be separated from the cubistic Base for Frame and instead hung on the wall if your home needs a new touch, or to cater for changing storage needs. Frame Sideboard is available in different sizes and with one, two or three Drawers, featuring a soft-close system and hidden tracks. The entire Frame collection is manufactured and assembled by hand in Denmark. It is a collection that truly unites functionality, quality and aesthetics.



PRODUCT OPTIONS

Material



Frame



BLACK ALUMINIUM

STOCK OPTIONS

SKU	VARIANT
BL39432	FRAME 49 SIDEBORD WITH 3 DRAWERS, DARK GREY
BL39433	FRAME 49 SIDEBORD WITH 3 DRAWERS, LIGHT GREY
BL39438	FRAME 49 SIDEBORD WITH 3 DRAWERS, FJORD
BL39439	FRAME 49 SIDEBORD WITH 3 DRAWERS, SAND
BL39435	FRAME 49 SIDEBORD WITH 3 DRAWERS, WHITE
BL39431	FRAME 49 SIDEBORD WITH 3 DRAWERS, OAK
BL39434	FRAME 49 SIDEBORD WITH 3 DRAWERS, BLACK STAINED ASH
BL39436	FRAME 49 SIDEBORD WITH 3 DRAWERS, SMOKED OAK

TECHNICAL SPECIFICATIONS

PRODUCT TYPE
Storage system

COLLI
1

ENVIRONMENT
Indoor

DIMENSIONS
H: 72 cm / 28,3"
W: 49 cm / 19,3"
D: 42 cm / 16,5"

PRODUCTION PROCESS
The frame is made from 6mm steel profiles to strengthen the construction of the frame. The profiles are mounted with zinc casted corners and afterward the frame is grinded to obtain a smooth finish before the frame is powder coated. The plates are made from a MDF core with a melamine or veneer surface. The base is a welded, shotblasted steel frame with silver brazed corners to make the edges sharp and nice. Lastly the frame is painted with a black powder coated finish. The drawer is made from plywood and covered with black foil. The bottom is made from black painted MDF. The tracks are made from steel and has a soft-close system. The handle is made from aluminum with powder coated black finish.

COLOURS

Material
Dark Grey
Light Grey
Fjord
Sand
White
Oak
Black Stained Ash
Smoked Oak

Frame
Black (RAL 9005)

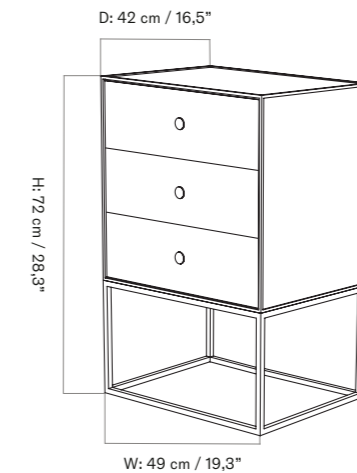
MATERIALS
Aluminium, MDF with melamine or ash/oak veneer

WEIGHT
16,354 kg / 36,05 lb

PACKAGING TYPE
Brown box

PACKAGING MEASUREMENTS
(H × W × D)
115 cm × 60 cm × 80 cm /
45,3" × 23,6" × 31,5"

MATERIALS & MAINTENANCE
Please see page 680 for materials, care and maintenance instructions.





FRAME 70 WITH TWO SHELVES EXCLUDING DOOR
Designed by *Audo*

[BACK TO START](#)

The versatile and sleek Frame 70 allows you to create entirely new combinations and a new geometric expression for existing or new Frame arrangements. Frame 70 is designed based on the same cubist thinking as the rest of the collection, but it is now taller and slimmer. This makes it possible to use it in narrow places or tight spaces. Frame 70 can also be used to supplement, so the personal Frame arrangement gets a new and updated look. The Frame 70 module can be hung directly on the wall or stand on their own on the floor on the cubistic base "Base for Frame 35", that both fits the Frame 70 and the Frame 35 modules. Combine the Frame modules to a classic bookcase, a nightstand, a room divider, or something else. The Frame modules are available with or without doors, shelves, or Drawers, so you can find the storage solution that matches your need for organisation and storage. This variant contains a Frame 70 with two shelves. The entire Frame collection are manufactured and assembled by hand in Denmark. Just as the collection unites functionality, quality, and aesthetics.



PRODUCT OPTIONS

Material



Frame



STOCK OPTIONS

SKU	VARIANT
BL39801	FRAME 70 EXCL. DOOR, INCL. 2 SHELVES, DARK GREY
BL39802	FRAME 70 EXCL. DOOR, INCL. 2 SHELVES, LIGHT GREY
BL39803	FRAME 70 EXCL. DOOR, INCL. 2 SHELVES, FJORD
BL39804	FRAME 70 EXCL. DOOR, INCL. 2 SHELVES, SAND
BL39805	FRAME 70 EXCL. DOOR, INCL. 2 SHELVES, WHITE
BL42800	FRAME 70 EXCL. DOOR, INCL. 2 SHELVES, OAK
BL42803	FRAME 70 EXCL. DOOR, INCL. 2 SHELVES, BLACK STAINED ASH
BL42806	FRAME 70 EXCL. DOOR, INCL. 2 SHELVES, SMOKED OAK

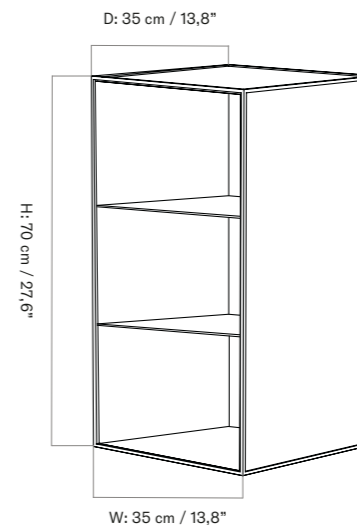
TECHNICAL SPECIFICATIONS

PRODUCT TYPE	Storage system
COLLI	1
ENVIRONMENT	Indoor
DIMENSIONS	H: 70 cm / 27,6" W: 35 cm / 13,8" D: 35 cm / 13,8"

COLOURS	<i>Material</i> Dark Grey Light Grey Fjord Sand White Oak Black Stained Ash Smoked Oak
	<i>Frame</i> Black (RAL 9005)

MATERIALS	Aluminium, MDF with melamine or ash/oak veneer
WEIGHT	9,957 kg / 21,95 lb
PACKAGING TYPE	Brown box
PACKAGING MEASUREMENTS (H x W x D)	81 cm x 44 cm x 44 cm / 31,9" x 17,3" x 17,3"

PRODUCTION PROCESS
The frame is made from 6mm steel profiles to strengthen the construction of the frame. The profiles are mounted with zinc casted corners and afterward the frame is grinded to obtain a smooth finish before the frame is powder coated. The plates are made from a MDF core with a melamine or veneer surface.



MATERIALS & MAINTENANCE
Please see page 680 for materials, care and maintenance instructions.



FRAME 70 WITH DOOR AND TWO SHELVES
Designed by *Audo*

The versatile and sleek Frame 70 allows you to create entirely new combinations and a new geometric expression for existing or new Frame arrangements. Frame 70 is designed based on the same cubist thinking as the rest of the collection, but it is now taller and slimmer. This makes it possible to use it in narrow places or tight spaces. Frame 70 can also be used to supplement, so the personal Frame arrangement gets a new and updated look. The Frame 70 module can be hung directly on the wall or stand on their own on the floor on the cubistic base “Base for Frame 35”, that both fits the Frame 70 and the Frame 35 modules. Combine the Frame modules to a classic bookcase, a nightstand, a room divider, or something else. The Frame modules are available with or without doors, shelves, or Drawers, so you can find the storage solution that matches your need for organisation and storage. This variant contains a Frame 70 with a door and two shelves. The entire Frame collection are manufactured and assembled by hand in Denmark. Just as the collection unites functionality, quality, and aesthetics.



PRODUCT OPTIONS

Material



DARK GREY

LIGHT GREY

FJORD

SAND

WHITE

OAK

BLACK STAINED ASH

SMOKED OAK

Frame



BLACK ALUMINIUM

STOCK OPTIONS

SKU	VARIANT
BL39811	FRAME 70 INCL. DOOR, INCL. 2 SHELVES, DARK GREY
BL39812	FRAME 70 INCL. DOOR, INCL. 2 SHELVES, LIGHT GREY
BL39813	FRAME 70 INCL. DOOR, INCL. 2 SHELVES, FJORD
BL39814	FRAME 70 INCL. DOOR, INCL. 2 SHELVES, SAND
BL39815	FRAME 70 INCL. DOOR, INCL. 2 SHELVES, WHITE
BL42810	FRAME 70 INCL. DOOR, INCL. 2 SHELVES, OAK
BL42813	FRAME 70 INCL. DOOR, INCL. 2 SHELVES, BLACK STAINED ASH
BL42816	FRAME 70 INCL. DOOR, INCL. 2 SHELVES, SMOKED OAK

TECHNICAL SPECIFICATIONS

PRODUCT TYPE
Storage system

COLLI
1

ENVIRONMENT
Indoor

DIMENSIONS
H: 70 cm / 27,6"
W: 35 cm / 13,8"
D: 35 cm / 13,8"

PRODUCTION PROCESS
The frame is made from 6mm steel profiles to strengthen the construction of the frame. The profiles are mounted with zinc casted corners and afterward the frame is grinded to obtain a smooth finish before the frame is powder coated. The plates are made from a MDF core with a melamine or veneer surface. The mounting and handle are made from aluminum with powder coated black finish. The mounting has a soft close function.

COLOURS
Material
Dark Grey
Light Grey
Fjord
Sand
White
Oak
Black Stained Ash
Smoked Oak

Frame
Black (RAL 9005)

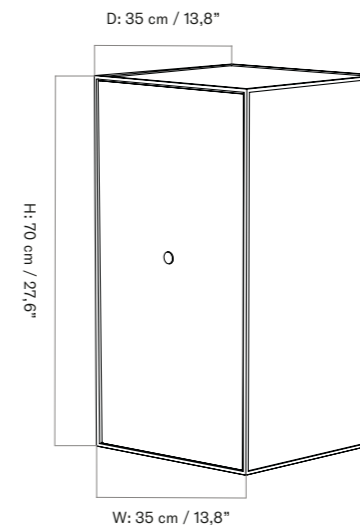
MATERIALS
Aluminium, oak, veneer, MDF

WEIGHT
9,957 kg / 21,95 lb

PACKAGING TYPE
Brown box

PACKAGING MEASUREMENTS
(H x W x D)
81 cm x 44 cm x 44 cm /
31,9" x 17,3" x 17,3"

MATERIALS & MAINTENANCE
Please see page 680 for materials, care and maintenance instructions.





FRAME 70 WITH ONE SHELF AND TWO DRAWERS

Designed by *Audo*

[BACK TO START](#)

The versatile and sleek Frame 70 allows you to create entirely new combinations and a new geometric expression for existing or new Frame arrangements. Frame 70 is designed based on the same cubist thinking as the rest of the collection, but it is now taller and slimmer. This makes it possible to use it in narrow places or tight spaces. Frame 70 can also be used to supplement, so the personal Frame arrangement gets a new and updated look. The Frame 70 module can be hung directly on the wall or stand on their own on the floor on the cubistic base "Base for Frame 35", that both fits the Frame 70 and the Frame 35 modules. Combine the Frame modules to a classic bookcase, a nightstand, a room divider, or something else. The Frame modules are available with or without doors, shelves, or Drawers, so you can find the storage solution that matches your need for organisation and storage. This variant contains a Frame 70 with a shelf and two Drawers. The entire Frame collection are manufactured and assembled by hand in Denmark. Just as the collection unites functionality, quality, and aesthetics.



PRODUCT OPTIONS

Material



Frame



BLACK ALUMINIUM

STOCK OPTIONS

SKU	VARIANT
BL39821	FRAME 70 INCL. 1 SHELF AND 2 DRAWERS, DARK GREY
BL39822	FRAME 70 INCL. 1 SHELF AND 2 DRAWERS, LIGHT GREY
BL39823	FRAME 70 INCL. 1 SHELF AND 2 DRAWERS, FJORD
BL39824	FRAME 70 INCL. 1 SHELF AND 2 DRAWERS, SAND
BL39825	FRAME 70 INCL. 1 SHELF AND 2 DRAWERS, WHITE
BL42820	FRAME 70 INCL. 1 SHELF AND 2 DRAWERS, OAK
BL42823	FRAME 70 INCL. 1 SHELF AND 2 DRAWERS, BLACK STAINED ASH
BL42826	FRAME 70 INCL. 1 SHELF AND 2 DRAWERS, SMOKED OAK

TECHNICAL SPECIFICATIONS

PRODUCT TYPE
Storage system

COLLI
1

ENVIRONMENT
Indoor

DIMENSIONS
H: 70 cm / 27,6"
W: 35 cm / 13,8"
D: 35 cm / 13,8"

PRODUCTION PROCESS
The frame is made from 6mm steel profiles to strengthen the construction of the frame. The profiles are mounted with zinc casted corners and afterward the frame is grinded to obtain a smooth finish before the frame is powder coated. The plates are made from a MDF core with a melamine or veneer surface. The drawer is made from plywood and covered with black foil. The bottom is made from black painted MDF. The tracks are made from steel and has a soft-close system. The handles are made from aluminum with powder coated black finish.

COLOURS
Material
Dark Grey
Light Grey
Fjord
Sand
White
Oak
Black Stained Ash
Smoked Oak

Frame
Black (RAL 9005)

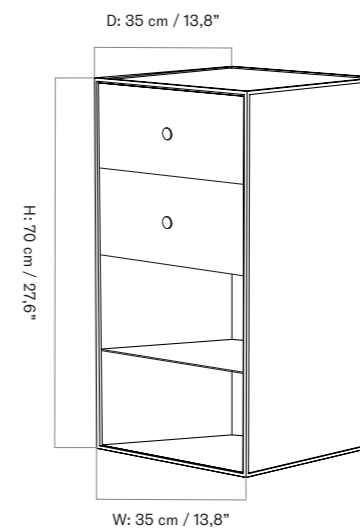
MATERIALS
Aluminium, oak, veneer, MDF

WEIGHT
9,957 kg / 21,95 lb

PACKAGING TYPE
Brown box

PACKAGING MEASUREMENTS
(H × W × D)
81 cm × 44 cm × 44 cm /
31,9" × 17,3" × 17,3"

MATERIALS & MAINTENANCE
Please see page 680 for materials, care and maintenance instructions.



DOOR FOR FRAME
Designed by *Søren Lassen*

With a Frame door, you can further refine your storage solution. The doors are available in five sizes: 28, 35, 42, 49 and 70 to match the sizes of the Frame storage modules. The Frame collection is a flexible storage solution that is inspired by the Kubus candleholder by Mogens Lassen, based on strict mathematical formulas and designed with the greatest precision. The various Frame modules come in different colours and sizes, which can be combined into a classic bookcase, a nightstand, a room divider or something else entirely. The possible combinations are endless. The entire Frame collection is manufactured and assembled by hand in Denmark. It is a collection that truly unites functionality, quality and aesthetics.



PRODUCT OPTIONS

Material

	
DARK GREY	LIGHT GREY
	
FJORD	SAND
	
WHITE	OAK
	
BLACK STAINED ASH	SMOKED OAK

PRODUCT TYPE
Storage system

COLLI
1

ENVIRONMENT
Indoor

DIMENSIONS

28
H: 26 cm / 10,2"
W: 26 cm / 10,2"
D: 1 cm / 0,2"

35
H: 33 cm / 13"
W: 33 cm / 13"
D: 1 cm / 0,4"

42
H: 40 cm / 16,5"
W: 40 cm / 16,5"
D: 1 cm / 0,4"

49
H: 49 cm / 19,3"
W: 49 cm / 19,3"
D: 1 cm / 0,4"

70
H: 68 cm / 26,8"
W: 33 cm / 13,0"
D: 1 cm / 0,4"

TECHNICAL SPECIFICATIONS

PRODUCTION PROCESS
The door is made from a MDF core with a melamine or veneer surface. The mounting and handle are made from aluminum with powder coated black finish. The mounting has a soft close function.

COLOURS
Dark Grey
Light Grey
Fjord
Sand
White
Oak
Black Stained Ash
Smoked Oak

MATERIALS
Aluminium, MDF with melamine or ash/oak veneer

WEIGHT
28: 0,624 kg / 1,38 lb
35: 0,633 kg / 1,4 lb
42: 0,484 kg / 1,07 lb
49: 0,332 kg / 0,73 lb
70: 1,533 kg / 3,38 lb

PACKAGING TYPE
Brown box

PACKAGING MEASUREMENTS
(H x W x D)

28
6 cm x 31 cm x 35 cm /
2,36" x 12,2" x 13,78"

35
6 cm x 38 cm x 39 cm /
2,4" x 15" x 15,4"

42
6 cm x 45 cm x 43 cm /
2,4" x 17,7" x 16,9"

49
6 cm x 52 cm x 53 cm /
2,4" x 20,5" x 20,9"

70
3,5 cm x 35,5 cm x 70 cm /
1,4" x 14" x 27,5"

MATERIALS & MAINTENANCE
Please see page 680 for materials, care and maintenance instructions.










DOOR FOR FRAME









Designed by *Søren Lassen*

[BACK TO START](#)

STOCK OPTIONS

SKU	VARIANT
<i>Door for Frame 42</i>	
BL39763	 DOOR FOR FRAME 42, DARK GREY
BL39764	 DOOR FOR FRAME 42, LIGHT GREY
BL39765	 DOOR FOR FRAME 42, FJORD
BL39766	 DOOR FOR FRAME 42, SAND
BL39767	 DOOR FOR FRAME 42, WHITE









STOCK OPTIONS

SKU	VARIANT
<i>Door for Frame 49</i>	
BL39769	 DOOR FOR FRAME 49, DARK GREY
BL39770	 DOOR FOR FRAME 49, LIGHT GREY
BL39774	 DOOR FOR FRAME 49, FJORD
BL39775	 DOOR FOR FRAME 49, SAND
BL39773	 DOOR FOR FRAME 49, WHITE
BL40768	 DOOR FOR FRAME 49, OAK
BL40771	 DOOR FOR FRAME 49, BLACK STAINED ASH
BL40777	 DOOR FOR FRAME 49, SMOKED OAK

DOOR FOR FRAME
Designed by *Søren Lassen*

[BACK TO START](#)

STOCK OPTIONS

SKU	VARIANT
	<i>Door for Frame 70</i>
BL39791	 DOOR FOR FRAME 70, DARK GREY
BL39792	 DOOR FOR FRAME 70, LIGHT GREY
BL39793	 DOOR FOR FRAME 70, FJORD
BL39794	 DOOR FOR FRAME 70, SAND
BL39795	 DOOR FOR FRAME 70, WHITE
BL40790	 DOOR FOR FRAME 70, OAK
BL40793	 DOOR FOR FRAME 70, BLACK STAINED ASH
BL40796	 DOOR FOR FRAME 70, SMOKED OAK



FRAME 70, material *Fjord*, designer *Audo*
DOOR FOR FRAME 70, material *Fjord*, designer *Audo*
FRAME 70 INCL. 1 SHELF AND 2 DRAWERS, material *Fjord*, designer *Audo*
KUBUS 1, material *black*, designer *Audo*
KUBUS BOWL, material *black*, designer *Audo*

SHELF FOR FRAME
Designed by *Søren Lassen*

With a Frame shelf, you can further enhance your storage solution, making it easier to keep everything tidy. The shelves are available in three sizes: 35, 42 and 49 to match the Frame storage modules. The Shelf for Frame 35 also fits into Frame 70. The Frame collection is a flexible storage solution that is inspired by the Kubus candleholder by Mogens Lassen, based on strict mathematical formulas and designed with the greatest precision. The various Frame modules come in different colours and sizes, which can be combined into a classic bookcase, a nightstand, a room divider or something else entirely. The possible combinations are endless. The Frame modules can be hung directly on the wall or stand on their own on the floor. The entire Frame collection is manufactured and assembled by hand in Denmark. It is a collection that truly unites functionality, quality and aesthetics.



PRODUCT OPTIONS

Material



PRODUCT TYPE
Storage system

COLLI
1

ENVIRONMENT
Indoor

DIMENSIONS

35 / 70
H: 1 cm / 0.4"
W: 31,5 cm / 12,4"
D: 32,5 cm / 12,8"

42
H: 1 cm / 0,4"
W: 39 cm / 15,4"
D: 17,5 cm / 6,9"

49
H: 1 cm / 0,4"
W: 46,5 cm / 18,3"
D: 38,5 cm / 15,2"

TECHNICAL SPECIFICATIONS

PRODUCTION PROCESS
The shelf is made from a MDF core with a melamine or veneer surface.

COLOURS
Dark Grey
Light Grey
Fjord
Sand
White
Oak
Black Stained Ash
Smoked Oak

MATERIALS
Aluminium, MDF with melamine or ash/
oak veneer

WEIGHT
35 / 70: 0,753 kg / 1,66 lb
42: 0,82 kg / 1,81 lb
49: 0,575 kg / 1,27 lb

PACKAGING TYPE
Brown box

PACKAGING MEASUREMENTS
(H x W x D)

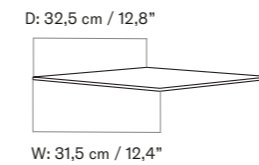
35 / 70
4 cm x 33 cm x 33 cm / 1,6" x 13" x 13"

42
4 cm x 41 cm x 19 cm / 1,6" x 16,1" x 7,5"

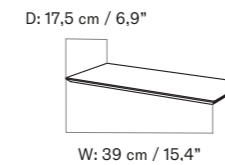
49
4 cm x 47 cm x 40 cm / 1,6" x 18,5" x 15,8"

MATERIALS & MAINTENANCE
Please see page 680 for materials, care and maintenance instructions.

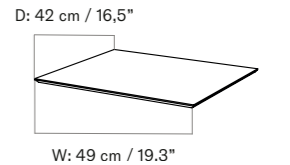
35 / 70



42











49











SHELF FOR FRAME
Designed by *Søren Lassen*

[BACK TO START](#)

STOCK OPTIONS

SKU	VARIANT
<i>Shelf for Frame 35 and 70</i>	
BL39721	 SHELF FOR FRAME 35, DARK GREY
BL39722	 SHELF FOR FRAME 35, LIGHT GREY
BL39723	 SHELF FOR FRAME 35, FJORD
BL39724	 SHELF FOR FRAME 35, SAND
BL39725	 SHELF FOR FRAME 35, WHITE
BL40720	 SHELF FOR FRAME 35, OAK
BL40723	 SHELF FOR FRAME 35, BLACK STAINED ASH
BL40726	 SHELF FOR FRAME 35, SMOKED OAK









STOCK OPTIONS

SKU	VARIANT
<i>Shelf for Frame 42</i>	
BL39731	 SHELF FOR FRAME 42, DARK GREY
BL39732	 SHELF FOR FRAME 42, LIGHT GREY
BL39765	 SHELF FOR FRAME 42, FJORD
BL39766	 SHELF FOR FRAME 42, SAND
BL39735	 SHELF FOR FRAME 42, WHITE
BL40730	 SHELF FOR FRAME 42, OAK
BL40733	 SHELF FOR FRAME 42, BLACK STAINED ASH
BL40742	 SHELF FOR FRAME 42, SMOKED OAK

SHELF FOR FRAME
Designed by *Søren Lassen*

[BACK TO START](#)

STOCK OPTIONS

SKU	VARIANT
	<i>Shelf for Frame 49</i>
BL39737	 SHELF FOR FRAME 49, DARK GREY
BL39738	 SHELF FOR FRAME 49, LIGHT GREY
BL39739	 SHELF FOR FRAME 49, FJORD
BL39740	 SHELF FOR FRAME 49, SAND
BL39741	 SHELF FOR FRAME 49, WHITE
BL40736	 SHELF FOR FRAME 49, OAK
BL40739	 SHELF FOR FRAME 49, BLACK STAINED ASH
BL40743	 SHELF FOR FRAME 49, SMOKED OAK



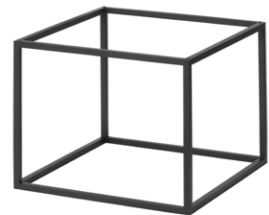
FRAME 49, WITH DOOR AND SHELF, material *oak*, designer *Audo*
KUBUS 4, material *gold plated*, designer *Audo*
SHELF FOR FRAME 49, material *oak*, designer *Audo*



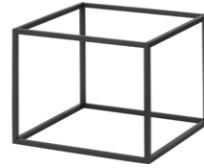
BASE FOR FRAME
Designed by *Audo*

[BACK TO START](#)

The Base for Frame is a cubistic frame in black metal that is inspired by the Kubus candleholder by Mogens Lassen, based on strict mathematical formulas and designed with the greatest precision. The simple and cubistic base is available in two sizes: 35 (which also fits Frame 70) and 49 as an addition to the Frame modules from the Frame collection. With the simple base, you can create a dresser, a bookcase, a nightstand or something else entirely. The various Frame modules come in different sizes and colours. Depending on your exact storage needs, it is also possible to buy doors and shelves. The possible combinations are endless. The entire Frame collection is manufactured and assembled by hand in Denmark. It is a collection that truly unites functionality, quality and aesthetics.




For Frame 35 and 70



BLACK
BL40702

For Frame 49



BLACK
BL40700

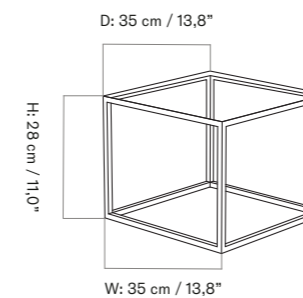
STOCK OPTIONS

SKU	VARIANT
BL40702	BASE FOR FRAME 35 AND FRAME 70, BLACK

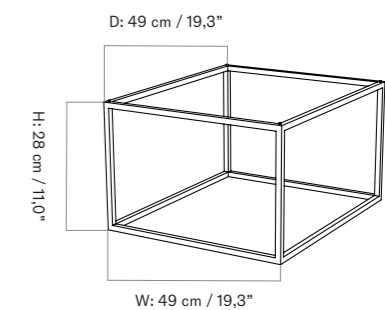
TECHNICAL SPECIFICATIONS

PRODUCT TYPE Storage system	PRODUCTION PROCESS Welded, shot blasted steel frame with silver brazed corners to make the edges sharp and nice. Lastly the frame is painted with a black powder coated finish.	PACKAGING TYPE Brown box
COLLI 1	COLOURS Black (RAL 9005)	PACKAGING MEASUREMENTS (H × W × D) <i>For 35 and 70</i> 36 cm × 42 cm × 42 cm / 14,17" × 16,54" × 16,53"
ENVIRONMENT Indoor	MATERIALS Steel	<i>For 49</i> 36,5 cm × 49 cm × 56 cm / 14,4" × 19,3" × 22"
DIMENSIONS <i>For 35 and 70</i> H: 28 cm / 11,0" W: 35 cm / 13,8" D: 35 cm / 13,8" <i>For 49</i> H: 28 cm / 11,0" W: 49 cm / 19,3" D: 42 cm / 16,5"	WEIGHT For 35 and 70: 4,056 kg / 8,94 lb For 49: 4,598 kg / 10,141 lb	MATERIALS & MAINTENANCE Please see page 680 for materials, care and maintenance instructions.

BASE FOR FRAME 35 AND 70



BASE FOR FRAME 49





DOUBLE BASE FOR FRAME
Designed by *Audo*

[BACK TO START](#)

The double base for Frame 35 (which also fits Frame 70) and 49 in black metal comes in two heights 14 cm and 28 cm. The various Frame modules come in different sizes and colours. Depending on your exact storage needs, it is also possible to buy doors and shelves. The possible combinations are endless. The entire Frame collection is manufactured and assembled by hand in Denmark. It is a collection that truly unites functionality, quality and aesthetics.



For Frame 35 and 70



BLACK, H: 14 CM
BL40710



BLACK, H: 28 CM
BL40706

For Frame 49



BLACK, H: 14 CM
BL40708



BLACK, H: 28 CM
BL40704

STOCK OPTIONS

SKU	VARIANT
BL40710	DOUBLE BASE FOR FRAME 35 AND FRAME 70, HEIGHT 14 CM
BL40706	DOUBLE BASE FOR FRAME 35 AND FRAME 70, HEIGHT 28 CM
BL40708	DOUBLE BASE FOR FRAME 49, HEIGHT 14 CM

TECHNICAL SPECIFICATIONS

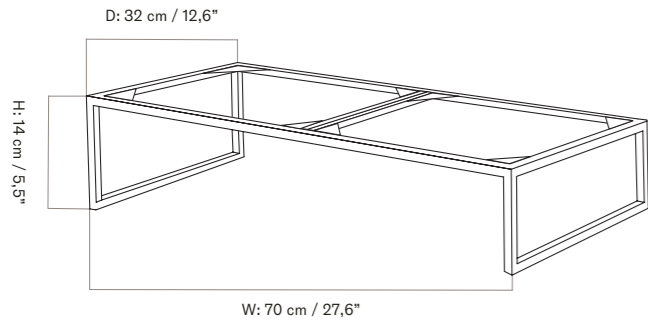
PRODUCT TYPE Storage system	PRODUCTION PROCESS Welded, shot blasted steel frame with silver brazed corners to make the edges sharp and nice. Lastly the frame is painted with a black powder coated finish.	PACKAGING MEASUREMENTS (H × W × D) <i>For 35 and 70, H18</i> 41,6 cm × 84 cm × 16,5 cm / 16,4" × 33,1" × 6,5"
COLLI 1	COLOURS Black (RAL 9005)	<i>For 35 and 70, H28</i> 41,6 cm × 84 cm × 16,5 cm / 16,4" × 33,1" × 6,5"
ENVIRONMENT Indoor	MATERIALS Steel	<i>For 49, H18</i> 36,5 cm × 49 cm × 56 cm / 14,4" × 19,3" × 22"
DIMENSIONS <i>For 35 and 70, H14</i> H: 14 cm / 5,5" W: 70 cm / 27,6" D: 32 cm / 12,6" <i>For 35 and 70, H28</i> H: 28 cm / 11" W: 70 cm / 27,6" D: 32 cm / 12,6" <i>For 49, H14</i> H: 14 cm / 5,5" W: 90 cm / 38,6" D: 42 cm / 16,5" <i>For 49, H28</i> H: 28 cm / 11,0" W: 98 cm / 38,6" D: 42 cm / 16,5"	<i>For 49, H28</i> 41,6 cm × 84 cm × 16,5 cm / 16,4" × 33,1" × 6,5"	
	WEIGHT For 35 and 70, H14: 8 kg / 17,64 lb For 35 and 70, H28: 10 kg / 22,05 lb For 49, H14: 10 kg / 22,05 lb For 49, H28: 11,92 kg / 26,28 lb	MATERIALS & MAINTENANCE Please see page 680 for materials, care and maintenance instructions.
	PACKAGING TYPE Brown box	



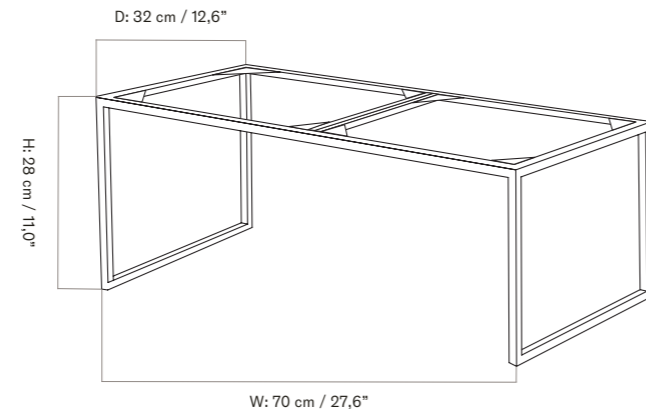
DOUBLE BASE FOR FRAME Designed by *Audo*

TECHNICAL DRAWING

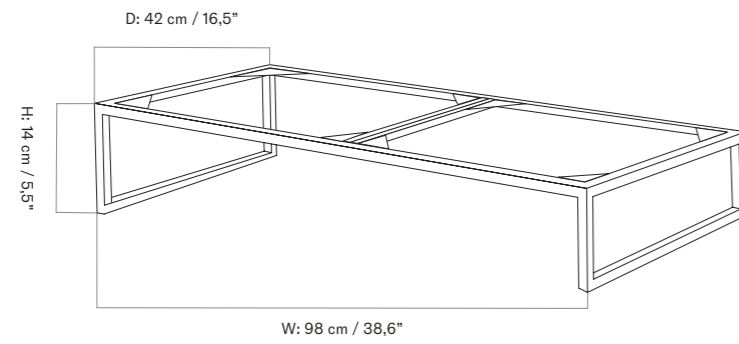
FOR FRAME 35 AND 70, H1V4




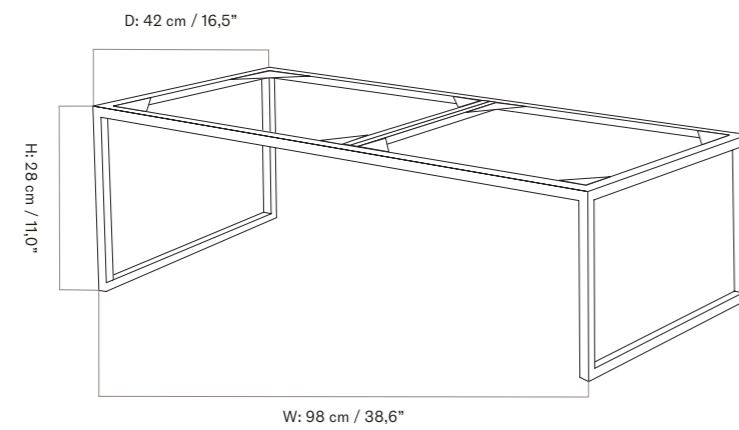
FOR FRAME 35 AND 70, H28



FOR FRAME 49, H14



FOR FRAME 49, H28



FRAME 70, material *sand*, designer *Audo*
 DOOR FOR FRAME 70, material *sand*, designer *Audo*
 FRAME 70 INCL. 2 DRAWERS, material *sand*, designer *Audo*
 DOUBLE BASE FOR FRAME 35 AND FRAME 70, size 28 cm, designer *Audo*

SUSPENSION BRACKETS FOR FRAME
Designed by *Mogens Lassen*

[BACK TO START](#)

The Suspension brackets in 3 different lengths is perfect if you should hang more than one Frame to ensure an easy and both vertical hang up.

Suspension brackets



BLACK STEEL

STOCK OPTIONS

SKU	VARIANT
BL40850	SUSPENSION BRACKET S8, BLACK
BL40851	SUSPENSION BRACKET S12, BLACK
BL40852	SUSPENSION BRACKET S14, BLACK

TECHNICAL SPECIFICATIONS

PRODUCT TYPE
Storage system

COLLI
1

ENVIRONMENT
Indoor

DIMENSIONS

S8
H: 40 cm / 1,57"
W: 56,16 cm / 22,1"
D: 1,4 cm / 0,05"

S12
H: 40 cm / 1,57"
W: 84,24 cm / 33,1"
D: 1,4 cm / 0,05"

S14
H: 40 cm / 1,57"
W: 98,28 cm / 38,69"
D: 1,4 cm / 0,05"

PRODUCTION PROCESS
Welded, shot blasted steel frame with silver brazed corners to make the edges sharp and nice. Lastly the frame is painted with a black powder coated finish.

COLOURS
Black (RAL 9005)

MATERIALS
Steel

WEIGHT
S8: 0,35 kg / 0,77 lb

S12: 0,55 kg / 1,21 lb
S14: 0,575 kg / 1,27 lb

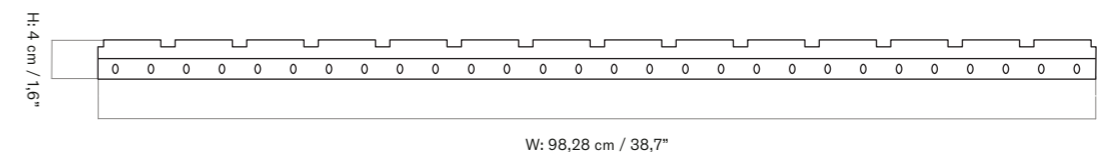
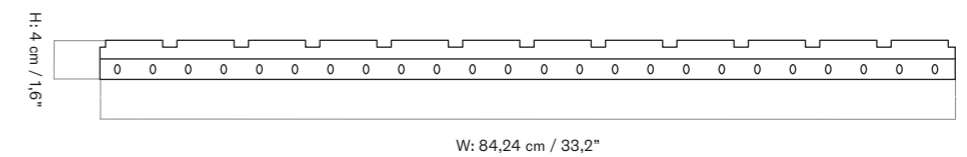
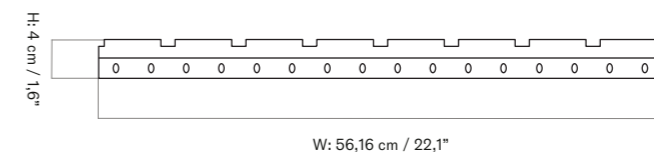
PACKAGING TYPE
Brown box

PACKAGING MEASUREMENTS
(H × W × D)
S8
10 cm × 11,5 cm × 63 cm / 3,9" × 4,5" × 24,8"

S12
11 cm × 11,5 cm × 112 cm / 4,3" × 4,5" × 44"

S14
11 cm × 11,5 cm × 112 cm / 4,3" × 4,5" × 44"


MATERIALS & MAINTENANCE
Please see page 680 for materials, care and maintenance instructions.



Frame 49 Trio is a flexible storage solution consisting of three Frame modules in cubistic frames. The simple storage system is inspired by the Kubus candleholder by Mogens Lassen, based on strict mathematical formulas and designed with the greatest precision. Frame 49 Trio consists of three Frame modules in size 49: a module with a shelf, a module with a door and a module with three Drawers. The Drawers feature a soft-close system and hidden tracks. Frame Sideboard Trio works beautifully as a dresser in the living room, tv table or as a classic bookcase. The entire Frame collection is manufactured and assembled by hand in Denmark. It is a collection that truly unites functionality, quality and aesthetics.

PRODUCT OPTIONS

Material



DARK GREY

LIGHT GREY

FJORD

SAND

WHITE

OAK

BLACK STAINED ASH

SMOKED OAK

Frame



BLACK ALUMINIUM



STOCK OPTIONS

SKU	VARIANT
BL39482	FRAME 49 TRIO, DARK GREY
BL39483	FRAME 49 TRIO, LIGHT GREY
BL39488	FRAME 49 TRIO, FJORD
BL39489	FRAME 49 TRIO, SAND
BL39485	FRAME 49 TRIO, WHITE
BL39471	FRAME 49 TRIO, OAK
BL39481	FRAME 49 TRIO, BLACK STAINED ASH
BL39486	FRAME 49 TRIO, SMOKED OAK

TECHNICAL SPECIFICATIONS

PRODUCT TYPE
Storage system

COLLI
1

ENVIRONMENT
Indoor

DIMENSIONS
H: 49 cm / 19,3"
W: 147 cm / 57,9"
D: 42 cm / 16,5"

PRODUCTION PROCESS
The frame is made from 6mm steel profiles to strengthen the construction of the frame. The profiles are mounted with zinc casted corners and afterward the frame is grinded to obtain a smooth finish before the frame is powder coated. The plates are made from a MDF core with a melamine or veneer surface. The drawer is made from plywood and covered with black foil. The bottom is made from black painted MDF. The tracks are made from steel and has a soft-close system. The handles are made from aluminum with powder coated black finish.

COLOURS
Material
Dark Grey
Light Grey
Fjord
Sand
White
Oak
Black Stained Ash
Smoked Oak

Frame
Black (RAL 9005)

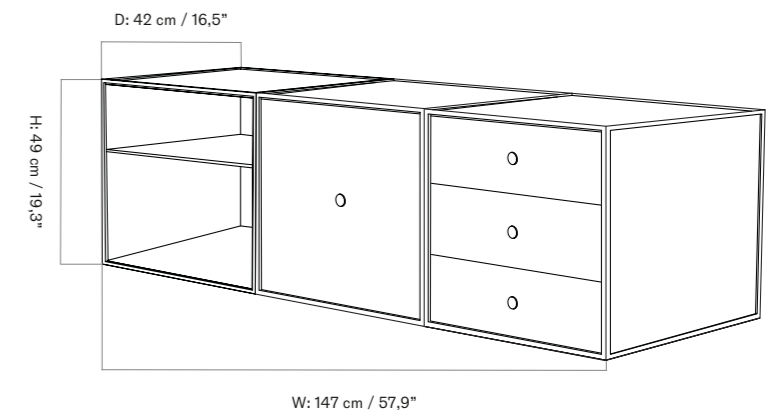
MATERIALS
Aluminium, oak, veneer, MDF

WEIGHT
9,957 kg / 21,95 lb

PACKAGING TYPE
Brown box

PACKAGING MEASUREMENTS
(H × W × D)
81 cm × 44 cm × 44 cm /
31,9" × 17,3" × 17,3"

MATERIALS & MAINTENANCE
Please see page 680 for materials, care and maintenance instructions.






FRAME 49 TRIO SIDEBOARD

Designed by *Audo*

Frame 49 Sideboard Trio is a flexible storage solution consisting of a square module in a cubistic frame and with a cubistic black metal base. The simple storage system is inspired by the Kubus candleholder by Mogens Lassen, based on strict mathematical formulas and designed with the greatest precision. Frame Sideboard Trio consists of three Frame modules in size 49 with a cubistic base: a module with a shelf, a module with a door and a module with three Drawers. The Drawers feature a soft-close system and hidden tracks. Frame Sideboard Trio works beautifully as a dresser in the living room or as a classic bookcase. The Frame module can also be separated from the cubistic Base for Frame and instead hung on the wall if your home needs a new touch, or to cater for changing storage needs. The entire Frame collection is manufactured and assembled by hand in Denmark. It is a collection that truly unites functionality, quality and aesthetics.

PRODUCT OPTIONS

Material



Frame



Base



TECHNICAL SPECIFICATIONS

PRODUCT TYPE
Storage system

COLLI
1

ENVIRONMENT
Indoor

DIMENSIONS
H: 72 cm / 28,3"
W: 147 cm / 57,9"
D: 42 cm / 16,5"

PRODUCTION PROCESS
The frame is made from 6mm steel profiles to strengthen the construction of the frame. The profiles are mounted with zinc casted corners and afterward the frame is grinded to obtain a smooth finish before the frame is powder coated. The plates are made from a MDF core with a melamine or veneer surface. The base is a welded, shot blasted steel frame with silver brazed corners to make the edges sharp and nice. Lastly the frame is painted with a black powder coated finish. The drawer is made from plywood and covered with black foil. The bottom is made from black painted MDF. The tracks are made from steel and has a soft-close system. The handles are made from aluminum with powder coated black finish.

COLOURS

Material
Dark Grey
Light Grey
Fjord
Sand
White
Oak
Black Stained Ash
Smoked Oak

Frame & Base
Black (RAL 9005)

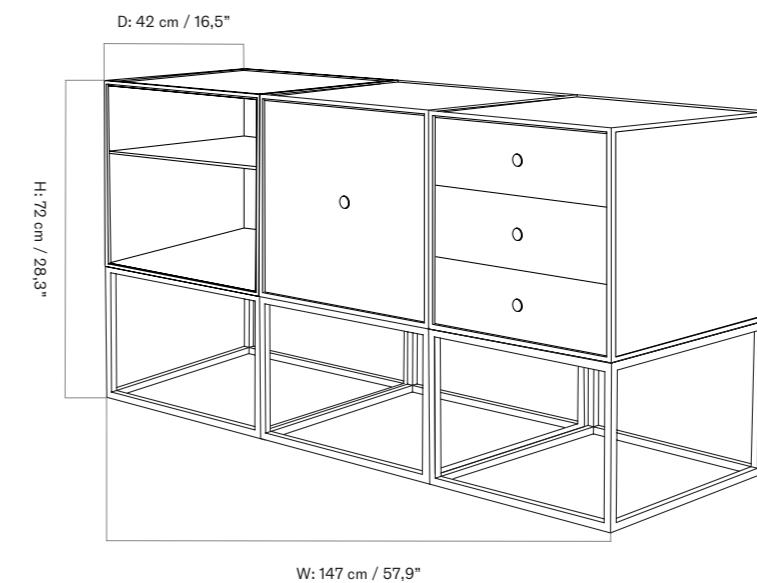
MATERIALS
Aluminium, MDF with melamine or ash/
oak veneer

WEIGHT
68,836 kg / 151,76 lb

PACKAGING TYPE
Brown box

PACKAGING MEASUREMENTS
(H × W × D)
115 cm × 60 cm × 80 cm /
45,3" × 23,6" × 31,5"

MATERIALS & MAINTENANCE
Please see page 680 for materials, care and
maintenance instructions.





FRAME 49 TRIO SIDEBOARD
Designed by *Audo*

[BACK TO START](#)

STOCK OPTIONS

SKU	VARIANT
BL39472	FRAME 49 TRIO SIDEBOARD, DARK GREY
BL39473	FRAME 49 TRIO SIDEBOARD, LIGHT LREY
BL39478	FRAME 49 TRIO SIDEBOARD, FJORD
BL39479	FRAME 49 TRIO SIDEBOARD, SAND
BL39475	FRAME 49 TRIO SIDEBOARD, WHITE
BL39471	FRAME 49 TRIO SIDEBOARD, OAK
BL39474	FRAME 49 TRIO SIDEBOARD, BLACK STAINED ASH
BL39476	FRAME 49 TRIO SIDEBOARD, SMOKED OAK



FRAME 49 TRIO SIDEBOARD, material *smoked oak*, designer *Audo*
KLAMPENBORG TABLE LAMP, material *brushed brass*, designer *Mogens Lassen*



FRAME SHOE CABINET

Designed by *Mogens Lassen*


[BACK TO START](#)

Frame Shoe Cabinet is a new addition to existing Frame modules, adding a new function that makes it an excellent choice for the hallway. With its characteristic frame, Frame Shoe Cabinet is based on the same design as the existing Frame modules, but with new dimensions that makes it even more useful for storing your shoes. The inside is made in metal to ensure that dirt and wet shoes do not damage the cabinet. Placed on the wall, Frame Shoe Cabinet takes up no floor space, which makes it an ideal storage solution for small hallways. Frame Shoe Cabinet is inspired by the Kubus candleholder by Mogens Lassen, based on strict mathematical formulas and designed with the greatest precision. The Frame collection is manufactured and assembled by hand in Denmark. It is a collection that truly unites functionality, quality and aesthetics.



PRODUCT OPTIONS

Material



Frame



STOCK OPTIONS

SKU	VARIANT
BL39901	FRAME SHOE CABINET, DARK GREY
BL39902	FRAME SHOE CABINET, LIGHT GREY
BL39903	FRAME SHOE CABINET, FJORD
BL39904	FRAME SHOE CABINET, SAND
BL39905	FRAME SHOE CABINET, WHITE
BL40903	FRAME SHOE CABINET, BLACK STAINED ASH

TECHNICAL SPECIFICATIONS

PRODUCT TYPE
Storage system

COLLI
1

ENVIRONMENT
Indoor

DIMENSIONS
H: 42 cm / 16,5
W: 70 cm / 27,6"
D: 21 cm / 8,3"

PRODUCTION PROCESS
The frame is made from 6mm steel profiles to strengthen the construction of the frame. The profiles are mounted with zinc casted corners and afterward the frame is grinded to obtain a smooth finish before the frame is powder coated. The plates are made from a MDF core with a melamine or veneer surface. Lastly the shoe insert is made from steel with a powder coated finish. The mounting is made from steel and are plated with black browned. The handle is made from aluminum with a powder coated black finish.

COLOURS

Material
Dark Grey
Light Grey
Fjord
Sand
White
Black Stained Ash

Frame
Black (RAL 9005)

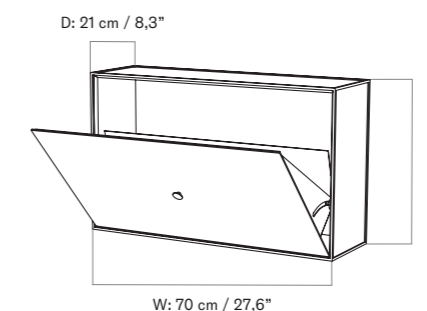
MATERIALS
Aluminium, melamine, MDF with melamine or ash/oak veneer.

WEIGHT
17,728 kg / 39,08 lb

PACKAGING TYPE
Brown box

PACKAGING MEASUREMENTS
(H x W x D)
81 cm x 31 cm x 50 cm / 31,9" x 12,2" x 19,7"


MATERIALS & MAINTENANCE
Please see page 680 for materials, care and maintenance instructions.



Frame View is a flexible storage solution consisting of a square module in a cubistic frame. The simple storage system is inspired by the Kubus candleholder by Mogens Lassen, based on strict mathematical formulas and designed with the greatest precision. Frame View can be used in countless contexts. Combine the Frame modules to create a classic bookcase, a room divider or something else entirely. The possible combinations are endless. Frame View consists of three Frame 42 modules with doors. The entire Frame collection is manufactured and assembled by hand in Denmark. It is a collection that truly unites functionality, quality and aesthetics.

PRODUCT OPTIONS

Material



Frame



STOCK OPTIONS

SKU	VARIANT
BL39462	FRAME VIEW, DARK GREY
BL39463	FRAME VIEW, LIGHT GREY
BL39468	FRAME VIEW, FJORD
BL39469	FRAME VIEW, SAND
BL39465	FRAME VIEW, WHITE
BL39461	FRAME VIEW, OAK
BL39464	FRAME VIEW, BLACK STAINED ASH
BL39466	FRAME VIEW, SMOKED OAK

TECHNICAL SPECIFICATIONS

PRODUCT TYPE
Storage system

COLLI
1

ENVIRONMENT
Indoor

DIMENSIONS
H: 42 cm / 16,5"
W: 126 cm / 49,6"
D: 21 cm / 8,3"

PRODUCTION PROCESS
The frame is made from 6mm aluminum profiles that are mounted with zinc casted corners. Afterwards the frame is grinded to obtain a smooth finish before the frame is powder coated. The plates are made from a MDF core with a melamine or veneer surface. The handles are made from aluminum with powder coated black finish.

COLOURS

Material
Dark Grey
Light Grey
Fjord
Sand
White
Oak
Black Stained Ash
Smoked Oak

Frame
Black (RAL 9005)

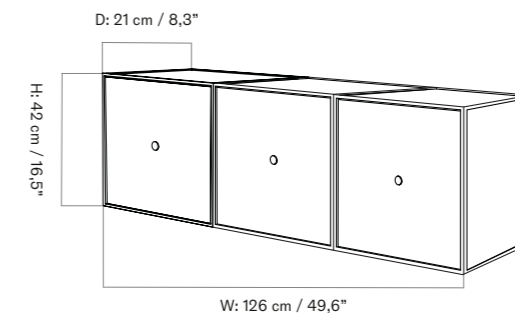
MATERIALS
Aluminium, MDF with melamine or ash/oak veneer

WEIGHT
21,662 kg / 47,76 lb

PACKAGING TYPE
Brown box

PACKAGING MEASUREMENTS
(H × W × D)
74 cm × 60 cm × 80 cm / 29" × 23,6" × 31,4"

MATERIALS & MAINTENANCE
Please see page 680 for materials, care and maintenance instructions.





FRAME SQUARE STANDARD
Designed by *Audo*

[BACK TO START](#)

Frame Square Standard is a flexible storage solution consisting of a square module in a cubistic frame. The simple storage system is inspired by the Kubus candleholder by Mogens Lassen, based on strict mathematical formulas and designed with the greatest precision. The Frame collection is available in many variants for use in countless contexts.

Combine the Frame modules to create a classic bookcase, a room divider or something else entirely. The possible combinations are endless. The Frame modules are available with or without doors, shelves and Drawers, making sure that you can design the perfect storage solution to match your needs for organisation and storage. This variant consists of four Frame 35 modules, including two open modules and two modules with doors. The entire Frame collection is manufactured and assembled by hand in Denmark. It is a collection that truly unites functionality, quality and aesthetics.



PRODUCT OPTIONS

Material



DARK GREY

LIGHT GREY




FJORD

SAND



WHITE

OAK



BLACK STAINED ASH

SMOKED OAK

Frame



BLACK ALUMINIUM

SKU	VARIANT
BL39452	FRAME SQUARE STANDARD, DARK GREY
BL39453	FRAME SQUARE STANDARD, LIGHT GREY
BL39458	FRAME SQUARE STANDARD, FJORD
BL39459	FRAME SQUARE STANDARD, SAND
BL39455	FRAME SQUARE STANDARD, WHITE
BL39451	FRAME SQUARE STANDARD, OAK
BL39454	FRAME SQUARE STANDARD, BLACK STAINED ASH
BL39456	FRAME SQUARE STANDARD, SMOKED OAK

STOCK OPTIONS

TECHNICAL SPECIFICATIONS

PRODUCT TYPE
Storage system

COLLI
1

ENVIRONMENT
Indoor

DIMENSIONS
H: 70 cm / 27,6"
W: 70 cm / 27,6"
D: 35 cm / 13,8"

PRODUCTION PROCESS
The frame is made from 6mm aluminum profiles that are mounted with zinc casted corners. Afterwards the frame is grinded to obtain a smooth finish before the frame is powder coated. The plates are made from a MDF core with a melamine or veneer surface. The handles are made from aluminum with powder coated black finish.

COLOURS

Material
Dark Grey
Light Grey
Fjord
Sand
White
Oak
Black Stained Ash
Smoked Oak

Frame
Black (RAL 9005)

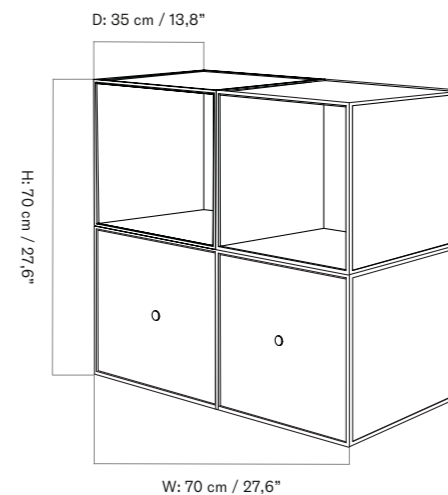
MATERIALS
Aluminium, MDF with melamine or ash/oak veneer

WEIGHT
21,664 kg / 47,76 lb

PACKAGING TYPE
Brown box

PACKAGING MEASUREMENTS
(H x W x D)
99 cm x 60 cm x 85 cm / 39" x 23.6" x 33.5"



MATERIALS & MAINTENANCE
Please see page 680 for materials, care and maintenance instructions.



Lighting


 Levitate Pendant, 28 →  Cast Pendant →

 Levitate Pendant, 40 →  Circular Pendant →

 Umanoff Pendant →  Dancing Pendant →

 Hashira Pendant →  Resonant Pendant →

 Hashira Pendant, Cluster →  Collector Chandelier 3 →

 JWDA Pendant →  Collector Chandelier 5 →

 TR Bulb Pendant →

 TR Bulb Suspension Frame →

 Bank Pendant →



LEVITATE PENDANT, 28
Designed by *Afteroom*

[BACK TO START](#)

As its name suggests, the Levitate Pendant floats effortlessly on air. The generous aluminium shade with an elegant glass diffuser, classic in its expression, is available in two sizes and three colours and reflects warm, ambient light to perfectly illuminate a space. The accompanying brass knob makes for a perfect decoration.



SAGE GREEN / BRASS
1370469



BLACK / BRASS
1370539

STOCK OPTIONS

SKU	VARIANT
1370469	LEVITATE PENDANT, 28, SAGE GREEN / BRASS
1370539	LEVITATE PENDANT, 28, BLACK / BRASS

TECHNICAL SPECIFICATIONS

PRODUCT TYPE
Pendant

COLLI
1

ENVIRONMENT
Indoor

DIMENSIONS
H: 21,9 cm / 8,6"
Ø: 28 cm / 11"

PRODUCTION PROCESS
Spun aluminium shade, hand crafted glass diffuser, with milled brass details.

COLOUR
Green (Pantone 5773)
Black (Pantone Black C)

MATERIALS
Aluminium, steel, ABS, glass, PVC and brass

WEIGHT
1,2 kg / 2,65 lb

VOLTAGE
CE: 220-230 V
US: 110-130 V

LIGHT SOURCE
E14 (CE) - 2 pcs
E12 (US) - 2 pcs

Max 25 Watt

LIGHT SPECIFICATION
Bulb not included.

DIMMER
No. The lamp can be connected to a dimmer system.

CANOPY
Black, ABS
Ø: 11,5 cm / 4,5"
H: 3,8 cm / 1,5"

CORD MATERIAL AND COLOUR
Soft coated PVC, black.

CORD LENGTH
400 cm / 157,5"

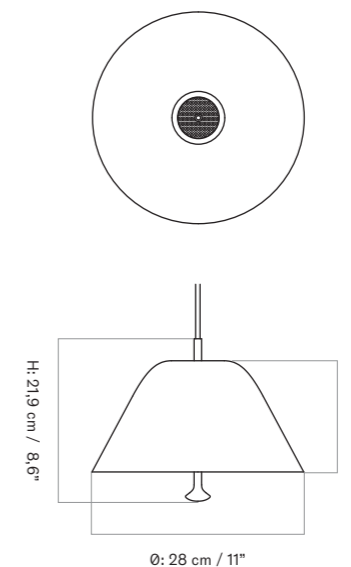
CLASSIFICATION
IP20, Class II

CERTIFICATIONS
CE and ETL certified, tests can be obtained upon request.

PACKAGING TYPE
Gift box

PACKAGING MEASUREMENTS
(H x W x D)
41 cm x 41 cm x 26 cm /
16,1" x 16,1" x 10,2"

MATERIALS & MAINTENANCE
Please see page 680 for materials, care and maintenance instructions.





LEVITATE PENDANT, 28
Designed by *Afteroom*

[BACK TO START](#)

As its name suggests, the Levitate Pendant floats effortlessly on air. The generous aluminium shade with an elegant glass diffuser, classic in its expression, is available in two sizes and three colours and reflects warm, ambient light to perfectly illuminate a space. The accompanying brass knob makes for a perfect decoration.



SAGE GREEN / BRASS
1371469



BLACK / BRASS
1371539

STOCK OPTIONS

SKU	VARIANT
1371469	LEVITATE PENDANT, 40, SAGE GREEN / BRASS
1371539	LEVITATE PENDANT, 40, BLACK / BRASS

TECHNICAL SPECIFICATIONS

PRODUCT TYPE
Pendant

COLLI
1

ENVIRONMENT
Indoor

DIMENSIONS
H: 21,9 cm / 8,6"
Ø: 28 cm / 11"

PRODUCTION PROCESS
Spun aluminium shade, hand crafted glass diffuser, with milled brass details.

COLOUR
Green (Pantone 5773)
Black (Pantone Black C)

MATERIALS
Aluminium, steel, ABS, glass, PVC and brass

WEIGHT
1,9 kg / 4,19 lb

VOLTAGE
CE: 220-230 V
US: 110-130 V

LIGHT SOURCE
E14 (CE) - 2 pcs
E12 (US) - 2 pcs

Max 25 Watt

LIGHT SPECIFICATION
Bulb not included.

DIMMER
No. The lamp can be connected to a dimmer system.

CANOPY
Black, ABS
Ø: 11,5 cm / 4,5"
H: 3,8 cm / 1,5"

CORD MATERIAL AND COLOUR
Soft coated PVC, black.

CORD LENGTH
400 cm / 157,5"

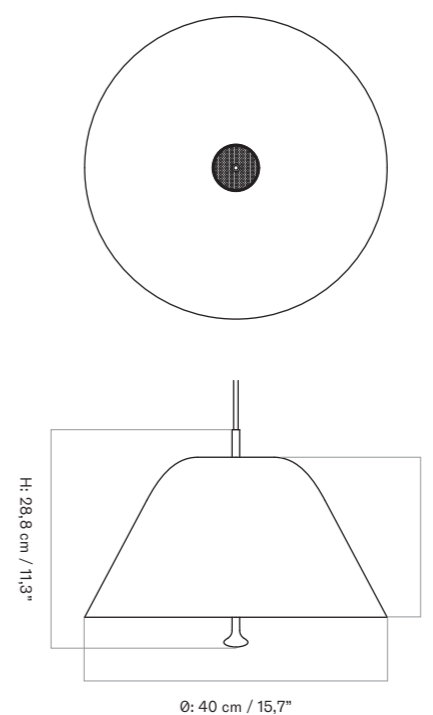
CLASSIFICATION
IP20, Class II

CERTIFICATIONS
CE and ETL certified, tests can be obtained upon request.

PACKAGING TYPE
Gift box

PACKAGING MEASUREMENTS
(H × W × D)
46 cm × 46 cm × 33 cm / 18,1" × 18,1" × 12"

MATERIALS & MAINTENANCE
Please see page 680 for materials, care and maintenance instructions.





UMANOFF PENDANT

Designed by *Arthur Umanoff*

A distinct and contemporary interpretation of the all-wood chair, the Ready Chair is crafted from moulded wood veneer to highlight the fluid curves of the body. Available in natural, red stained or black painted oak with a water based lacquered finish, the pared-back dining chair showcases precise craft and natural materials to functionally beautiful effect.



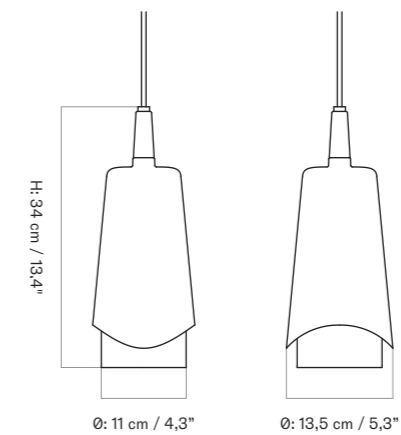
BRASS / WALNUT
1570839

STOCK OPTIONS

SKU	VARIANT
1570839	UMANOFF PENDANT, BRASS / WALNUT

TECHNICAL SPECIFICATIONS

PRODUCT TYPE Pendant	WEIGHT 0,76 kg / 1,68 lb	CORD MATERIAL AND COLOUR Flexible PVC cable, black, plug, black.
COLLI 2	VOLTAGE CE: 220-230 V US: 110-130 V	CORD LENGTH 400 cm / 157,5"
ENVIRONMENT Indoor	LIGHT SOURCE E27 (CE) - 1 pc E26 (US) - 1 pc	CLASSIFICATION IP20, Class II
DIMENSIONS H: 34 cm / 13,4" Ø: 13,5 cm / 5,3"	Max 40 Watt	CERTIFICATIONS CE and ETL certified, tests can be obtained upon request.
PRODUCTION PROCESS Spun brass shade with plated mesh, milled brass knob, and hand cut wood.	LIGHT SPECIFICATION Bulb not included.	PACKAGING TYPE Gift box
COLOUR Brushed brass and walnut	DIMMER No. The lamp can be connected to a dimmer system.	PACKAGING MEASUREMENTS (H × W × D) 16,4 cm × 37,1 cm × 16,2 cm / 6,5" × 14,6" × 6,4"
MATERIALS Solid brass, PVD plated steel and solid walnut.	CANOPY Yes, ABS, black. Ø: 11,5 cm / 4,5" H: 3,8 cm / 1,5"	MATERIALS & MAINTENANCE Please see page 680 for materials, care and maintenance instructions.





HASHIRA PENDANT
Designed by *Norm Architects*

[BACK TO START](#)

Translucent, cylindrical fabric shade with metal frame, textile cord and dimmer switch.

Ø18



RAW
1502699

Ø30



WHITE
1503059



RAW
1503699

TECHNICAL SPECIFICATIONS

PRODUCT TYPE
Pendant

COLLI
2

ENVIRONMENT
Indoor

DIMENSIONS

Ø18
H: 60 cm / 23,6"
Ø: 18 cm / 7,1"

Ø30
H: 90 cm / 35,4"
Ø: 30 cm / 11,8"

PRODUCTION PROCESS
Welded steel frame with a hand-made shade.

COLOURS
White, bronzed brass
Raw, bronzed brass

MATERIALS
Steel, linen, PS plastic.
Thickness of line may vary giving a slightly different light.

WEIGHT
Ø18: 1,15 kg / 2,54 lb
Ø30: 2,00 kg / 4,41 lb

VOLTAGE
CE: 220-230 V
US: 110-130 V

LIGHT SOURCE
E27 (CE) - 1 pc / Small, 2 pcs / Large
E26 (US) - 1 pc / Small, 2 pcs / Large

Max 40 Watt

LIGHT SPECIFICATION
Bulbs not included

DIMMER
No. The lamp can be connected to a dimmer system

CANOPIE
Yes, ABS, black
Ø: 11,5 cm / 4,5"
H: 3,8 cm / 1,5"

CORD MATERIAL AND COLOUR
Textile, black, with safe wire (only the large pendant).

CORD LENGTH
500 cm / 197"

CLASSIFICATION
IP20, Class II

CERTIFICATIONS
CE and ETL certified, tests can be obtained upon request.

PACKAGING TYPE
Ø18: Gift box
Ø30: Brown box

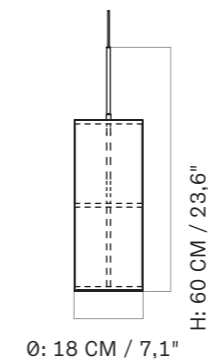
PACKAGING MEASUREMENTS
(H × W × D)

Ø18
24 cm × 24 cm × 50 cm /
9,4" × 9,4" × 19,7"

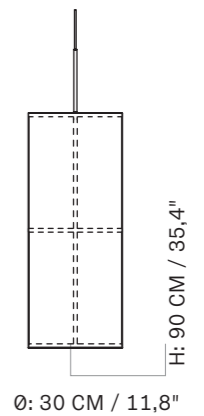
Ø30
37 cm × 37cm × 80 cm /
14,6" × 14,6" × 31,5"

MATERIALS & MAINTENANCE
Please see page 680 for materials, care and maintenance instructions.

Ø18



Ø30





HASHIRA PENDANT

Designed by *Norm Architects*

[BACK TO START](#)

STOCK OPTIONS

SKU	VARIANT
1502699	HASHIRA PENDANT, Ø18, RAW
1503059	HASHIRA PENDANT, Ø30, WHITE
1503699	HASHIRA PENDANT, Ø30, RAW



HASHIRA PENDANT, size Ø30, material *white*, designer *Norm Architects*
ANDROGYNE DINING TABLE, material *dark stained oak*, designer *Danielle Siggerud*
HARBOUR DINING CHAIR, material *dark stained oak / Grisaille Col. 4 Marccasin*, designer *Norm Architects*
HARBOUR SIDE DINING CHAIR, material *dark stained oak / Dakar 0842*, designer *Norm Architects*
DUCA CANDLE HOLDER, *Bronzed Brass*, designer *Krøyer-Sætter-Lassen*
ÉCHASSE BOWL, size *large*, material *smoke/brushed brass*, designer *Theresa Rand*
GRAVEL RUG, material *ivory*, designer *Nina Bruun*



HASHIRA PENDANT, CLUSTER

Designed by *Norm Architects*

BACK TO START

Translucent, cylindrical fabric shade with metal frame, textile cord and dimmer switch.

Cluster, Ø32



RAW
1504699

Cluster, Ø60



WHITE
1505059



RAW
1505699

STOCK OPTIONS

PRODUCT TYPE
Pendant

COLLI
1

ENVIRONMENT
Indoor

DIMENSIONS

Ø32
H: 60 cm / 23,6"
Ø: 37 cm / 14,6"

Ø60
H: 90 cm / 35,4"
Ø: 61,5 cm / 24,2"

PRODUCTION PROCESS
Welded steel frame with a hand-made shade.

COLOUR
White, bronzed brass
Raw, bronzed brass

MATERIALS
Steel, linen, PS plastic.
Thickness of line may vary giving a slightly different light.

WEIGHT
Ø32: 3,13 kg / 6,90 lb
Ø60: 5,85 kg / 12,90 lb

VOLTAGE
CE: 220-230 V
US: 110-130 V

LIGHT SOURCE
E27 (CE) - 3 pcs / Small, 6 pcs / Large
E26 (US) - 3 pcs / Small, 6 pcs / Large

Max 40 Watt

LIGHT SPECIFICATION
Bulbs not included

DIMMER
No. The lamp can be connected to a dimmer system

CANOPIY
Yes, ABS, black
Ø: 11,5 cm / 4,5"
H: 3,8 cm / 1,5"

CORD MATERIAL AND COLOUR
Textile, black, with safe wire.

CORD LENGTH
500 cm / 197"

CLASSIFICATION
IP20, Class II

CERTIFICATIONS
CE and ETL certified, tests can be obtained upon request.

PACKAGING TYPE
Brown box

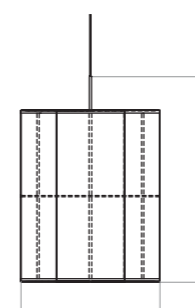
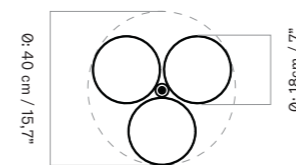
PACKAGING MEASUREMENTS
(H × W × D)

Ø32
43,5 cm × 43,5 cm × 49 cm /
9,4" × 9,4" × 19,3"

Ø60
67,5 cm × 67,5 cm × 78 cm /
26,6" × 26,6" × 30,7"

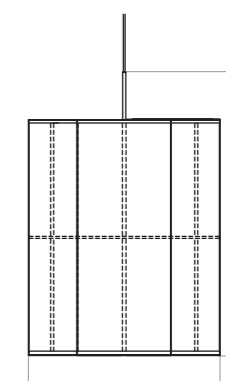
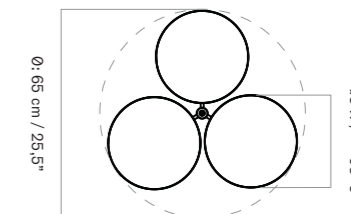
MATERIALS & MAINTENANCE
Please see page 680 for materials, care and maintenance instructions.

CLUSTER, Ø32



W: 37 cm / 14,5"

CLUSTER, Ø60



W: 61,5 cm / 24,2"



HASHIRA PENDANT, CLUSTER
Designed by *Norm Architects*

STOCK OPTIONS

SKU	VARIANT
1504699	HASHIRA PENDANT, CLUSTER, Ø32, RAW
1505059	HASHIRA PENDANT, CLUSTER, Ø60, WHITE
1505699	HASHIRA PENDANT, CLUSTER, Ø60, RAW



HASHIRA PENDANT, CLUSTER, size Ø 32, material *Raw*, designer *Norm Architects*
ANDROGYNE DINING TABLE, size Ø 150, material *dark stained oak / Kunis Breccia Stone*, designer *Danielle Siggerud*
AFTERROOM PLYWOOD DINING CHAIR, material *natural oak*, designer *Afteroom Studio*



JWDA PENDANT
Designed by *Jonas Wagell*

[BACK TO START](#)

Polished brass pendant with dimmer switch and shiny opal glass shade.



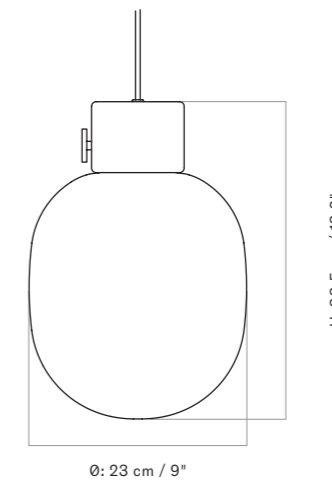
POLISHED BRASS
1820839

STOCK OPTIONS

SKU	VARIANT
1820839	JWDA PENDANT LAMP, POLISHED BRASS

TECHNICAL SPECIFICATIONS

<p>PRODUCT TYPE Pendant</p>	<p>VOLTAGE CE: 220-230 V US: 110-130 V</p>	<p>CANOPY Black, ABS Ø: 11,5 cm / 4,5" H: 3,8 cm / 1,5"</p>
<p>COLLI 2</p>	<p>LIGHT SOURCE G9 - 1 PC Max 40 Watt</p>	<p>CORD MATERIAL AND COLOUR PVC wire, black.</p>
<p>ENVIRONMENT Indoor</p>	<p>LIGHT SPECIFICATION Bulb is included.</p>	<p>CORD LENGTH 400 cm / 157,5"</p>
<p>DIMENSIONS H: 33,5 cm / 13,2" Ø: 23 cm / 9"</p>	<p>CE 3,5 W 210 lm 2700 K Ra > 80 Energy class: G</p>	<p>CLASSIFICATION IP20, Class II</p>
<p>COLOUR Polished brass, shiny opal.</p>	<p>US 3,5 W 450 lm 2700 K Ra > 80</p>	<p>CERTIFICATIONS CE and ETL certified, tests can be obtained upon request.</p>
<p>PRODUCTION PROCESS Base in polished brass. The brass version is mirror-polished but not lacquered, so the metal will patinate over time. The shade is made from mouth-blown opal glass. The dimmer switch is made of bronzed brass.</p>	<p>DIMMER Yes, on base.</p>	<p>PACKAGING TYPE Gift box</p>
<p>MATERIALS Solid brass, glass.</p>		<p>PACKAGING MEASUREMENTS (H × W × D) 53,5 cm × 30 cm × 30 cm / 20,9" × 11,8" × 11,8"</p>
<p>WEIGHT 1,7 kg / 3,7 lb</p>		<p>MATERIALS & MAINTENANCE Please see page 680 for materials, care and maintenance instructions.</p>





TR BULB PENDANT
Designed by *Tim Eundle*

[BACK TO START](#)

Black powder coated steel or brushed brass pendant with textile cord.



BLACK, MATTE OPAL BULB
1493639



BRUSHED BRASS, MATTE OPAL BULB
1493939

STOCK OPTIONS

SKU	VARIANT
1493639	TR BULB, PENDANT, BLACK W / MATTE OPAL BULB
1493939	TR BULB, PENDANT, BRUSHED BRASS W / MATTE OPAL BULB

TECHNICAL SPECIFICATIONS

PRODUCT TYPE
Pendant

COLLI
1

ENVIRONMENT
Indoor

DIMENSIONS
H: 30 cm / 11,8"
Ø: 20 cm / 7,9"

COLOURS
Black (RAL 9005)
Brushed brass

PRODUCTION PROCESS
The globe shade is made from mouth-blown opal glass and the core is designed with aluminium to draw heat away from the LED light source, allowing the bulb to run at the optimum temperature. Accessory fittings are made of brushed brass or painted steel.

MATERIALS
Powder coated steel or brushed brass with lacquer, opal glass (matte or shiny), LED COB.

WEIGHT
1,1 kg / 2,4 lb

VOLTAGE
CE: 220-230 V
US: 110-130 V

LIGHT SOURCE
E27 (CE) - 1 pc
E26 (US) - 1 pc

LIGHT SPECIFICATIONS

TR Bulb (CE)
6,5 W
683 lm
2700 K
CRI: > 80
Energy class: F

TR Bulb (US)
6 W
683 lm
2700 K
CRI: > 80

DIMMER
No. The lamp can be connected to a dimmer system.

CANOPY
Yes, ABS, black
Ø: 11,5 cm / 4,5"
H: 3,8 cm / 1,5"

CORD MATERIAL AND COLOUR
Textile, black.

CORD LENGTH
300 cm / 118,1"

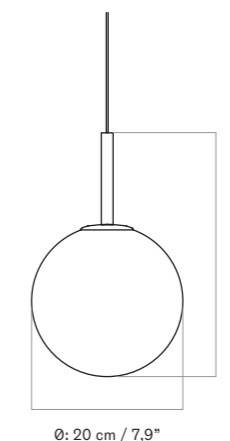
CLASSIFICATION
IP20, Class II

CERTIFICATIONS
CE and ETL certified, tests can be obtained upon request.

PACKAGING TYPE
Gift box

PACKAGING MEASUREMENTS
(H × W × D)
26 cm × 36 cm × 25,5 cm /
10,2" × 14,2" × 10"

MATERIALS & MAINTENANCE
Please see page 680 for materials, care and maintenance instructions.






TR BULB SUSPENSION FRAME

Designed by *Tim Eundle*

[BACK TO START](#)

Suspension lamp in black powder coated steel.
Opal glass bulb with a shiny or matte finish.



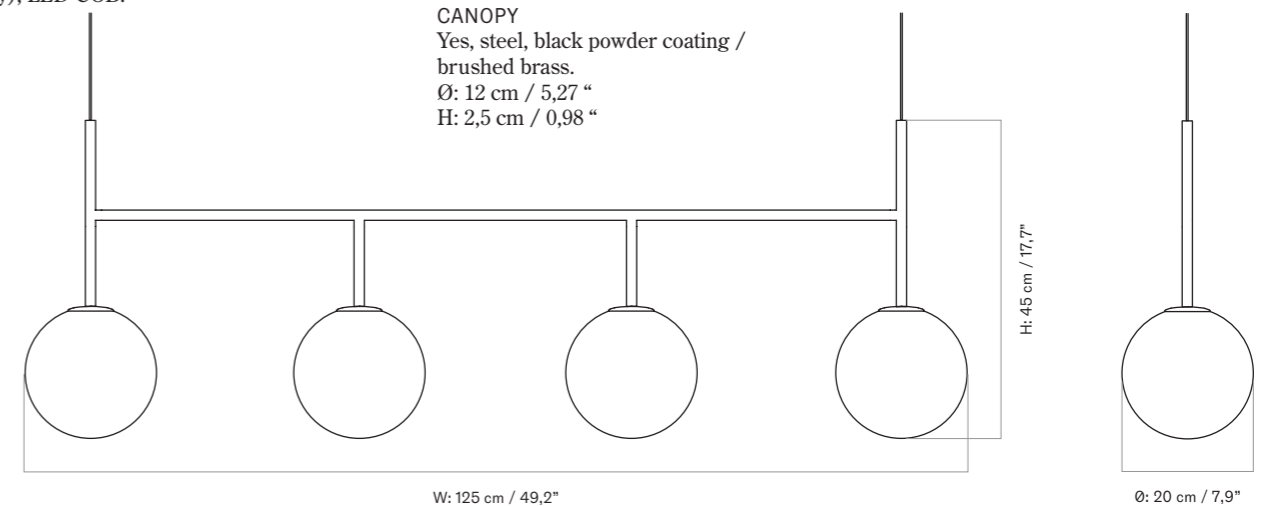
BLACK, MATTE OPAL BULB
1495639

STOCK OPTIONS

SKU	VARIANT
1495639	TR BULB, SUSPENSION FRAME, BLACK W / MATTE OPAL BULB

TECHNICAL SPECIFICATIONS

PRODUCT TYPE Suspension frame	WEIGHT 4,4 kg / 9,7 lb	CORD MATERIAL AND COLOUR Textile, black.
COLLI 1	VOLTAGE CE: 220-230 V US: 110-130 V	CORD LENGTH 300 CM / 118,1"
ENVIRONMENT Indoor	LIGHT SOURCE E27 (CE) - 4 PCS E26 (US) - 4 pcs	CLASSIFICATION IP20, Class II
DIMENSIONS H: 45 cm / 17,7" Ø: 20 cm / 7,9" W: 125 cm / 49,2"	LIGHT SPECIFICATIONS <i>TR Bulb (CE)</i> 6,5 W 683 lm 2700 K CRI: > 80 Energy class: F <i>TR Bulb (US)</i> 6 W 683 lm 2700 K CRI: > 80	CERTIFICATIONS CE and ETL certified, tests can be obtained upon request.
COLOURS Black (RAL 9005)	DIMMER No. The lamp can be connected to a dimmer system (trailing edge).	PACKAGING TYPE Gift box
PRODUCTION PROCESS The globe shade is made from mouth-blown opal glass and the core is designed with aluminium to draw heat away from the LED light source, allowing the bulb to run at the optimum temperature. Accessory fittings are made of brushed brass or painted steel.	CANOPY Yes, steel, black powder coating / brushed brass. Ø: 12 cm / 5,27 " H: 2,5 cm / 0,98 "	PACKAGING MEASUREMENTS (H × W × D) 26,5 cm × 136,5 cm × 43,8 cm / 10,4" × 53,7" × 17,2"
MATERIALS Powder coated steel, opal glass (matte or shiny), LED COB.		MATERIALS & MAINTENANCE Please see page 680 for materials, care and maintenance instructions.





BANK PENDANT
Designed by *Norm Architects*

[BACK TO START](#)

Mouth-blown opal or smoke glass pendant with black anodised aluminium fittings.



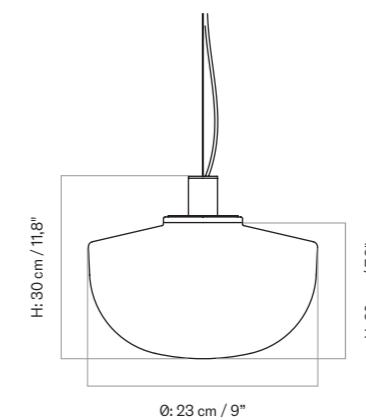
OPAL
1860629

STOCK OPTIONS

SKU	VARIANT
1860629	BANK PENDANT, OPAL GLASS

TECHNICAL SPECIFICATIONS

<p>PRODUCT TYPE Pendant</p>	<p>WEIGHT 4,9 – 5,5 kg / 10,8 - 12,1 lb Weight may vary due to mouth-blown glass.</p>	<p>CORD MATERIAL AND COLOUR Textile / PVC, black with stainless steel wire.</p>
<p>COLLI 2</p>	<p>VOLTAGE CE: 220-230 V US: 110-130 V</p>	<p>CORD LENGTH 400 cm / 157,5"</p>
<p>ENVIRONMENT Indoor</p>	<p>LIGHT SOURCE E27 (CE) - 1 pc E26 (US) - 1 pc Max 60 Watt</p>	<p>CLASSIFICATION IP20, Class II</p>
<p>DIMENSIONS H: 30 cm / 11,8" Ø: 35 cm / 13,8"</p>	<p>LIGHT SPECIFICATIONS Bulb not included.</p>	<p>CERTIFICATIONS CE and ETL certified, tests can be obtained upon request.</p>
<p>COLOURS Black (RAL 9005) / Opal</p>	<p>DIMMER No. The lamp can be connected to a dimmer system.</p>	<p>PACKAGING TYPE Gift box</p>
<p>PRODUCTION PROCESS Both arm and connector are made from aluminium. The shade is made from mouth-blown glass.</p>	<p>CANOPY Yes, ABS, black Ø: 11,5 cm / 4,5" H: 3,8 cm / 1,5"</p>	<p>PACKAGING MEASUREMENTS (H × W × D) 40,5 cm × 40 cm × 41,5 cm / 15,9" × 15,7" × 15,9"</p>
<p>MATERIALS Anodized aluminium and glass.</p>		<p>MATERIALS & MAINTENANCE Please see page 680 for materials, care and maintenance instructions.</p>





CAST PENDANT
Designed by *Tom Chung & Jordan Murphy*

[BACK TO START](#)

Black painted aluminium pendant with flexible PVC cord.



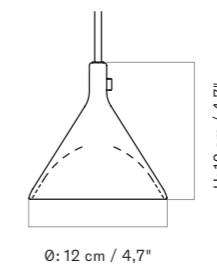
BLACK
1211539

STOCK OPTIONS

SKU	VARIANT
1211539	CAST PENDANT, BLACK

TECHNICAL SPECIFICATIONS

PRODUCT TYPE Pendant	WEIGHT 0,7 kg / 1,5 lb	CANOPY Yes, ABS, black Ø: 11,5 cm / 4,5" H: 3,8 cm / 1,5"
COLLI 4	VOLTAGE CE: 220-230 V US: 110-130 V	CORD MATERIAL AND COLOUR Soft PVC, black.
ENVIRONMENT Indoor	LIGHT SOURCE G9 - 1 PC MAX 25 WATT	CORD LENGTH 400 cm / 157.5"
DIMENSIONS H: 12 cm / 4,7" Ø: 12 cm / 4,7"	LIGHT SPECIFICATION Bulb included. 2,5 W 220 lm 2800 K Ra > 80 Energy class: G	CLASSIFICATION IP20, Class II
COLOUR Black (RAL 9005)	DIMMER No. The lamp can be fitted with a dimmer by a certified electrician.	CERTIFICATIONS CE and ETL certified, tests can be obtained upon request.
PRODUCTION PROCESS Sand-cast aluminium with painted finish and die-cast aluminium reflector inside the shade.		PACKAGING TYPE Gift box
MATERIALS Cast aluminium (rough surface), aluminium (reflector) and brushed brass.		PACKAGING MEASUREMENTS (H × W × D) 16,5 cm × 14,5 cm × 14,5 cm / 6,5" × 5,7" × 5,7"
		MATERIALS & MAINTENANCE Please see page 680 for materials, care and maintenance instructions.





CIRCULAR PENDANT
Designed by *Studio WM*

[BACK TO START](#)

Anodised or powder coated aluminium lamp with brushed bronze or black finish, textile cord and mobile app technology that controls both light temperature and level, as well as group control for multiple lamps.



BLACK
1680539



BRUSHED BRONZE
1680869

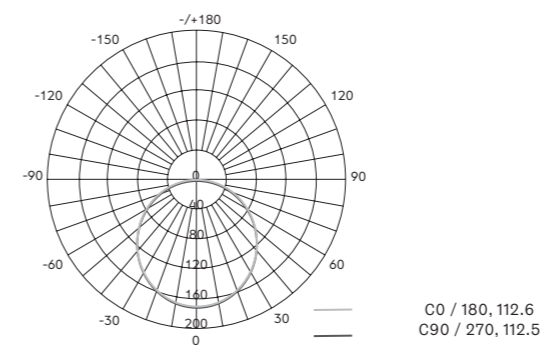
STOCK OPTIONS

SKU	VARIANT
1680539	CIRCULAR PENDANT, BLACK
1680869	CIRCULAR PENDANT, BRUSHED BRONZE

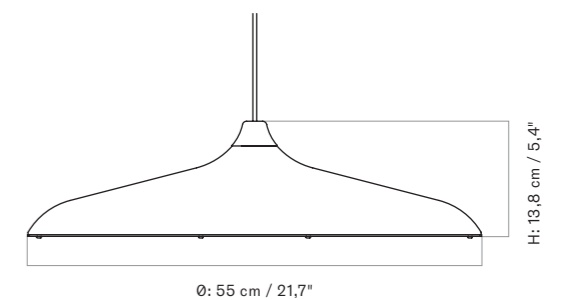
TECHNICAL SPECIFICATIONS

PRODUCT TYPE Pendant	WEIGHT 3,5 kg / 7,7 lb	CORD MATERIAL AND COLOUR Textile, black.
COLLI 2	VOLTAGE CE: 220-230 V US: 110-130 V	CORD LENGTH 500 cm / 197"
ENVIRONMENT Indoor	LIGHT SOURCE Built-in LED	CLASSIFICATION IP20, Class II
DIMENSIONS H: 13,8 cm / 5,4" Ø: 55 cm / 21,7"	LIGHT SPECIFICATION 2,5 W 800 lm 2700-4000K (default 2700K) Ra > 90 Energy class: G	CERTIFICATIONS CE certified, tests can be obtained upon request.
COLOURS Black (RAL 9005) Brushed bronze	DIMMER Yes, with Audo Lighting App (iOS and Android).	PACKAGING TYPE Gift box
PRODUCTION PROCESS Spun aluminium	CANOPY Yes, ABS, black Ø: 11,5 cm / 4,5" H: 3,8 cm / 1,5"	PACKAGING MEASUREMENTS (H × W × D) 20 cm × 62,7 cm × 62,7 cm / 7,9" × 24,7" × 24,7"
MATERIALS Powder coated or anodized aluminium, LED, PCB, PC.		MATERIALS & MAINTENANCE Please see page 680 for materials, care and maintenance instructions.

LUMINOUS INTENSITY DISTRIBUTION (UNIT: CD)



TECHNICAL DRAWING





DANCING PENDANT
Designed by *Iskos-Berlin*

[BACK TO START](#)

Large pleated pendant with a recycled polyester felt shade and textile cord.



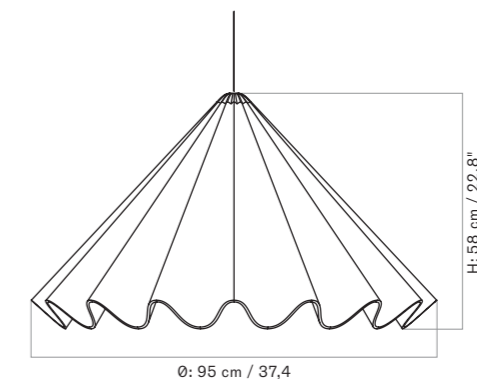
OFF WHITE
1600659

STOCK OPTIONS

SKU	VARIANT
1600659	DANCING PENDANT, OFF WHITE

TECHNICAL SPECIFICATIONS

PRODUCT TYPE Pendant	VOLTAGE CE: 220-230 V US: 110-130 V	CORD LENGTH 300 cm / 118,1"
COLLI 1	LIGHT SOURCE & ENERGY EFFICIENCY CLASS E27 (CE) - 1 pc E26 (US) - 1 pc Max 60 Watt	CLASSIFICATION IP20, Class II
ENVIRONMENT Indoor	LIGHT SPECIFICATION Bulbs not included.	CERTIFICATIONS CE certified, tests can be obtained upon request.
DIMENSIONS H: 58 cm / 22,8" Ø: 95 cm / 37,4"	DIMMER No. The lamp can be connected to a dimmer system.	PACKAGING TYPE Brown box
COLOUR Off white	CANOPY Yes (Cone Shape), ABS, white Ø: 9 cm / 3,5" H: 9 cm / 3,5"	PACKAGING MEASUREMENTS (H × W × D) 100 cm × 95 cm × 59 cm / 39,4" × 37,4" × 23,2"
PRODUCTION PROCESS Pressed PET felt is made from high quality felt fibres which are mechanically pressed together in a wooden mould using heat and moisture.	CORD MATERIAL AND COLOUR Textile, white.	MATERIALS & MAINTENANCE Please see page 680 for materials, care and maintenance instructions.
MATERIALS Felt		
WEIGHT 2,6 kg / 5,7 lb		





RESONANT PENDANT

Designed by *Alf Svensson* and *Yngvar Sandström*

Resonant is a mid-century brass pendant lamp designed in the 1950s by Alf Svensson and Yngvar Sandström. A simple yet striking statement piece and an icon of Nordic lighting design, its curved, polished brass shade emits glare-free light downwards to create ambience in any setting.



BRASS
1390829

STOCK OPTIONS

SKU	VARIANT
1390829	RESONANT PENDANT, BRASS

TECHNICAL SPECIFICATIONS

PRODUCT TYPE
Pendant

COLLI
1

ENVIRONMENT
Indoor

DIMENSIONS
H: 27 cm / 10,6"
Ø: 53 cm / 20,8"

COLOUR
Polished brass

PRODUCTION PROCESS
Spun brass shade and milled brass details.

MATERIALS
Brass, steel

WEIGHT
3,3 kg / 6,6 lb

VOLTAGE
CE: 220-240 V
US: 110-130 V

LIGHT SOURCE & ENERGY EFFICIENCY CLASS
E27 (CE) - 1 pc
E26 (US) - 1 pc

Max 60 Watt

LIGHT SPECIFICATION
Bulbs not included.

DIMMER
No. The lamp can be connected to a dimmer system.

CANOPY
Yes, Brass, steel
Ø: 11,5 cm / 4,5"

CORD MATERIAL AND COLOUR
Flexible PVC cable, black, plug, black.

CORD LENGTH
400 cm / 158,5"

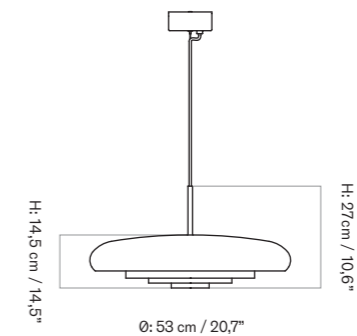
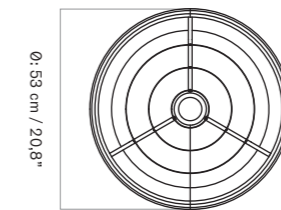
CLASSIFICATION
IP20, Class II

CERTIFICATIONS
CE certified, tests can be obtained upon request.

PACKAGING TYPE
Brown box

PACKAGING MEASUREMENTS
(H × W × D)
31,5 cm × 60 cm × 60 cm /
124" × 23,6" × 23,6"

MATERIALS & MAINTENANCE
Please see page 680 for materials, care and maintenance instructions.





COLLECTOR CHANDELIER 3

Designed by *Alf Svensson*

[BACK TO START](#)

The Collector, Chandelier 3 is part of a collection of lights designed in the 1950s by Alf Svensson. Set on a solid brass pipe ring, six perforated metal shades emit light both upwards and downwards to illuminate spaces with its timeless aesthetic.

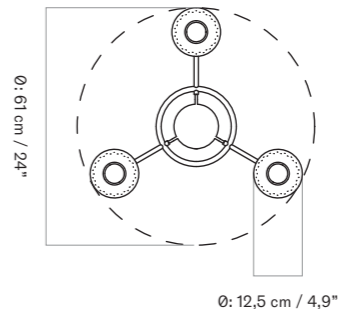
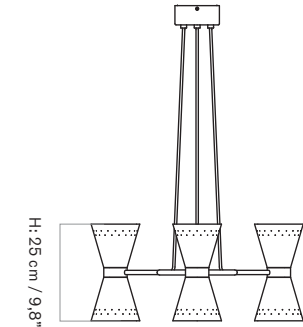


CRÈME
1394649

STOCK OPTIONS

SKU	VARIANT
1394649	COLLECTOR CHANDELIER 3, CRÈME

TECHNICAL SPECIFICATIONS

PRODUCT TYPE Chandelier	LIGHT SOURCE & ENERGY EFFICIENCY CLASS GU10 (CE) - 6 pcs GU10 (US) - 6 pcs	CORD MATERIAL AND COLOUR Flexible PVC cable, black, plug, black.
COLLI 1	Max 35 Watt	CORD LENGTH 400 cm / 158,5"
ENVIRONMENT Indoor	LIGHT SPECIFICATION Bulbs not included.	CLASSIFICATION IP20, Class II
DIMENSIONS H: 25 cm / 9,8" Ø: 61 cm / 24"	DIMMER No. The lamp can be connected to a dimmer system.	CERTIFICATIONS CE certified, tests can be obtained upon request.
COLOUR Polished brass, crème	CANOPY Yes, Brass, steel Ø: 11,5 cm / 4,5"	PACKAGING TYPE Brown box
PRODUCTION PROCESS Spun aluminium shade with milled brass details.		PACKAGING MEASUREMENTS (H × W × D) 32,5 cm × 60 cm × 66 cm / 12,8" × 23,6" × 25,9"
MATERIALS Brass, steel, aluminium		MATERIALS & MAINTENANCE Please see page 680 for materials, care and maintenance instructions.
WEIGHT 2,2 kg / 4,8 lb		
VOLTAGE CE: 220-240 V US: 110-130 V		



COLLECTOR CHANDELIER 5
Designed by *Alf Svensson*

[BACK TO START](#)

Part of a collection of lights designed in the 1950s by Alf Svensson, the Collector, Chandelier 5 is striking in its mid-century aesthetic. A polished brass ring holds ten perforated metal shades to project the light both upwards and downwards.



CRÈME
1393649

STOCK OPTIONS

SKU	VARIANT
1393649	COLLECTOR CHANDELIER 5, CRÈME

TECHNICAL SPECIFICATIONS

PRODUCT TYPE
Chandelier

COLLI
1

ENVIRONMENT
Indoor

DIMENSIONS
H: 26 cm / 10,2"
Ø: 66,5 cm / 26,1"

COLOUR
Polished brass, crème

PRODUCTION PROCESS
Spun aluminium shade with milled brass details.

MATERIALS
Brass, steel, aluminium

WEIGHT
3,5 kg / 7,7 lb

VOLTAGE
CE: 220-240 V
US: 110-130 V

LIGHT SOURCE &
ENERGY EFFICIENCY CLASS
GU10 (CE) - 10 pcs
GU10 (US) - 10 pcs

Max 35 Watt

LIGHT SPECIFICATION
Bulbs not included.

DIMMER
No. The lamp can be connected to a dimmer system.

CANOPY
Yes, Brass, steel
Ø: 11,5 cm / 4,5"

CORD MATERIAL AND COLOUR
Flexible PVC cable, black, plug, black.

CORD LENGTH
400 cm / 158,5"

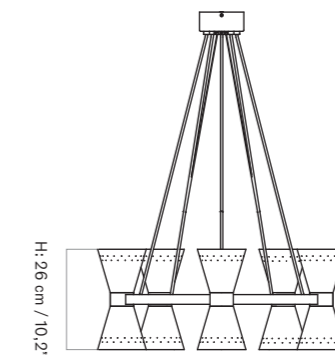
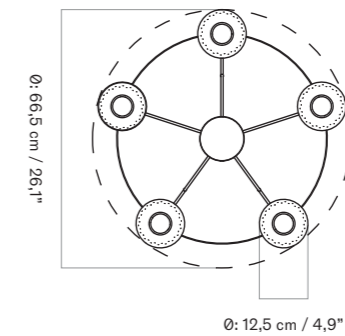
CLASSIFICATION
IP20, Class II

CERTIFICATIONS
CE certified, tests can be obtained upon request.

PACKAGING TYPE
Brown box

PACKAGING MEASUREMENTS
(H x W x D)
35 cm x 72 cm x 76 cm / 13,8" x 28,3" x 30"

MATERIALS & MAINTENANCE
Please see page 680 for materials, care and maintenance instructions.




 Torso Table Lamp, 37 →

 Torso Table Lamp, 57 →

 Reverse Table Lamp →

 Hashira Table Lamp →

 JWDA Table Lamp →

 JWDA Table Lamp, Marble →

 Peek Table Lamp →

 Wing Table Lamp →

 Klampenborg Table Lamp →



TORSO TABLE LAMP, 37

Designed by *Krøyer-Sætter-Lassen*

The contrasts between unglazed, raw ceramics and airy linen come into play on the Torso Table Lamp, designed by Krøyer-Sætter-Lassen for Audo. Gently rounded for a soft expression, the understated sculptural base has a timeless feel that will feel instantly at home in any setting. The tactile shade diffuses the light to create instant ambience, and the brass touch dimmer allows for a personal setting.



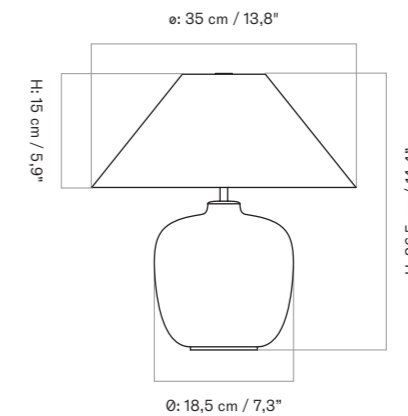
SAND / OFF WHITE
1283659

STOCK OPTIONS

SKU	VARIANT
1283659	TORSO TABLE LAMP, 37, SAND / OFF WHITE

TECHNICAL SPECIFICATIONS

PRODUCT TYPE Table lamp	VOLTAGE CE: 220-230 V US: 110-130 V	DIMMER Yes (3 step). Touch dimmer on top of shade
COLLI 1	LIGHT SOURCE E14 (CE) - 1 pc E12 (US) - 1 pc	CANOPY No
ENVIRONMENT a	Energy level: F Max 4 Watt	CORD MATERIAL AND COLOUR Flexible PVC cable, black, plug, black.
DIMENSIONS H: 36,5 cm / 14,4" Ø: 35 cm / 13,8"	LIGHT SPECIFICATION Bulb included.	CORD LENGTH 200 cm / 78,7"
PRODUCTION PROCESS Moulded ceramic base, with a handmade linen shade, and milled solid brass details.	E14 (P45) 4 W, opal matt 400 lm 2700 K RA > 90 Energy level: F	CLASSIFICATION IP20, Class II
COLOUR <i>Lampshade</i> Off white <i>Base</i> Sand	E12 (P45) 4 W, opal matt 400 lm 2700 K RA > 90	CERTIFICATIONS CE and ETL certified, tests can be obtained upon request.
MATERIALS Ceramic, steel, solid brass, linen, PC and ABS.		PACKAGING TYPE Brown box 2 pcs
WEIGHT Lampshade: 0,2 kg / 0,44 lb Base: 1,44 kg / 3,17 lb		PACKAGING MEASUREMENTS (H × W × D) <i>Lampshade</i> 18 cm × 36 cm × 36 cm / 7,1" × 14,2" × 14,2" <i>Base</i> 35 cm × 25,4 cm × 25,4 cm / 13,8" × 10" × 10"





TORSO TABLE LAMP, 57

Designed by *Krøyer-Sætter-Lassen*

The contrasts between unglazed deep black glazed ceramics and airy linen come into play on the Torso Table Lamp, designed by Krøyer-Sætter-Lassen for Audo. Gently rounded for a soft expression, the understated sculptural base has a timeless feel that will feel instantly at home in any setting. The tactile shade diffuses the light to create instant ambience, and the brass touch dimmer allows for a personal setting.



BLACK / OFF WHITE
1284539

STOCK OPTIONS

SKU	VARIANT
1284539	TORSO TABLE LAMP, 57, BLACK / OFF WHITE

TECHNICAL SPECIFICATIONS

PRODUCT TYPE Table lamp	LIGHT SOURCE E27 (CE) - 1 pc E26 (US) - 1 pc	DIMMER Yes (3 step). Touch dimmer on top of shade
COLLI 1	Energy level: F Max 8 Watt	CANOPY No
ENVIRONMENT Indoor	LIGHT SPECIFICATION Bulb included.	CORD MATERIAL AND COLOUR Flexible PVC cable, black, plug, black.
DIMENSIONS H: 57 cm / 22,4" Ø: 35 cm / 13,8"	E27 (P60) 6 W, opal matt 500 lm 2700 K RA > 90 Energy level: F	CORD LENGTH 200 cm / 78,7"
PRODUCTION PROCESS Moulded ceramic base, with a handmade linen shade, and milled solid brass details.	E26 (P60) 6 W, opal matt 500 lm 2700 K RA > 90	CLASSIFICATION IP20, Class II
COLOUR <i>Lampshade</i> Off white <i>Base</i> Black		CERTIFICATIONS CE and ETL certified, tests can be obtained upon request.
MATERIALS Ceramic, steel, solid brass, linen, PC and ABS		PACKAGING TYPE Brown box
WEIGHT Lampshade: 0,3 kg / 0,66 lb Base: 3,4 kg / 7,5 lb		PACKAGING MEASUREMENTS (H × W × D) <i>Lampshade</i> 27 cm × 36 cm × 36 cm / 10,6" × 14,2" × 14,2" <i>Base</i> 48,4 cm × 23,2 cm × 23,2 cm / 19,1" × 9,1" × 9,1"
VOLTAGE CE: 220-230 V US: 110-130 V		MATERIALS & MAINTENANCE Please see page 680 for materials, care and maintenance instructions.



REVERSE TABLE LAMP

Designed by *Aleksandar Lazic*

Table lamp with conical travertine base and bronzed anodised aluminium shade. A dimmer switch fitted on top of the lamp controls the dim to warm LED light.

The Reverse Table Lamp is sold included five interchangeable plugs suitable for North America, Australia, China, Europe and the UK.



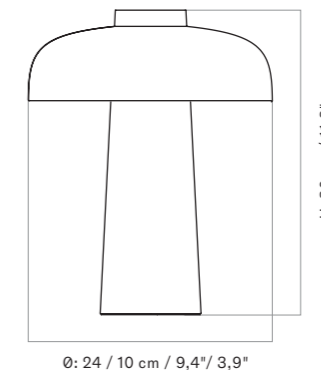
REVERSE TABLE LAMP, BRONZED BRASS
1410619Y

STOCK OPTIONS

SKU	VARIANT
1410619Y	REVERSE TABLE LAMP, TRAVERTINE, BRONZED BRASS

TECHNICAL SPECIFICATIONS

PRODUCT TYPE Table lamp	WEIGHT 3,64 kg / 5,7 lb	CORD MATERIAL AND COLOUR Flexible PVC cable, black, plug, black.
COLLI 2	VOLTAGE 110 - 240 V, adaptor input 24 V	CORD LENGTH 200 cm / 78,7"
ENVIRONMENT Indoor	LIGHT SOURCE Built-in LED	CLASSIFICATION IP20, Class II
DIMENSIONS H: 30 cm / 11,8" Ø: 24 / 10 cm / 9,4" / 3,9"	LIGHT SPECIFICATION 6 W 330 lm 2200 - 3000 K RA > 85 Energy class: G	CERTIFICATIONS CE and ETL certified, tests can be obtained upon request.
PRODUCTION PROCESS Spun aluminium shade with anodized colour, milled aluminium knob, and hand-cut and raw polished travertine base.	DIMMER Yes, on top of shade.	PACKAGING TYPE Gift box
COLOUR Beige and bronzed brass.	CANOPY N / A	PACKAGING MEASUREMENTS (H × W × D) 36,5 cm × 31 cm × 32,5 cm / 14,4" × 12,2" × 12,8"
MATERIALS Travertine, aluminium, PMMA, adaptor with CE, UL and GB plug.		MATERIALS & MAINTENANCE Please see page 680 for materials, care and maintenance instructions.





HASHIRA TABLE LAMP
Designed by *Norm Architects*

[BACK TO START](#)

Translucent, cylindrical fabric shade with metal frame, textile cord and dimmer switch.



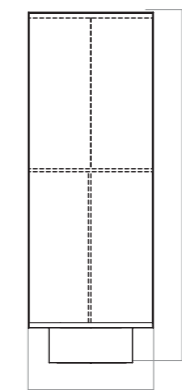
RAW
1500699

STOCK OPTIONS

SKU	VARIANT
1500699	HASHIRA TABLE LAMP, Ø18, RAW

TECHNICAL SPECIFICATIONS

PRODUCT TYPE Table lamp	WEIGHT 1,48 kg / 3,26 lb	CORD MATERIAL AND COLOUR Textile, black, plug, black.
COLLI 2	VOLTAGE CE: 220-230 V US: 110-130 V	CORD LENGTH 200 cm / 78,7"
ENVIRONMENT Indoor	LIGHT SOURCE & ENERGY EFFICIENCY CLASS E27 (CE) - 1 pc E26 (US) - 1 pc Max 40 Watt	CLASSIFICATION IP20, Class II
DIMENSIONS H: 49,5 cm / 19,5" Ø: 18 cm / 7,1"	LIGHT SPECIFICATION Bulbs not included.	CERTIFICATIONS CE and ETL certified, tests can be obtained upon request.
PRODUCTION PROCESS Welded steel frame with a hand-made shade and sandblasted wood base.	DIMMER Yes, on cord.	PACKAGING TYPE Gift box
COLOUR Raw, stained oak	CANOPY N / A	PACKAGING MEASUREMENTS (H × W × D) 53,5 cm × 24 cm × 24 cm / 21,1" × 9,4" × 9,4"
MATERIALS Steel, linen, PS plastic, ash. Thickness of line may vary giving a slightly different light.		MATERIALS & MAINTENANCE Please see page 680 for materials, care and maintenance instructions.



Ø: 18 cm / 7,1"



JWDA TABLE LAMP Designed by *Jonas Wagell*

Originally inspired by more archaic oil lamps of the past, the JWDA's form has been simplified into an organic shape that beautifully blends contrasting elements, whereby the raw and delicate harmoniously meet in one. Casting a muted, soft glow, JWDA comes supplied with a G9 frosted bulb, which can be easily adjusted by hand. Its simple silhouette and timeless quality will add a touch of sophistication to the interior, but its functionality and ease of use will ensure that JWDA will become an important part of people's daily lives and do more than just look good.



BRONZED BRASS
1800859



POLISHED BRASS
1800839



BLACK STEEL
1810539



CONCRETE
1800129



ALABASTER WHITE, STEEL
1800360



AMMONITE GREY, STEEL
1800089

PRODUCT TYPE
Table lamp

COLLI
2

ENVIRONMENT
Indoor

DIMENSIONS
H: 29 cm / 11,4"
Ø: 17 cm / 6,7"

COLOURS
Bronzed brass, shiny opal
Mirror polished brass, shiny opal
Black (RAL 9005), matte opal
Light grey concrete / brass, shiny opal
Alabaster white (Pantone 7527), matte opal
Ammonite grey (Pantone 415), shiny opal

PRODUCTION PROCESS
Base in polished brass, brushed metal or concrete. The brass version is mirror polished but untreated so the metal will patinate over time. The glass shade is made from mouth-blown opal glass. The dimmer switch is made from bronzed or polished brass or oxidised steel.

MATERIALS
Powder coated steel, brass, concrete, opal glass, textile cord

TECHNICAL SPECIFICATIONS

WEIGHT
1,35 kg / 3,0 lb

VOLTAGE
CE: 220-240 V
US: 110-130 V

LIGHT SOURCE &
ENERGY EFFICIENCY CLASS
G9 - 1 pc
Max 40 Watt

LIGHT SPECIFICATION
Bulb Included

CE
3,5 W
210 lm
2700 K
Ra > 80
Energy class: G

US
3,5 W
450 lm
2700 K
Ra > 80

DIMMER
Yes, dimmer knob

CANOPY
N / A

CORD MATERIAL AND COLOUR
Flexible PVC cable, black, plug, black.

CORD LENGTH
200 CM / 78,7"

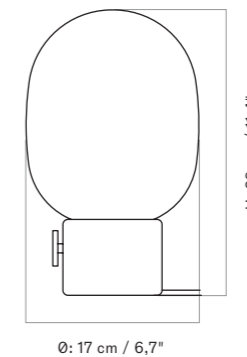
CLASSIFICATION
IP20, Class II

CERTIFICATIONS
CE and ETL certified, tests can be obtained upon request.

PACKAGING TYPE
Brown gift box

PACKAGING MEASUREMENTS (H x W x D)
32 cm x 19 cm x 19 cm /
12,6" x 7,5" x 7,5"

MATERIALS & MAINTENANCE
Please see page 680 for materials, care and maintenance instructions.





JWDA TABLE LAMP
Designed by *Jonas Wagell*

[BACK TO START](#)

STOCK OPTIONS

SKU	VARIANT
1800859	JWDA TABLE LAMP, METALLIC, BRONZED BRASS
1800839	JWDA TABLE LAMP, METALLIC, MIRROR POLISHED BRASS
1810539	JWDA TABLE LAMP, METALLIC, BLACK STEEL
1800129	JWDA TABLE LAMP, CONCRETE, LIGHT GREY / BRASS
1800360	JWDA TABLE LAMP, ALABASTER WHITE, STEEL
1800089	WDA TABLE LAMP, AMMONITE GREY, STEEL



JWDA TABLE LAMP, material *bronzed brass*, designer *Jonas Wagell*
ANDROGYNE DINING TABLE, size Ø150, material *dark stained oak / Kunis Breccia stone*, designer *Danielle Siggerud*
AFTERROOM PLYWOOD DINING CHAIR, material *natural oak*, designer *Afteroom Studio*



JWDA TABLE LAMP, MARBLE
Designed by *Jonas Wagell*

[BACK TO START](#)

Originally inspired by more archaic oil lamps of the past, the JWDA's form has been simplified into an organic shape that beautifully blends contrasting elements, whereby the raw and delicate harmoniously meet in one. Casting a muted, soft glow, JWDA comes supplied with a G9 frosted bulb, which can be easily adjusted by hand. Its simple silhouette and timeless quality will add a touch of sophistication to the interior, but its functionality and ease of use will ensure that JWDA will become an important part of people's daily lives and do more than just look good.



CARRARA MARBLE
1830639



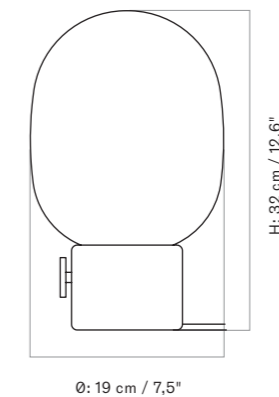
CALACATTA VIOLA MARBLE
1830319

STOCK OPTIONS

SKU	VARIANT
1830639	JWDA TABLE LAMP, CARRARA MARBLE
1830319	JWDA TABLE LAMP, CALACATTA VIOLA MARBLE

TECHNICAL SPECIFICATIONS

PRODUCT TYPE Table lamp	LIGHT SOURCE & ENERGY EFFICIENCY CLASS G9 - 1 pc Max 40 Watt	CANOPY N / A
COLLI 2	LIGHT SPECIFICATION Bulb is included.	CORD MATERIAL AND COLOUR Textile, white, plug, white.
ENVIRONMENT Indoor	CE 3,5 W 210 lm 2700 K Ra > 80 Energy class: G	CORD LENGTH 200 CM / 78,7"
DIMENSIONS H: 32 cm / 12,6" Ø: 19 cm / 7,5"	US 3,5 W 450 lm 2700 K Ra > 80	CLASSIFICATION IP20, Class II
COLOUR White or grey marble, matte opal.	DIMMER Yes, dimmer knob	CERTIFICATIONS CE and ETL certified, tests can be obtained upon request.
PRODUCTION PROCESS Base in honed marble. The shade is made from mouth-blown opal glass. The dimmer switch is made from bronzed brass.		PACKAGING TYPE Gift box
MATERIALS Polished Carrera or Calacatta Viola marble, glass, brass.		PACKAGING MEASUREMENTS (H × W × D) 37 cm × 20,5 cm × 20,5 cm / 14,5" × 8" × 8"
WEIGHT 2,1 kg / 5,0 lb		MATERIALS & MAINTENANCE Please see page 680 for materials, care and maintenance instructions.
VOLTAGE CE: 220-230 V US: 110-130 V		





PEEK LAMP

Designed by *Jonas Wagell*

Powder coated steel and aluminium lamp with angled shade and textile cord. Directional base and shade for angled lighting.



BLACK
1300539



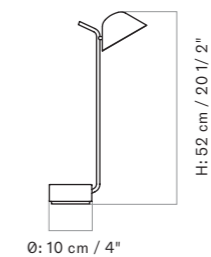
WHITE
1300639

STOCK OPTIONS

SKU	VARIANT
1300539	PEEK TABLE LAMP, BLACK
1300639	PEEK TABLE LAMP, WHITE

TECHNICAL SPECIFICATIONS

PRODUCT TYPE Table lamp	WEIGHT 2 kg / 4,4 lb	CORD TYPE Soft PVC cord, black plug for black, white plug for white.
COLLI 2	VOLTAGE CE: 220-230 V US: 110-130 V	CORD LENGHT 250 cm / 98,4"
ENVIRONMENT Indoor	LIGHT SOURCE Built-in LED	CLASSIFICATION IP20, Class II
DIMENSIONS H: 52 cm / 20,5" Ø: 10 cm / 4"	LIGHT SPECIFICATION 5 W 576 - 654 lm 2700 K Ra > 90 Energy class: G	CERTIFICATIONS CE and ETL certified, tests can be obtained upon request.
COLOURS Black (RAL 9005) White (RAL 9016)	DIMMER Touch dimmer on stem.	PACKAGING TYPE Gift box
PRODUCTION PROCESS Spun aluminium shade with lacquered finish. Diffuser made from moulded polycarbonate.	CANOPY N / A	PACKAGING MEASUREMENTS (H × W × D) 66 cm × 23 cm × 17,5 cm / 25,9" × 9" × 6,9"
MATERIALS Powder coated stainless steel, aluminium and PC, (fine texture, matte).		MATERIALS & MAINTENANCE Please see page 680 for materials, care and maintenance instructions.





WING TABLE LAMP

Designed by *Kenneth Bergenblad*

Designed in the 1980s by award-winning Swedish designer Kenneth Bergenblad, the Wing Table Lamp in polished aluminium takes its name from its horizontal shade that projects from both sides and rotates 360° to direct light where it is needed. A statement-making piece in any setting, its minimal silhouette complements every interior style.



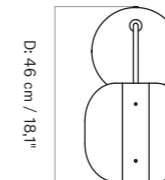
ALUMINUM
1391109

STOCK OPTIONS

SKU	VARIANT
1391109	WING TABLE LAMP

TECHNICAL SPECIFICATIONS

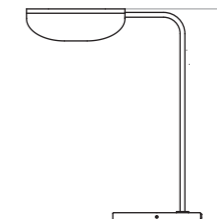
PRODUCT TYPE Table lamp	VOLTAGE CE: 220-240 V US: 110-130 V	CANOPY N / A
COLLI 1	LIGHT SOURCE & ENERGY EFFICIENCY CLASS E27 (CE) - 1 pc E26 (US) - 1 pc Max 60 Watt	CORD MATERIAL AND COLOUR Flexible PVC cable, black, plug, black.
ENVIRONMENT Indoor	LIGHT SPECIFICATION Bulb not included.	CORD LENGTH 200 cm / 78,7"
DIMENSIONS H: 56 cm / 22" D: 46 cm / 18,1" Ø: 23 cm / 9"	DIMMER N / A	CLASSIFICATION IP20, Class II
PRODUCTION PROCESS Bent aluminium shade, spun aluminum base and milled aluminum details.		CERTIFICATIONS CE and ETL certified, tests can be obtained upon request.
COLOUR Polished aluminium		PACKAGING TYPE Gift box
MATERIALS Aluminum, steel		PACKAGING MEASUREMENTS (H × W × D) 33 cm × 58 cm × 64 cm / 13" × 22,8" × 37"
WEIGHT 5,4 kg / 11,9 lb		MATERIALS & MAINTENANCE Please see page 680 for materials, care and maintenance instructions.



W: 27 cm / 10,6"



Ø: 23 cm / 9"



H: 56 cm / 22"



KLAMPENBORG TABLE LAMP
Designed by *Mogens Lassen*

[BACK TO START](#)

A small and unassuming sketch with a timeless design that speaks to any age and period – such a creature is the new Klampenborg Table Lamp. The lamp has not previously been in production but remained simply a line on a yellowed sheet of paper in the Lassen brothers' achieve at the Danish National Art Library in Copenhagen.



BLACK POWDER COATING
BL65100



PLATED BRUSHED BRASS
BL65101



POLISHED PLATED STEEL
BL65102

STOCK OPTIONS

SKU	VARIANT
BL65100	KLAMPENBORG TABLE LAMP, BLACK POWDER COATING
BL65101	KLAMPENBORG TABLE LAMP, BRUSHED BRASS
BL65102	KLAMPENBORG TABLE LAMP, POLISHED STEEL

TECHNICAL SPECIFICATIONS

PRODUCT TYPE
Table lamp

COLLI
1

ENVIRONMENT
Indoor

DIMENSIONS
H: 42,3 cm / 16,7"
W: 26,5 cm / 10,4"

COLOUR
Black powder coating
Plated brushed brass
Plated polished steel

MATERIALS
Brass, steel, aluminium

WEIGHT
2,7 kg / 5,95 lb

VOLTAGE
CE: 220-240 V
US: 110-130 V

LIGHT SOURCE &
ENERGY EFFICIENCY CLASS
GU10 (CE) - 1 pc
GU10 (US) - 1 pc

Max 50 Watt

LIGHT SPECIFICATION
GU10 bulb included.

DIMMER
3 level dimmer incorporated in the design.

CANOPY
N / A

CORD MATERIAL AND COLOUR
Textile cable, black plug. Black cable on black and steel, and brown cable on brass version.

CORD LENGTH
250 cm / 98,4"

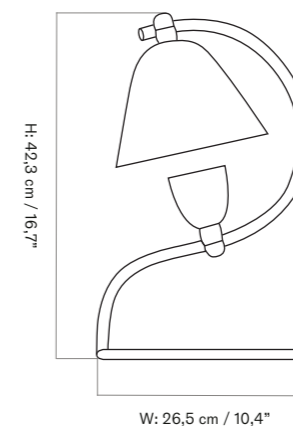
CLASSIFICATION
IP20, Class II

CERTIFICATIONS
CE and ETL certified, tests can be obtained upon request.

PACKAGING TYPE
Brown box


PACKAGING MEASUREMENTS
(H X W X D)
33 cm x 33 cm x 64,5 cm /
12,9" x 12,9" x 25,3"

MATERIALS & MAINTENANCE
Please see page 680 for materials, care and maintenance instructions.



 Carrie Table Lamp, Leather →

 Carrie Table Lamp →

 Carrie Table Lamp, Portable →

 Column Table Lamp, Portable →

 Hashira Table Lamp, Portable →

 JWDA Table Lamp, Portable →

 Torso Table Lamp, Portable →

 Phare Table Lamp →

 Ray Table Lamp, Portable →



CARRIE TABLE LAMP, LEATHER
Designed by *Norm Architects*

[BACK TO START](#)

Bound with soft yet durable leather on its browned metal handle, the portable Carrie LED Lamp holds a warm orb of light in its basket-like base. Providing up to ten hours of light when fully charged, the lamp moves effortlessly from the table to the terrasse or a bookcase to a desk, illuminating the dark with its sophisticated glow. The cordless design charges via a concealed magnetic connector and USB cable. The cable charges with a standard USB charger plug. Comes without charger plug. To preserve battery life, switch the lamp off when charging and do not leave plugged in while in use.



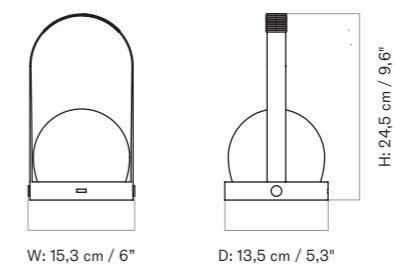
BRONZED BRASS
4864859Y

STOCK OPTIONS

SKU	VARIANT
4864859Y	CARRIE TABLE LAMP, BRONZED BRASS / LEATHER

TECHNICAL SPECIFICATIONS

PRODUCT TYPE Table lamp	WEIGHT 0,62 kg / 1,37 lb	CANOPY N / A
COLLI 2	VOLTAGE CE: 220-230 V US: 110-130 V	CORD MATERIAL AND COLOUR USB cord with magnetic connector. Comes without charger plug.
ENVIRONMENT Indoor / Outdoor (dry conditions only)	LIGHT SOURCE BUILT-IN LED	CORD LENGTH 70 cm / 27,6"
DIMENSIONS H: 24,5 cm / 9,6" D: 13,5 cm / 5,3" W: 15,3 cm / 6"	LIGHT SPECIFICATION 2 W 155 lm 2700 K Ra > 80 Energy class: G	CLASSIFICATION IP20, Class III
COLOUR Bronzed brass	BATTERY 3.7 V 5000 MAH Charging time: approx. 7 h Discharging, 100%: approx. 11 h Discharging, 50%: approx. 16 h Discharging, 25%: approx. 45 h	CERTIFICATIONS CE and ETL certified, tests can be obtained upon request.
PRODUCTION PROCESS Mouth-blown opal glass shade with an acid finish. The base and handle is made from powder coated or plated steel or anodized aluminium. Hand milled screws.	DIMMER Yes (3 step). Dimmer knob on base.	PACKAGING TYPE Gift box
MATERIALS Bronzed aluminium, glass, ABS, PC, brass and leather		PACKAGING MEASUREMENTS (H × W × D) 29 cm × 16 cm × 16 cm / 11,4" × 6,3" × 6,3"
		MATERIALS & MAINTENANCE Please see page 680 for materials, care and maintenance instructions.





CARRIE TABLE LAMP

Designed by *Norm Architects*

Portable, lightweight and cordless lamp with a USB charger, opal glass shade and powder coated steel or brushed brass frame. To preserve battery life, switch the lamp off when charging and do not leave plugged in while in use.



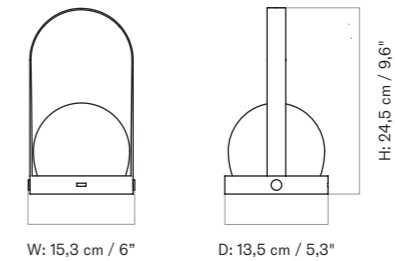
BRUSHED BRASS
4863839

STOCK OPTIONS

SKU	VARIANT
4863839	CARRIE TABLE LAMP, BRUSHED BRASS

TECHNICAL SPECIFICATIONS

PRODUCT TYPE Table lamp	WEIGHT 1 kg / 2,2 lb	CANOPY N / A
COLLI 2	VOLTAGE CE: 220-230 V US: 110-130 V	CORD MATERIAL AND COLOUR PVC, black (charging cord), plug, black.
ENVIRONMENT Indoor / Outdoor	LIGHT SOURCE Built-in LED	CORD LENGTH 70 cm / 27,6"
DIMENSIONS H: 24,5 cm / 9,6" D: 13,5 cm / 5,3" W: 15,3 cm / 6"	LIGHT SPECIFICATION 2 W 155 lm 2700 K Ra > 80 Energy class: G	CLASSIFICATION IP20, Class III
COLOUR Brushed brass	BATTERY 3.7 V 5000 MAH Charging time: approx. 7 h Discharging, 100%: approx. 11 h Discharging, 50%: approx. 16 h Discharging, 25%: approx. 45 h	CERTIFICATIONS CE and ETL certified, tests can be obtained upon request.
PRODUCTION PROCESS Mouth-blown opal glass shade with an acid finish. The base and handle is made from brushed brass.	DIMMER Yes (3 step). Dimmer knob on base.	PACKAGING TYPE Gift box
MATERIALS Brass and glass		PACKAGING MEASUREMENTS (H x W x D) 29 cm x 16 cm x 16 cm / 11,4" x 6,3" x 6,3"
		MATERIALS & MAINTENANCE Please see page 680 for materials, care and maintenance instructions.





CARRIE TABLE LAMP, PORTABLE
Designed by *Norm Architects*

[BACK TO START](#)

A minimalist innovation for freedom and flexibility, Carrie Table Lamp, Portable with a metal or plastic base and glass shade is unique for its multiple uses and mutability. Useful almost anywhere – even on the go – the cordless design comes with a concealed magnetic connector at its base for easy charging. The plastic base version is approved for outdoor use. It features a USB charger at the base, for standard sockets as well as Audo's Charging Board, which reanimates multiple devices in a single sitting. To preserve battery life, switch the lamp off when charging and do not leave plugged in while in use.



BLACK
4864539



BURNED RED
4864349



OLIVE
4864429



WHITE
4864639

STOCK OPTIONS

SKU	VARIANT
4864539	CARRIE TABLE LAMP, PORTABLE, BLACK
4864349	CARRIE TABLE LAMP, PORTABLE, BURNED RED
4864429	CARRIE TABLE LAMP, PORTABLE, OLIVE
4864639	CARRIE TABLE LAMP, PORTABLE, WHITE

TECHNICAL SPECIFICATIONS

PRODUCT TYPE
Table lamp

COLLI
2

ENVIRONMENT
Indoor / Outdoor

DIMENSIONS
H: 24,5 cm / 9,6"
D: 13,5 cm / 5,3"
W: 15,3 cm / 6"

COLOURS
Black (RAL 9005)
Burned red (RAL 8015)
Olive (NCS S8005-G80Y)
White (RAL 9016)

PRODUCTION PROCESS
Injection moulded plastic, stamped steel, and milled brass with a mouth blown glass shade.

MATERIALS
Steel, brass, glass, ABS

WEIGHT
1 kg / 2,2 lb

VOLTAGE
CE: 220-230 V (Plug: 5 V)
US: 110-130 V (Plug: 5 V)

LIGHT SOURCE
Built-in LED

LIGHT SPECIFICATION
2,5 W
250 lm
2700 K
RA > 80
Energy class: F

BATTERY
3.7 V 5000 mAh
Charging time: approx. 7 h
Discharging, 100%: approx. 11 h
Discharging, 50%: approx. 16 h
Discharging, 25%: approx. 45 h

DIMMER
Yes (3 step). Dimmer knob on base.

CANOPY
N / A

CORD MATERIAL AND COLOUR
PVC, black (magnetic charging cord), plug, black.

CORD LENGTH
80 cm / 31,5"

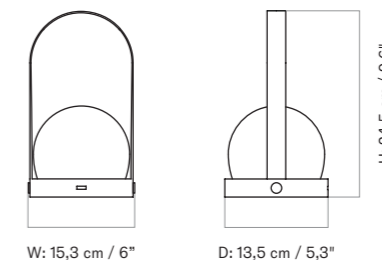
CLASSIFICATION
IP44, Class III

CERTIFICATIONS
CE and ETL certified, tests can be obtained upon request.

PACKAGING TYPE
Brown gift box

PACKAGING MEASUREMENTS
(H × W × D)
29 cm × 16 cm × 16 cm /
11,4" × 6,3" × 6,3"

MATERIALS & MAINTENANCE
Please see page 680 for materials, care and maintenance instructions.





COLUMN TABLE LAMP, PORTABLE
Designed by *Norm Architects*

[BACK TO START](#)

Powered by battery for the ultimate in freedom and flexibility, the striking mushroom shape of the Column Table Lamp, Portable illuminates spaces indoors and out with its inviting glow, adjustable to three settings. The cordless design charges via a concealed magnetic connector and USB cable. The cable charges with a standard USB charger plug. Comes without charger plug. To preserve battery life, switch the lamp off when charging and do not leave plugged in while in use.



BRONZE
1881869Y



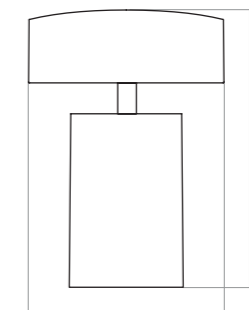
ALUMINIUM
1881039Y

STOCK OPTIONS

SKU	VARIANT
1881869Y	COLUMN TABLE LAMP, PORTABLE, BRONZE
1881039Y	COLUMN TABLE LAMP, PORTABLE, ALUMINIUM

TECHNICAL SPECIFICATIONS

PRODUCT TYPE Table lamp	LIGHT SOURCE G4 - 1pc Max 1,5 Watt	CANOPY N / A
COLLI 2	LIGHT SPECIFICATION Bulb is included	CORD MATERIAL AND COLOUR USB cord with magnetic connector. Comes without charger plug.
ENVIRONMENT Indoor	1,5 W 150 lm 2700 K RA > 80 Energy class: F	CORD LENGTH 80 cm / 31,5"
DIMENSIONS H: 17,5 cm / 6,9" Ø: 12 cm / 4,7"	BATTERY 3.7 V 3000 mAh Charging time: approx. 6,5 h Discharging, 100%: approx. 7 h Discharging, 50%: approx. 13 h Discharging, 25%: approx. 18 h	CLASSIFICATION IP44, Class III
COLOUR Bronzed brass Brushed aluminium	DIMMER Yes, 3 step dimmer. Dimmer knob on bottom of base.	CERTIFICATIONS CE and ETL certified, tests can be obtained upon request.
PRODUCTION PROCESS Deep drawn aluminium.		PACKAGING TYPE Brown gift box
MATERIALS Anodized aluminium, LED, ABS		PACKAGING MEASUREMENTS (H × W × D) 23,5 cm × 17,5 cm × 17,5 cm / 10" × 6,9" × 6,9"
WEIGHT 0,6 kg / 1,3 lb		MATERIALS & MAINTENANCE Please see page 680 for materials, care and maintenance instructions.
VOLTAGE CE: 220-230 V (Plug: 5 V) US: 110-130 V (Plug: 5 V)		



Ø: 12 cm / 4,7"



HASHIRA TABLE LAMP, PORTABLE
Designed by *Norm Architects*

[BACK TO START](#)

The small-scale Hashira Table Lamp, Portable is fitted with a dimmable LED that lets you adjust the light to three ambient settings. An elegant and lasting alternative to candlelight, it creates a warm atmosphere wherever it is placed, gently diffusing the light through its tactile fabric shade. The cordless design charges via a concealed magnetic connector and USB cable. The cable charges with a standard USB charger plug. Comes without charger plug. To preserve battery life, switch the lamp off when charging and do not leave plugged in while in use.



RAW
1508699Y

STOCK OPTIONS

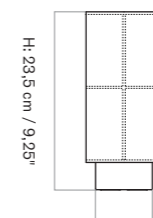
SKU	VARIANT
1508699Y	HASHIRA TABLE LAMP, PORTABLE, RAW

TECHNICAL SPECIFICATIONS

PRODUCT TYPE Table lamp	VOLTAGE CE: 220-230 V (Plug: 5 V) US: 110-130 V (Plug: 5 V)	CANOPY N / A
COLLI 2	LIGHT SOURCE Replaceable LED	CORD MATERIAL AND COLOUR USB cord with magnetic connector. Comes without charger plug.
ENVIRONMENT Indoor	LIGHT SPECIFICATION 2,5 W 150 lm 2700 K RA > 80 Energy class: G	CORD LENGTH 70 cm / 27,5"
DIMENSIONS H: 23,5 cm / 9,25" Ø: 10 cm / 3,93"	BATTERY 3.7 V 5000 mAh Charging time: approx. 8 h Discharging, 100%: approx. 11 h Discharging, 50%: approx. 16,5 h Discharging, 25%: approx. 30 h	CLASSIFICATION IP20, Class III
PRODUCTION PROCESS Welded steel frame with a hand-made shade and sandblasted wood base.	DIMMER Yes (3 step).	CERTIFICATIONS CE and ETL certified, tests can be obtained upon request.
COLOUR Raw, stained oak	PACKAGING TYPE Gift box	PACKAGING MEASUREMENTS (H × W × D) 14,5 cm × 14,5 cm × h. 28,5 cm/ 5,7" × 5,7" × 11,2"
MATERIALS Steel, linen, PS plastic, ash. Thickness of linen may vary giving a slightly different light.	MATERIALS & MAINTENANCE Please see page 680 for materials, care and maintenance instructions.	
WEIGHT 0,42 kg / 0,92 lb		

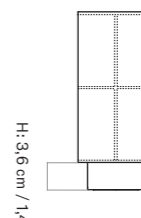


Ø: 10 cm / 3,93"



H: 23,5 cm / 9,25"

Ø: 7,5 cm / 2,95"



H: 3,6 cm / 1,4"



JWDA TABLE LAMP, PORTABLE
Designed by *Jonas Wagell*

[BACK TO START](#)

The JWDA Table Lamp, Portable has the freedom and flexibility to move anywhere you want. The small-scale design in glass and metal is fitted with a concealed magnetic connector and cable. The JWDA Table Lamp, Portable provides 10 hours of adjustable light when fully charged. It features a USB charger at the base, for standard sockets as well as Audo's Charging Board, which reanimates multiple devices in a single sitting. To preserve battery life, switch the lamp off when charging and do not leave plugged in while in use.



BLACK
1870539Y



ALABASTER WHITE
1870649Y



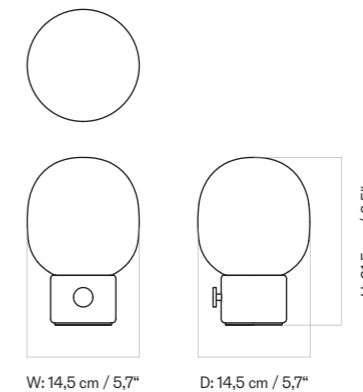
DUSTY GREEN
1870469Y

STOCK OPTIONS

SKU	VARIANT
1870539Y	JWDA TABLE LAMP, PORTABLE, BLACK
1870649Y	JWDA TABLE LAMP, PORTABLE, ALABASTER WHITE
1870469Y	JWDA TABLE LAMP, PORTABLE, DUSTY GREEN

TECHNICAL SPECIFICATIONS

PRODUCT TYPE Table lamp	VOLTAGE CE: 220-230 V US: 110-130 V	CANOPY N / A
COLLI 2	LIGHT SOURCE G4 - 1 pc Max 1,5 Watt	CORD MATERIAL AND COLOUR PVC, black (magnetic charging cord), plug, black.
ENVIRONMENT Indoor	LIGHT SPECIFICATION 1,5 W 150 lm 2700 K RA > 80 Energy class: F	CORD LENGTH 80 CM / 31,5"
DIMENSIONS H: 21,5 cm / 8,5" Ø: 14,5 cm / 5,7" W: 14,5 cm / 5,7"	BATTERY 3.7 V 3000 mAh Charging time: approx. 6,5 h Discharging, 100%: approx. 7 h Discharging, 50%: approx. 13 h Discharging, 25%: approx. 18 h	CLASSIFICATION IP20, Class III
COLOURS Black (RAL 9005) Alabaster white (Pantone 7527) Dusty green (Pantone 5763)	DIMMER Yes, dimmer knob	CERTIFICATIONS CE and ETL certified, tests can be obtained upon request.
PRODUCTION PROCESS Stamped steel base, with mouth blown glass shade and milled brass knob.		PACKAGING TYPE Brown gift box
MATERIALS Steel, glass, ABS		PACKAGING MEASUREMENTS (H × W × D) 20,5 cm × 32,5 cm × 19,5 cm / 8,1" × 12,8" × 7,7"
WEIGHT N / A		MATERIALS & MAINTENANCE Please see page 680 for materials, care and maintenance instructions.





TORSO TABLE LAMP, PORTABLE
Designed by *Krøyer-Sætter-Lassen*

[BACK TO START](#)

Petite and cosy, Torso Table Lamp, Portable brings a sense of intimacy to tabletops, replacing the need for candles thanks to its soft, ambient light. The miniature lamp features a brass button on the linen canvas shade, enabling you to turn the light on and off at the tap of a finger. A concealed magnetic connector at its base for easy charging. It features a USB charger at the base, for standard sockets as well as Audo's Charging Board, which reanimates multiple devices in a single sitting. To preserve battery life, switch the lamp off when charging and do not leave plugged in while in use.



BLACK
1290539



SAND
1290659Y



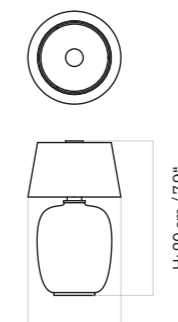
RUBY
1290379

STOCK OPTIONS

SKU	VARIANT
1290539	TORSO TABLE LAMP, PORTABLE, BLACK
1290659Y	TORSO TABLE LAMP, PORTABLE, SAND
1290379	TORSO TABLE LAMP, PORTABLE, RUBY

TECHNICAL SPECIFICATIONS

PRODUCT TYPE Table lamp	VOLTAGE CE: 220-230 V US: 110-130 V	DIMMER Yes (3 step). Touch dimmer on top of shade.
COLLI 2	LIGHT SOURCE G4 - 1 pc Max 1,5 Watt	CANOPY N / A
ENVIRONMENT Indoor	LIGHT SPECIFICATION 1,5 W 150 lm 2700 K RA > 80 Energy class: F	CORD MATERIAL AND COLOUR PVC, black (magnetic charging cord), plug, black.
DIMENSIONS H: 20 cm / 7,9" Ø: 12 cm / 4,7"	BATTERY 3.7 V 3000 mAh Charging time: approx. 6,5 h Discharging, 100%: approx. 7 h Discharging, 50%: approx. 13 h Discharging, 25%: approx. 18 h	CORD LENGTH 80 cm / 31,5"
PRODUCTION PROCESS Moulded ceramic base, with a handmade linen shade, and plated steel details.		CLASSIFICATION IP20, Class III
COLOUR Black Sand Ruby		CERTIFICATIONS CE and ETL certified, tests can be obtained upon request.
MATERIALS Ceramic, textile, steel, ABS		PACKAGING TYPE Brown gift box
WEIGHT N / A		PACKAGING MEASUREMENTS (H × W × D) 26,5 cm × 18 cm × 19 cm / 10,4" × 7.1" × 7.5"





PHARE TABLE LAMP

Designed by *Stanislaw Czarnocki*

Cordless, portable lamp with diagonal metal base and inbuilt, rechargeable LED light source. The lamp stands on or hangs from its horizontal base, which acts as a weight. To preserve battery life, switch the lamp off when charging and do not leave plugged in while in use.



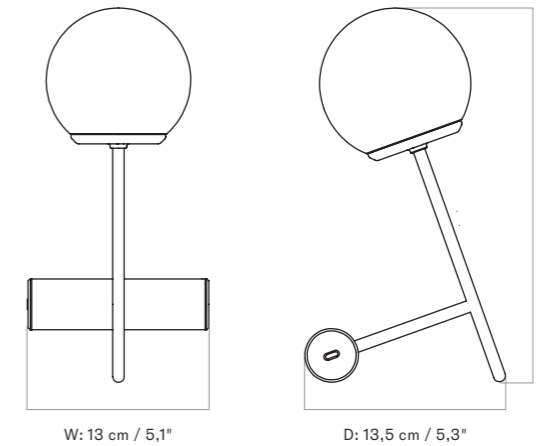
BURNED RED
1755349

STOCK OPTIONS

SKU	VARIANT
1755349	PHARE TABLE LAMP, BURNED RED

TECHNICAL SPECIFICATIONS

PRODUCT TYPE Lamp	VOLTAGE CE: 220-230 V (Plug: 4,2 V) US: 110-130 V (Plug: 4,2 V)	CORD MATERIAL AND COLOUR PVC, black (USB-C cable), plug, black.
COLLI 2	LIGHT SOURCE Built-in LED	CORD LENGTH 70 cm / 27,6"
ENVIRONMENT Indoor	LIGHT SPECIFICATION 2 W 100 lm 2700 K Ra > 80 Energy class: G	CLASSIFICATION IP20, Class III
DIMENSIONS (CM / IN) H: 23 cm / 9,1" W: 13 cm / 5,1" D: 13,5 cm / 5,3"	BATTERY 3.7 V 2200 MAH CHARGING TIME: APPROX. 6 H Discharging: approx. 6,5 h	CERTIFICATIONS CE certified, tests can be obtained upon request.
COLOURS Burned red (RAL 8015)	DIMMER N / A	PACKAGING TYPE Gift box
PRODUCTION PROCESS The shade is made from blown polycarbonate and the base is made from cast aluminium with powder coating.	CANOPY N / A	PACKAGING MEASUREMENTS (H × W × D) 40,8 cm × 50,5 cm × 20,6 cm / 12" × 8,5" × 7,5"
MATERIALS Powder coated aluminium (fine texture, matte), polycarbonate, LED.		MATERIALS & MAINTENANCE Please see page 680 for materials, care and maintenance instructions.
WEIGHT 0,423 kg / 0,93 lb		





RAY TABLE LAMP, PORTABLE

Designed by *Daniel Schofield*

With its distinctive, minimalist silhouette the Ray Table Lamp, Portable is inspired by old mining lamps. Made with indoor and outdoor use in mind, the dimmable lamp in two classic colours offers on-the-go illumination, adjustable to three settings. The cordless design charges via a concealed magnetic connector and USB cable. The cable charges with a standard USB charger plug. Comes without charger plug. To preserve battery life, switch the lamp off when charging and do not leave plugged in while in use.



BLACK
1890539Y



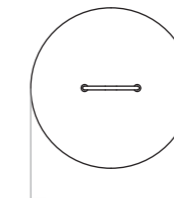
DUSTY GREEN
1890469Y

STOCK OPTIONS

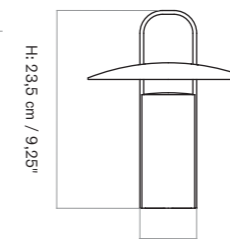
SKU	VARIANT
1890539Y	RAY TABLE LAMP, PORTABLE, BLACK
1890469Y	RAY TABLE LAMP, PORTABLE, DUSTY GREEN

TECHNICAL SPECIFICATIONS

PRODUCT TYPE Table lamp	LIGHT SPECIFICATION 2,5 W 150 lm 2750 K RA > 80 Energy class: G	CORD MATERIAL AND COLOUR USB cord with magnetic connector. Comes without charger plug.
COLLI 1	BATTERY 3.7 V 5000 mAh Charging time: approx. 8 h Discharging, 100%: approx. 11 h Discharging, 50%: approx. 16,5 h Discharging, 25%: approx. 30 h	CORD LENGTH 70 cm / 27,6"
ENVIRONMENT Indoor / Outdoor	DIMMER Yes (3 step)	CLASSIFICATION IP44, Class III
DIMENSIONS (CM / IN) H: 23,5 cm / 9,25" Ø: 21,2 cm / 8,34"	CANOPY N / A	CERTIFICATIONS CE and ETL certified, tests can be obtained upon request.
COLOURS Black (RAL 9005) Dusty Green (RAL 7002)		PACKAGING TYPE Gift box
PRODUCTION PROCESS Spun aluminium shade with aluminium extruded body.		PACKAGING MEASUREMENTS (H x W x D) 25,5 cm x 25,7 cm x 31,6 cm / 10" x 10" x 8"
MATERIALS Aluminium, ABS		MATERIALS & MAINTENANCE Please see page 680 for materials, care and maintenance instructions.
WEIGHT 0,81 KG / 1,78 LB		
VOLTAGE CE: 220-230 V (Plug: 5 V) US: 110-130 V (Plug: 5 V)		

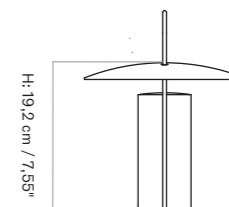


Ø: 21,2 cm / 8,34"



H: 23,5 cm / 9,25"

Ø: 7,5 cm / 2,95"



H: 19,2 cm / 7,55"

 Hashira Wall Lamp →

 TR Bulb Ceiling/Wall Lamp →

 Cast Sconce Wall Lamp with Diffuser, Dimmable →

 Collector Wall Lamp →



HASHIRA WALL LAMP
Designed by *Norm Architects*

[BACK TO START](#)

Taking its design cues from traditional Japanese lanterns, the Hashira Wall Lamp has a translucent textile shade that softly diffuses the light. Conceived for Audo by Norm Architects, it looks equally elegant mounted alone as it does in pairs above a bed or sofa.



RAW
1506699

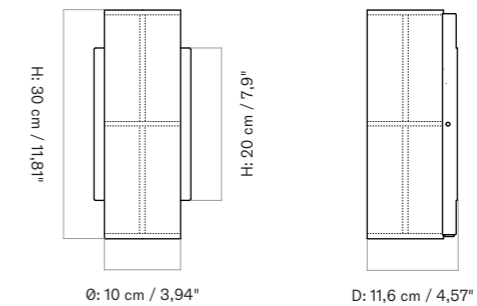
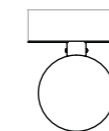
STOCK OPTIONS

SKU	VARIANT
1506699	HASHIRA WALL LAMP, RAW

TECHNICAL SPECIFICATIONS

PRODUCT TYPE Wall lamp	VOLTAGE CE: 220-230 V US: 110-130 V	CORD MATERIAL AND COLOUR PVC cord with matte rubber coating, black, plug, black.
COLLI 2	LIGHT SOURCE Replaceable LED 4 W	CORD LENGTH 200 cm / 78,7"
ENVIRONMENT Indoor	LIGHT SPECIFICATION 4 W 380 lm 2700K Ra > 80 Energy class: G	CLASSIFICATION IP20, Class II
DIMENSIONS H: 30 cm / 11,81" W: 12,7 cm / 5" D: 11,6 cm / 4,57" Ø: 10 cm / 3,94"	DIMMER N / A	CERTIFICATIONS CE and ETL certified, tests can be obtained upon request.
PRODUCTION PROCESS Laser cut and welded steel frame with a hand-made shade.	CANOPY N / A	PACKAGING TYPE Gift box
COLOUR Raw, stained oak Black (RAL 9005)		PACKAGING MEASUREMENTS (H × W × D) 35,8 cm × 22,7 cm × 16,1 cm / 14" × 8,9" × 6,3"
MATERIALS Powder coated steel, linen, PS plastic		MATERIALS & MAINTENANCE Please see page 680 for materials, care and maintenance instructions.

W: 12,7 cm / 5"





TR BULB CEILING/WALL LAMP
Designed by *Tim Rundle*

[BACK TO START](#)

Black powder coated steel or brushed brass ceiling / wall lamp with PVC cord. Opal glass bulb with a shiny or matte finish.



BLACK, MATTE OPAL BULB
1494639



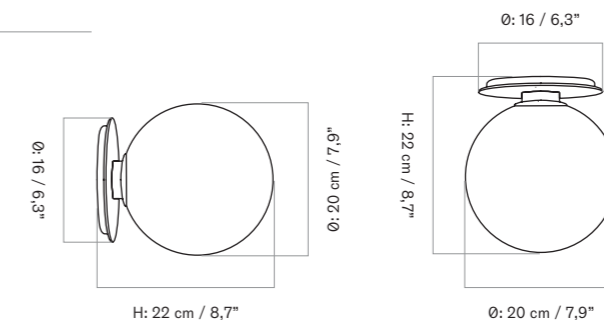
BRUSHED BRASS, MATTE OPAL BULB
1464639

STOCK OPTIONS

SKU	VARIANT
1494639	TR BULB, CEILING / WALL LAMP, BLACK W / MATTE OPAL BULB
1464639	TR BULB, CEILING / WALL LAMP, BRUSHED BRASS W / MATTE OPAL BULB

TECHNICAL SPECIFICATIONS

PRODUCT TYPE Ceiling / Wall lamp	VOLTAGE CE: 220-230 V US: 110-130 V	CANOPY No
COLLI 1	LIGHT SOURCE E27 (CE) - 1 pc E26 (US) - 1 pc Max 6,5 Watt	CORD MATERIAL AND COLOUR N / A
ENVIRONMENT Indoor	LIGHT SPECIFICATION <i>TR Bulb (CE)</i> 6,5 W 683 lm 2700 K CRI: > 80 Energy class: F <i>TR Bulb (US)</i> 6 W 683 lm 2700 K CRI: > 80	CORD LENGTH N / A
DIMENSIONS H: 22 cm / 8,7" Ø: 16 or 20 cm / 6,2" or 7,9"	DIMMER No. The lamp can be connected to a dimmer system (trailing edge).	CLASSIFICATION IP20, Class II
COLOURS Black (RAL 9005) Brushed brass		CERTIFICATIONS CE and ETL certified, tests can be obtained upon request.
PRODUCTION PROCESS The globe shade is made from mouth-blown opal glass and the core is designed with aluminium to draw heat away from the LED light source, allowing the bulb to run at the optimum temperature. Accessory fittings are made of brushed brass or painted steel.		PACKAGING TYPE Gift box
MATERIALS Powder coated steel or brushed brass with lacquer, opal glass (matte or shiny), LED COB		PACKAGING MEASUREMENTS (H × W × D) 43 cm × 48,5 cm × 48,5 cm / 17" × 19" × 19"
WEIGHT 1,6 kg / 3,5 lb		MATERIALS & MAINTENANCE Please see page 680 for materials, care and maintenance instructions.





CAST SCONCE WALL LAMP W/DIFFUSER, DIMMABLE
Designed by *Tom Chung & Jordan Murphy*

[BACK TO START](#)

Cast aluminium lamp with vertical brass arm with mounting plate for wall. The lamp is unable to be adjusted once mounted. Please ensure the correct shade angle before attaching to a wall.



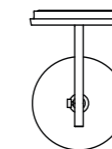
BLACK
1251539

STOCK OPTIONS

SKU	VARIANT
1251539	CAST SCONCE WALL LAMP W/DIFFUSER, DIMMABLE

TECHNICAL SPECIFICATIONS

PRODUCT TYPE Wall lamp	VOLTAGE CE: 220-230 V US: 110-130 V	CORD LENGTH 200 cm / 78,7" The cord can be shortened and be hard wired.
COLLI 1	LIGHT SOURCE Replaceable LED 5 W	CLASSIFICATION IP20, Class II
ENVIRONMENT Indoor	LIGHT SPECIFICATION 181 lm 2700 K Ra > 80 Energy class: G	CERTIFICATIONS CE and ETL certified, tests can be obtained upon request.
DIMENSIONS H: 19,6 cm / 7,7" Ø: 12,5 cm / 4,7" D: 18 cm / 7,09"	DIMMER Rotary dimmer on cord.	PACKAGING TYPE Gift box
COLOUR Black (RAL 9005)	CANOPY N / A	PACKAGING MEASUREMENTS (H × W × D) 25,1 cm × 16,1 cm × 22,8 cm / 9,8" × 6,3" × 8,9"
PRODUCTION PROCESS Sand-caste aluminium with painted finish.	CORD MATERIAL AND COLOUR PVC cord with matte rubber coating, black, plug, black.	MATERIALS & MAINTENANCE Please see page 680 for materials, care and maintenance instructions.
MATERIALS Cast aluminium (rough surface), aluminium (reflector) and brushed brass. Diffuser is PMMA.		
WEIGHT 0,85 kg / 1,87 lb		

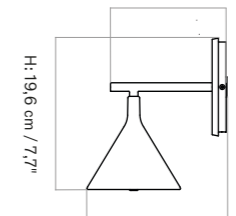


Ø: 12,5 cm / 4,92"



Ø: 12 cm / 4,7"

D: 14,9 cm / 5,9"



D: 18 cm / 7,09"



COLLECTOR WALL LAMP

Designed by *Alf Svensson*

Comprising two conical shades that emit upward and downward light, the Collector, Wall Lamp is a timeless, mid-century design created in the 1950s by Alf Svensson. The wall-mounted lamp is defined by a brass band and small perforations in the shades that allow the light to shine through.



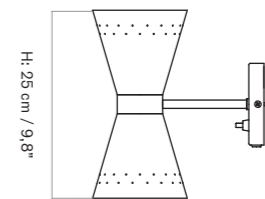
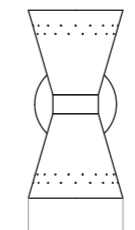
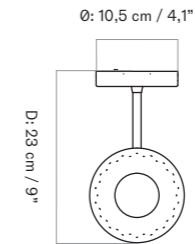
CRÈME
1395649

STOCK OPTIONS

SKU	VARIANT
1395649	COLLECTOR WALL LAMP, CRÈME

TECHNICAL SPECIFICATIONS

PRODUCT TYPE Wall lamp	LIGHT SOURCE & ENERGY EFFICIENCY CLASS GU10 (CE) - 2 pcs GU10 (US) - 2 pcs	CORD MATERIAL AND COLOUR Flexible PVC cable, white, plug, white.
COLLI 1	Max 35 Watt	CORD LENGTH 200 cm / 78,7"
ENVIRONMENT Indoor	LIGHT SPECIFICATION Bulbs not included.	CLASSIFICATION IP20, Class II
DIMENSIONS H: 25 cm / 9" D: 23 cm / 9" Ø: 10,5 cm / 4,1"	DIMMER No. The lamp can be connected to a dimmer system.	CERTIFICATIONS CE and ETL certified, tests can be obtained upon request.
COLOUR Polished brass, crème	CANOPY N / A	PACKAGING TYPE Brown box
PRODUCTION PROCESS Spun aluminium shade with milled brass details.		PACKAGING MEASUREMENTS (H × W × D) 31 cm × 18,4 cm × 31,8 cm / 13,8" × 28,3" × 30"
MATERIALS Brass, steel, aluminium		MATERIALS & MAINTENANCE Please see page 680 for materials, care and maintenance instructions.
WEIGHT 0,57 kg / 1,25 lb		
VOLTAGE CE: 220-240 V US: 110-130 V		



Ø: 12,5 cm / 4,9"



Hashira Floor Lamp



Hashira Floor Lamp, High



JWDA Floor Lamp



Peek Floor Lamp



Wing Floor Lamp





HASHIRA FLOOR LAMP

Designed by *Norm Architects*

Translucent, cylindrical fabric shade with metal frame, textile cord and dimmer switch.



RAW
1501699

STOCK OPTIONS

SKU	VARIANT
1501699	HASHIRA FLOOR LAMP, RAW

TECHNICAL SPECIFICATIONS

PRODUCT TYPE
Floor lamp

COLLI
1

ENVIRONMENT
Indoor

DIMENSIONS
H: 83 cm / 32,7"
Ø: 30 cm / 11,8"

PRODUCTION PROCESS
Welded steel frame with a hand-made shade and sandblasted wood base.

COLOUR
Raw, stained oak

MATERIALS
Steel, linen, PS plastic, ash
Thickness of line may vary giving a slightly different light.

WEIGHT
6,51 kg / 14,35 lb

VOLTAGE
CE: 220-230 V
US: 110-130 V

LIGHT SOURCE & ENERGY EFFICIENCY CLASS
E27 (CE) - 2 pcs
E26 (US) - 2 pcs

Max 40 Watt

LIGHT SPECIFICATION
Bulbs not included.

DIMMER
Yes, on cord.

CANOPY
N / A

CORD MATERIAL AND COLOUR
Textile, black, plug, black.

CORD LENGTH
300 cm / 118"

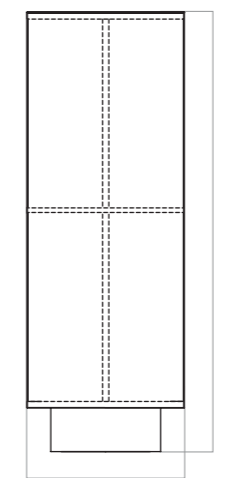
CLASSIFICATION
IP20, Class II

CERTIFICATIONS
CE and ETL certified, tests can be obtained upon request.

PACKAGING TYPE
Brown box

PACKAGING MEASUREMENTS
(H x W x D)
37 cm x 37 cm x 88 cm /
14,6" x 14,6" x 34,6"

MATERIALS & MAINTENANCE
Please see page 680 for materials, care and maintenance instructions.



Ø: 30 cm / 11,8"

H: 83 cm / 32,7"



HASHIRA FLOOR LAMP, HIGH
Designed by *Norm Architects*

[BACK TO START](#)

Set on an elegant powder-coated steel foot for an elevated and airy expression, the Japanese-inspired Hashira High Floor Lamp by Norm Architects illuminates spaces with soft light, elegantly diffused through its tactile fabric shade.



WHITE
1507059

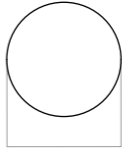
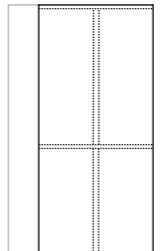
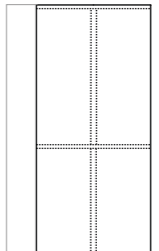
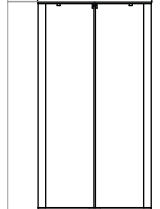


RAW
1507699

STOCK OPTIONS

SKU	VARIANT
1507059	HASHIRA FLOOR LAMP, HIGH, WHITE
1507699	HASHIRA FLOOR LAMP, HIGH, RAW

TECHNICAL SPECIFICATIONS


<p>PRODUCT TYPE Floor lamp</p>	<p>LIGHT SOURCE E27 (CE) - 2 pcs E26 (US) - 2 pcs</p>	<p>CANOPY N / A</p>
<p>COLLI 1</p>	<p>Max 40 Watt</p>	<p>CORD MATERIAL AND COLOUR Textile, black, plug, black.</p>
<p>ENVIRONMENT Indoor</p>	<p>LIGHT SPECIFICATION Bulbs not included.</p>	<p>CORD LENGTH 220 cm / 86"</p>
<p>DIMENSIONS H: 130 cm / 51,1" Ø: 30 cm / 11,8"</p>	<p>DIMMER Yes, on cord.</p>	<p>CLASSIFICATION IP20, Class II</p>
<p>PRODUCTION PROCESS Laser cut and welded steel frame with a hand-made shade.</p>	 <p>Ø: 30 cm / 11,81"</p>	<p>CERTIFICATIONS CE and ETL certified, tests can be obtained upon request.</p>
<p>COLOUR Raw, stained oak White, stained oak Black (RAL 9005)</p>	 <p>H: 130 cm / 51,18"</p>	<p>PACKAGING TYPE Brown box</p>
<p>MATERIALS Powder coated steel, linen, PS plastic.</p>	 <p>H: 75,1 cm / 29,6"</p>	<p>PACKAGING MEASUREMENTS (H x W x D) 81,5 cm x 76,4 cm x 40,3 cm / 32" x 30" x 15,8"</p>
<p>WEIGHT N / A</p>	 <p>H: 54,8 cm / 21,6"</p>	<p>MATERIALS & MAINTENANCE Please see page 680 for materials, care and maintenance instructions.</p>
<p>VOLTAGE CE: 220-230 V US: 110-130 V</p>		




JWDA FLOOR LAMP

Designed by *Jonas Wagell*

Solid brushed brass or solid bronzed brass stem lamp set on a rounded stone base with elliptical opal glass shade and brass dimmer switch.



TRAVERTINE / BRUSHED BRASS
1840619



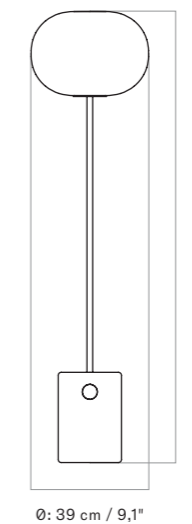
CARRARA MARBLE / BRONZED BRASS
1840639

STOCK OPTIONS

SKU	VARIANT
1840619	JWDA FLOOR LAMP, TRAVERTINE / BRUSHED BRASS
1840639	JWDA FLOOR LAMP, CARRARA MARBLE / BRONZED BRASS

TECHNICAL SPECIFICATIONS

PRODUCT TYPE Floor lamp	LIGHT SOURCE E27 (CE) - 1 pc E26 (US) - 1 pc	CANOPY N / A
COLLI 1	Max 40 Watt	CORD MATERIAL AND COLOUR Textile, black, plug, black.
ENVIRONMENT Indoor	LIGHT SPECIFICATION Bulb is included. 8 W 700 lm 2200 K Ra > 90 Energy class: F	CORD LENGTH 250 cm / 98,4"
DIMENSIONS H: 150 cm / 59" Ø: 39 or 28 cm / 9,1" or 11"	DIMMER Yes, on the base.	CLASSIFICATION IP20, Class II
COLOURS Beige, brushed brass White, bronzed brass		CERTIFICATIONS CE and ETL certified, tests can be obtained upon request.
PRODUCTION PROCESS Mouth-blown glass shade and machine-cut base with hand-polished finish. Details in cut solid brass.		PACKAGING TYPE Brown box
MATERIALS Travertine, brushed brass, steel and opal glass. Carrara marble, bronzed brass, steel and opal glass.		PACKAGING MEASUREMENTS (H × W × D) <i>Lampshade</i> 36 cm × 46,5 cm × 46,5 cm / 14,2" × 18,3" × 8,3" 133 cm × 28,5 cm × 28,5 cm / 52,4" × 11,2" × 11,2"
WEIGHT Lamp shade: 2,68 kg / 5,9 lb Base, travertine: 14,20 kg / 31,3 lb Base, Carrara marble: 15,7 kg / 34,6 lb		MATERIALS & MAINTENANCE Please see page 680 for materials, care and maintenance instructions.
VOLTAGE CE: 220-230 V US: 110-130 V		





PEEK LAMP

Designed by *Jonas Wagell*

Powder coated steel and aluminium lamp with angled shade and textile cord. Directional base and shade for angled lighting.



BLACK
1320539



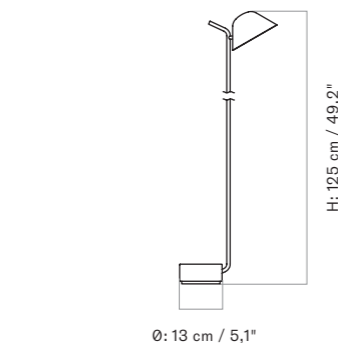
WHITE
1320639

STOCK OPTIONS

SKU	VARIANT
1320539	PEEK FLOOR LAMP, BLACK
1320639	PEEK FLOOR LAMP, WHITE


TECHNICAL SPECIFICATIONS

PRODUCT TYPE Floor lamp	WEIGHT 3,2 kg / 7,1 lb	CORD TYPE Soft PVC cord, black plug for black, white plug for white.
COLLI 2	VOLTAGE CE: 220-230 V US: 110-130 V	CORD LENGHT 250 cm / 98,4"
ENVIRONMENT Indoor	LIGHT SOURCE Built-in LED	CLASSIFICATION IP20, Class II
DIMENSIONS H: 125 cm / 49,2" Ø: 13 cm / 5,1"	LIGHT SPECIFICATION 5 W 576 - 654 lm 2700 K Ra > 90 Energy class: G	CERTIFICATIONS CE and ETL certified, tests can be obtained upon request.
COLOURS Black (RAL 9005) White (RAL 9016)	DIMMER Touch dimmer on stem.	PACKAGING TYPE Gift box
PRODUCTION PROCESS Spun aluminium shade with lacquered finish. Diffuser made from moulded polycarbonate.	CANOPY N / A	PACKAGING MEASUREMENTS (H × W × D) 137 cm × 19,5 cm × 21 cm / 53,9" × 7,7" × 8,2"
MATERIALS Powder coated stainless steel, aluminium and PC, (fine texture, matte).		MATERIALS & MAINTENANCE Please see page 680 for materials, care and maintenance instructions.



WING FLOOR LAMP
Designed by *Kenneth Bergenblad*

Modernist and minimal yet full of character, the Wing Floor Lamp features a 360° rotating shade that directs light wherever it is needed. Imagined by the Swedish designer Kenneth Bergenblad in the 1980s, it embraces traditional Nordic lighting sensibilities past and present.



ALUMINUM
1392109

STOCK OPTIONS

SKU	VARIANT
1392109	WING FLOOR LAMP

TECHNICAL SPECIFICATIONS

<p>PRODUCT TYPE Floor lamp</p>	<p>LIGHT SOURCE & ENERGY EFFICIENCY CLASS E27 (CE) - 1 pc E26 (US) - 1 pc</p>	<p>CANOPY N / A</p>
<p>COLLI 1</p>	<p>Max 60 Watt</p>	<p>CORD MATERIAL AND COLOUR Flexible PVC cable, black, plug, black.</p>
<p>ENVIRONMENT Indoor</p>	<p>LIGHT SPECIFICATION Bulb not included.</p>	<p>CORD LENGTH 200 cm / 78,7"</p>
<p>DIMENSIONS H: 118 cm / 46,4" W: 27 cm / 10,6" D: 48 cm / 18,8" Ø: 23 cm / 9"</p>	<p>DIMMER N / A</p>	<p>CLASSIFICATION IP20, Class II</p>
<p>PRODUCTION PROCESS Bent aluminium shade, spun aluminum base and milled aluminum details.</p>		<p>CERTIFICATIONS CE and ETL certified, tests can be obtained upon request.</p>
<p>COLOUR Polished aluminium</p>		<p>PACKAGING TYPE Gift box</p>
<p>MATERIALS Aluminum, steel</p>		<p>PACKAGING MEASUREMENTS (H × W × D) 33 cm × 58 cm × 127 cm / 13" × 22,8" × 50"</p>
<p>WEIGHT 5,5 kg / 12,1 lb</p>		<p>MATERIALS & MAINTENANCE Please see page 680 for materials, care and maintenance instructions.</p>
<p>VOLTAGE CE: 220-240 V US: 110-130 V</p>		

BULBS

 TR Bulb →

 Globe Bulb →

 Bulbs →

CHARGING SYSTEMS

 Charging Board →

 Charging Trolley →

 Universal Charger →



TR BULB
Designed by *Tim Rundle*

[BACK TO START](#)

Portable, opal glass LED bulb with a matte finish and dimmable as standard.



MATTE OPAL
1470639

STOCK OPTIONS

SKU	VARIANT
1470639	TR BULB, MATTE OPAL

TECHNICAL SPECIFICATIONS

PRODUCT TYPE
Bulb

COLLI
2

ENVIRONMENT
Indoor

DIMENSIONS
Ø: 20 cm / 7,9"

COLOURS
Matte opal
Shiny opal

PRODUCTION PROCESS
The globe shade is made from mouth-blown opal glass and the core is designed in aluminium to draw heat away from the LED light source.

MATERIALS
Opal glass, LED COB

WEIGHT
0,694 kg / 1,5 lb
Weight can vary

VOLTAGE
CE: 220-230 V
US: 110-130 V

LIGHT SPECIFICATIONS

TR Bulb (CE)
6,5 W
683 lm
2700 K
CRI: > 80
Energy class: F

TR Bulb (US)
6 W
683 lm
2700 K
CRI: > 80

CORD MATERIAL AND COLOUR
N / A

CORD LENGHT
N / A

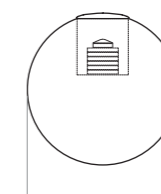
CLASSIFICATION
IP20

CERTIFICATIONS
CE and ETL certified, tests can be obtained upon request.

PACKAGING TYPE
Gift box

PACKAGING MEASUREMENTS
(H × W × D)
26 cm × 25,5 cm × 25,5 cm /
10,2" × 10" × 10"

MATERIALS & MAINTENANCE
Please see page 680 for materials, care and maintenance instructions.



Ø: 20 cm / 7,9"



GLOBE BULB
Designed by *Audo*

[BACK TO START](#)

Energy-saving bulb in two versions: opal glass LED bulb with frosted finish and clear glass LED bulb with dim to warm function. The effect known as dim to warm lowers the colour temperature of an LED bulb when dimmed. The lower the brightness, the warmer (more orange) the colour to create a more natural ambience reminiscent of the sky at sunset. Dimming does not alter the colour temperature, but rather simply lowers the light level.

Globe bulb LED 95



LED BULB, DTW, CLEAR 95
2610039



LED BULB, DIMMABLE, OPAL, 95
2510639

Globe bulb LED 125



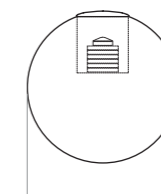
LED BULB, DTW, CLEAR 125
2611039

STOCK OPTIONS

SKU	VARIANT
2610039	GLOBE BULB, LED DTW, 95, CLEAR, E27
2510639	GLOBE BULB, LED, 95, OPAL, E27
2611039	GLOBE BULB, LED DTW, 125, CLEAR, E27

TECHNICAL SPECIFICATIONS

PRODUCT TYPE	LIGHT SPECIFICATION	CLASSIFICATION
LED bulb	<i>Opal (95)</i> 400 lm 2700 K Ra > 95 Energy class: F	IP20
COLLI 4	<i>Clear (95 / 125)</i> 400 lm 2000 - 2700 K Ra > 95 Energy class: F	CERTIFICATIONS CE certified, tests can be obtained upon request.
ENVIRONMENT Indoor		PACKAGING TYPE Gift box
DIMENSIONS <i>Globe Bulb, LED, 95</i> Ø: 9,5 cm / 3.7" <i>Globe Bulb, LED, 125</i> Ø: 12,5 cm / 4.9"	DIMMER Globe Bulb, LED, 95, Opal: Standard dimming Globe Bulb, LED, 95, Clear: Dim to Warm Globe Bulb, LED, 125, Clear: Dim to Warm	PACKAGING MEASUREMENTS (H × W × D) <i>Globe Bulb, LED, 95, Opal</i> 14,5 cm × 10 cm × 10 cm / 5,7" × 3,9" × 3,9" <i>Globe Bulb, LED, 95, Clear</i> 20 cm × 13,5 cm × 13,5 cm / 7,9" × 5,3" × 5,3" <i>Globe Bulb, LED, 125, Clear</i> 24 cm × 16,5 cm × 16,5 cm / 9,4" × 6,5" × 6,5"
MATERIALS Clear glass, opal matte glass, LED filament.	CANOPY N / A	MATERIALS & MAINTENANCE Please see page 680 for materials, care and maintenance instructions.
WEIGHT Globe Bulb, LED, 95: 0,06 kg / 0,14 lb Globe Bulb, LED, 125: 0,1 kg / 0,2 lb	CORD MATERIAL AND COLOUR N / A	
VOLTAGE CE: 220-230 V	CORD LENGTH N / A	



Ø: 20 cm / 7,9"



BULBS
Designed by *Audo*

[BACK TO START](#)

Dimmable LED bulb with a matt surface.

A60



BULB E27
2700639

A45



BULB E14
2701639


STOCK OPTIONS

SKU	VARIANT
2700639	BULB E27, A60, CE, 6 W
2701639	BULB E14, A45, CE, 4 W

TECHNICAL SPECIFICATIONS

PRODUCT TYPE LED bulb	LIGHT SOURCE & ENERGY EFFICIENCY CLASS Bulb E27, 6 Watt, A Bulb E14, 4 Watt, A	CORD LENGTH N / A
COLLI 4	LIGHT SPECIFICATION	CLASSIFICATION IP20
ENVIRONMENT Indoor	<i>Bulb E27, A60</i> 500 lm 2700 K Ra > 90 Energy class: G	CERTIFICATIONS CE certified, tests can be obtained upon request.
DIMENSIONS	<i>Bulb E14, A45</i> 350 lm 2700 K Ra > 90 Energy class: F	PACKAGING TYPE Gift box
MATERIALS Opal matte glass, LED filament.	DIMMER Dimmable	PACKAGING MEASUREMENTS (H × W × D) <i>Bulb E27, A60</i> 14,5 cm × 10 cm × 10 cm / 5,7" × 3,9" × 3,9"
WEIGHT Bulb E27, A60: 0,03 kg / 0,07 lb Bulb E14, A45: 0,01 kg / 0,02 lb	CANOPY N / A	<i>Bulb E14, A45</i> 20 cm × 13,5 cm × 13,5 cm / 7,9" × 5,3" × 5,3"
VOLTAGE CE: 220-230 V	CORD MATERIAL AND COLOUR N / A	MATERIALS & MAINTENANCE Please see page 680 for materials, care and maintenance instructions.

BULB A60



Ø: 6 cm / 2.4"

BULB A45



Ø:4,8 cm / 1.8"

CHARGING BOARD

Designed by *Audo*

A smart solution for charging multiple portable lamps in one go, the Charging Board in Steel is practical when time is of the essence and space is at a premium. Simply place up to ten lamps onto the designated charging stations when not in use.



BLACK
4865539

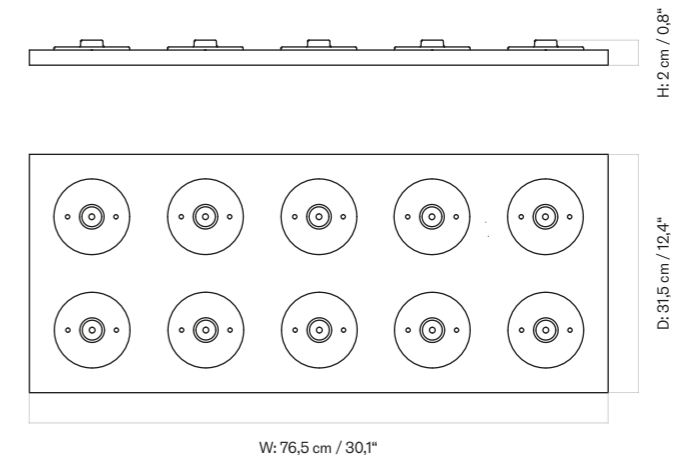


STOCK OPTIONS

SKU	VARIANT
4865539	CHARGING BOARD, 10 OUTLETS, BLACK

TECHNICAL SPECIFICATIONS

PRODUCT TYPE Charging board	WEIGHT N / A	CORD LENGTH 80 cm / 31,5" (main cord) 135 cm / 53,1" (adaptor and cord)
COLLI 1	VOLTAGE CE: 220-240 V US: 110-130 V	CLASSIFICATION IP20, Class II
ENVIRONMENT Indoor	LIGHT SPECIFICATION N / A	CERTIFICATIONS CE and ETL certified, tests can be obtained upon request.
DIMENSIONS H: 3,2 cm / 1,3" D: 31,5 cm / 12,4" W: 76,5 cm / 30,1"	DIMMER N / A	PACKAGING TYPE Brown Box
COLOURS Black (RAL 9005)	CANOPY N / A	PACKAGING MEASUREMENTS (H × W × D) 26,5 cm × 18 cm × 19 cm / 10,4" × 7.1" × 7.5"
MATERIALS Steel, plastic	CORD MATERIAL AND COLOUR PVC, black, plug, black.	MATERIALS & MAINTENANCE Please see page 680 for materials, care and maintenance instructions.





CHARGING TROLLEY

Designed by *Audo*

A practical solution when charging multiple lamps, the Charging Trolley in powder-coated metal can be fitted with up to three designated charging stations to reanimate multiple portable lamps at once. Charging boards to be purchased separately.



BLACK
4866539

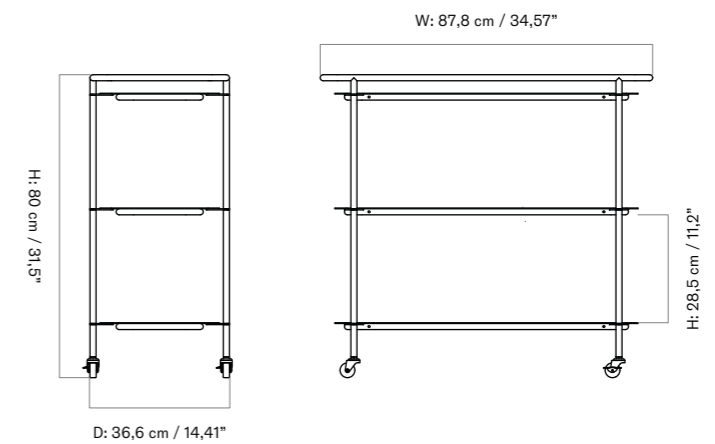


STOCK OPTIONS

SKU	VARIANT
4866539	CHARGING TROLLEY

TECHNICAL SPECIFICATIONS

PRODUCT TYPE Charging board	WEIGHT 15.7 kg / 34,6 lb	CORD LENGTH N / A
COLLI 1	VOLTAGE N / A	CLASSIFICATION N / A
ENVIRONMENT Indoor	LIGHT SPECIFICATION N / A	CERTIFICATIONS N / A
DIMENSIONS H: 80 cm / 31,5" D: 36,6 cm / 14,41" W: 87,8 cm / 34,57"	DIMMER N / A	PACKAGING TYPE Brown Box
COLOURS Black (RAL 9005)	CANOPY N / A	PACKAGING MEASUREMENTS (H x W x D) 43 cm x 96 cm x 8,7 cm / 16,9" x 37,8" x 3,4"
MATERIALS Powder coated steel	CORD MATERIAL AND COLOUR PVC, black, plug, black.	MATERIALS & MAINTENANCE Please see page 680 for materials, care and maintenance instructions.





UNIVERSAL CHARGER
Designed by *Audo*

[BACK TO START](#)

The Universal Charger is a USB charger with five interchangeable plugs with an output of five volts and two amperes. The five interchangeable plugs are suitable for North America, Australia, China, Europe and the UK. The Universal Charger can be used to all Audo portable lamps.



BLACK
630013

STOCK OPTIONS

SKU	VARIANT
630013	UNIVERSAL CHARGER (CE,UL,UKCA,CCC,RCM)

TECHNICAL SPECIFICATIONS

PRODUCT TYPE Charging system	MATERIALS Plastic	CANOPY N / A
COLLI 1	WEIGHT N / A	CORD MATERIAL AND COLOUR N / A
ENVIRONMENT Indoor	VOLTAGE 110-240 V	CORD LENGTH N / A
DIMENSIONS H: 4 CM / 1,5" D: 6 CM / 2,3" W: 5,8 CM / 22,8"	ENERGY EFFICIENCY CLASS N / A	CLASSIFICATION IP20, Class II
COLOUR BLACK (RAL 9005)	LIGHT SPECIFICATION N / A	CERTIFICATIONS CE, UL, UKCA, CCC, RCM certified
PRODUCTION PROCESS Produced using bent powder coated steel tubes and CNC cut steel plates	DIMMER N / A	PACKAGING TYPE Brown Box
		PACKAGING MEASUREMENTS (H x W x D) N / A
		MATERIALS & MAINTENANCE Please see page 680 for materials, care and maintenance instructions.

Accessories

 Toilet Brush →

 Toilet Roll Holder →

 Towel Bar →

 Shower Tray →

 Toothbrush Holder →

 Towel Ladder →

 Pedal Bins, 4L/11L →

 Pedal Bins, 20L/30L →



TOILET BRUSH
Designed by *Norm Architects*

[BACK TO START](#)

Powder coated steel container with brushed steel handle with a comfortable grip, removable plastic brush head and interior plastic cannister. Available in standalone and wall-mounted versions.



BLACK
7700559



WHITE
7700659



BLACK, WALL
7710559

STOCK OPTIONS

SKU	VARIANT
7700559	TOILET BRUSH, BLACK
7700659	TOILET BRUSH, WHITE
7710559	TOILET BRUSH, WALL, BLACK

TECHNICAL SPECIFICATIONS

PRODUCT TYPE
Toilet brush

COLLI
4

DIMENSIONS

Toilet Brush
H: 39,5 cm / 15,5"
Ø: 10 cm / 3,9"

Toilet Brush Wall
H: 39,5 cm / 15,5"
Ø: 10 cm / 4"
D: 11,5 cm / 4,5"

PRODUCTION PROCESS
Powder coated deep drawn steel container with brushed stainless steel handle, removable plastic brush head and interior plastic cannister mad by injection moulding.

COLOURS
Black (RAL 9005), matte
White (RAL 9016), shiny (Gloss 95)

MATERIALS
Stainless steel, powder coated steel, zinc alloy, plastic (PP)


WEIGHT
Toilet Brush: 1,3 kg / 2,9 lb
Toilet Brush Wall: 1,35 kg / 3 lb

PACKAGING TYPE
Gift box

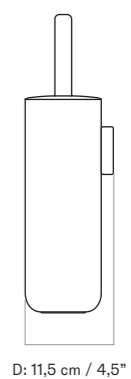

PACKAGING MEASUREMENTSS
(H × W × D)
40 cm × 11 cm × 11 cm /
15,8" × 4,3" × 4,3"

MATERIALS & MAINTENANCE
Please see page 680 for materials, care and maintenance instructions.

TOILET BRUSH



TOILET BRUSH WALL





TOILET ROLL HOLDER
Designed by *Norm Architects*

Black or white powder coated aluminium toilet roll holder and bracket.



BLACK
7640539



WHITE
7640639

STOCK OPTIONS

SKU	VARIANT
7640539	TOILET ROLL HOLDER, BLACK
7640639	TOILET ROLL HOLDER, WHITE

TECHNICAL SPECIFICATIONS

PRODUCT TYPE
Toilet roll holder

COLOURS
Black (RAL 9005)
White (RAL 9016)

PACKAGING TYPE
Gift box

COLLI
4

MATERIALS
Powder coated aluminium and zinc alloy

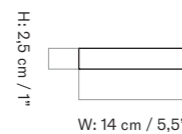
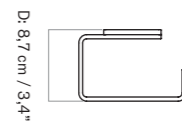
PACKAGING MEASUREMENTS
(H x W x D)
4 cm x 15 cm x 9 cm /
1,6" x 5,9" x 3,5"

DIMENSIONS
H: 2,5 cm / 1"
W: 14 cm / 5,5"
D: 8,7 cm / 3,4"

WEIGHT
0,15 kg / 0,3 lb

MATERIALS & MAINTENANCE
Please see page 680 for materials, care and maintenance instructions.

PRODUCTION PROCESS
Extruded aluminium holder with zinc alloy brackets. Powder coated surface treatment for use in wet environments.



TOWEL BAR
Designed by *Norm Architects*

[BACK TO START](#)

Black or white powder coated aluminium towel bar and bracket.



BLACK
7641539



WHITE
7641639

STOCK OPTIONS

SKU	VARIANT
7641539	TOWEL BAR, BLACK
7641639	TOWEL BAR, WHITE

TECHNICAL SPECIFICATIONS

PRODUCT TYPE
Towel bar

COLOURS
Black (RAL 9005)
White (RAL 9016)

PACKAGING TYPE
Gift box

COLLI
2

MATERIALS
Powder coated aluminium and zinc alloy

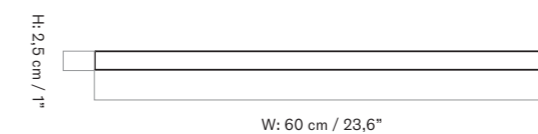
PACKAGING MEASUREMENTS
(H x W x D)
4 cm x 61 cm x 7,1 cm /
1,6" x 24" x 2,8"

DIMENSIONS
H: 3 CM / 1,2"
W: 60 cm / 23,6"
D: 7 cm / 2,7"

WEIGHT
0,35 kg / 0,8 lb

MATERIALS & MAINTENANCE
Please see page 680 for materials, care and maintenance instructions.

PRODUCTION PROCESS
Extruded aluminium holder with zinc alloy brackets. Powder coated surface treatment for use in wet environments.





SHOWER TRAY

Designed by *Norm Architects*

[BACK TO START](#)

Marble and powder coated aluminium or powder coated aluminium shower tray with drainage holes, raised edges and concealed wall mountings.



BLACK
7642539



BLACK / MARBLE
7643539



WHITE / MARBLE
7643639

STOCK OPTIONS

SKU	VARIANT
7642539	SHOWER TRAY, BLACK
7643539	SHOWER TRAY, BLACK / BLACK MARBLE
7643639	SHOWER TRAY, WHITE / WHITE MARBLE

TECHNICAL SPECIFICATIONS

PRODUCT TYPE
Shower tray

COLLI
2

DIMENSIONS
H: 3 cm / 1,2"
W: 20 cm / 7,9"
D: 11,7 cm / 4,6"

PRODUCTION PROCESS
Cast aluminium tray with zinc alloy bracket. Powder coated surface for use in wet environments. The marble insert is made of CNC-cut marble with a polished surface.

COLOURS
Black (RAL 9005)
Black (RAL 9005) / Black marble
White (RAL 9016) / White marble

MATERIALS
Powder coated aluminium, powder coated zinc alloy, Nero Marquina marble or Carrara marble

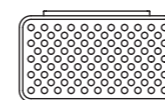
WEIGHT (KG)
Without marble insert: 0,4 kg / 0,9 lb
With marble insert: 0,9 kg / 2 lb

PACKAGING TYPE
Gift box


PACKAGING MEASUREMENTS
(H x W x D)
5 cm x 26 cm x 17 cm /
2" x 10,2" x 6,7"

MATERIALS & MAINTENANCE
Please see page 680 for materials, care and maintenance instructions.

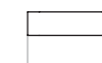
SHOWER TRAY



H: 3 cm / 1,2"




W: 20 cm / 7,9"



D: 11,7 cm / 4,6"



H: 3 cm / 1,2"



W: 20 cm / 7,9"



D: 11,7 cm / 4,6"

SHOWER TRAY WITH MARBLE INSERT

TOOTHBRUSH HOLDER
Designed by *Norm Architects*

[BACK TO START](#)

Easy-clean, powder coated steel holder with stainless steel trim and removable plastic filter. Available in standalone and wall-mounted versions.

Toothbrush holder



BLACK
7700509



WHITE
7700609

Toothbrush holder wall



BLACK, WALL
7710509

STOCK OPTIONS

SKU	VARIANT
7700509	TOOTHBRUSH HOLDER, BLACK
7700609	TOOTHBRUSH HOLDER, WHITE
7710509	TOOTHBRUSH HOLDER, WALL, BLACK

TECHNICAL SPECIFICATIONS

PRODUCT TYPE
Toothbrush holder

COLLI
4

DIMENSIONS

Toothbrush Holder
Ø: 8,5 cm / 3,3"
H: 11 cm / 4,3"

Toothbrush Holder Wall
H: 11 cm / 4,3"
Ø: 8,5 cm / 3,4"
D: 10 cm / 4"

PRODUCTION PROCESS
Deep drawn stainless steel body and cast zinc alloy brackets. Powder coated surface for use in wet environments.

COLOURS
Black (RAL 9005), matte
White (RAL 9016), shiny (Gloss 95)

MATERIALS
Stainless steel, powder coated steel, zinc alloy, plastic ABS

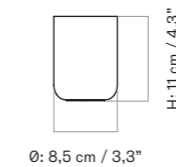
WEIGHT
Toothbrush Holder Wall: 0,3 kg / 0,7 lb
Toothbrush Holder Wall: 0,345 kg / 0,8 lb

PACKAGING TYPE
Gift box

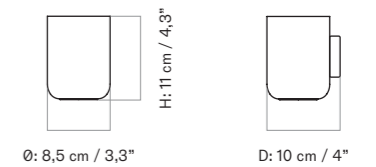
PACKAGING MEASUREMENTS
(H × W × D)
12,5 cm × 9 cm × 9 cm /
4,9" × 3,5" × 3,5"

MATERIALS & MAINTENANCE
Please see page 680 for materials, care and maintenance instructions.

HOLDER



HOLDER WALL





TOWEL LADDER

Designed by *Norm Architects*

[BACK TO START](#)

Powder coated steel and ash ladder with leather strap for affixing to wall.



BLACK / DARK ASH
7800579

STOCK OPTIONS

SKU	VARIANT
7800579	TOWEL LADDER, BLACK STEEL / DARK ASH

TECHNICAL SPECIFICATIONS

PRODUCT TYPE
Towel ladder

WEIGHT
2,9 kg / 6,4 lb

PACKAGING TYPE
Brown box

COLLI
1

MATERIALS
Powder coated steel, ash, leather

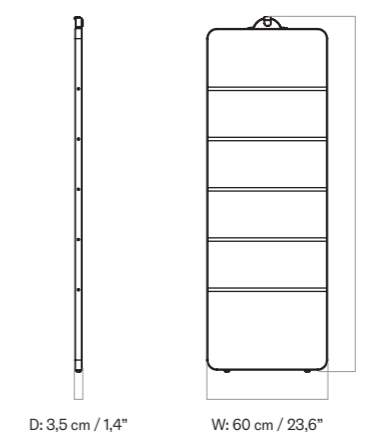
PACKAGING MEASUREMENTS
(H × W × D)
172,5 cm × 61 cm × 4,5 cm /
67,9" × 24" × 1,8"

PRODUCTION PROCESS
Bent steel rod frame with turned solid wood rungs. Powder coating ensures it is suitable for use in wet environments.

COLOUR
Dark ash
Black (RAL 9005)

MATERIALS & MAINTENANCE
Please see page 680 for materials, care and maintenance instructions.

DIMENSIONS
H: 170 cm / 66,9"
W: 60 cm / 23,6"
D: 3,5 cm / 1,4"



PEDAL BINS, 4L/11L
Designed by *Norm Architects*

[BACK TO START](#)

Powder coated steel bin with solar-brushed, soft close stainless steel lid, removable plastic liner and easy-to-clean body. Available in four sizes.

Powder coated steel base



WHITE STEEL



BLACK STEEL

Pedal bin top



SOLAR BRUSHED



STOCK OPTIONS

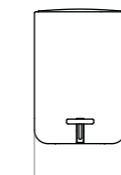
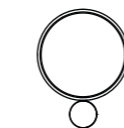
SKU	VARIANT
7604539	PEDAL BIN, 4 L, BLACK STEEL
7611639	PEDAL BIN, 11 L, WHITE STEEL

TECHNICAL SPECIFICATIONS

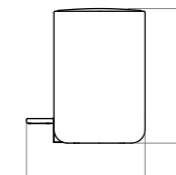
<p>PRODUCT TYPE Pedal bin</p>	<p>WEIGHT 4 L: 3,5 kg / 7,7 lb 11 L: 5,4 kg / 11,9 lb</p>	<p>PACKAGING TYPE Gift box</p>
<p>PRODUCTION PROCESS Rolled steel with welded deep drawn base and lid.</p>	<p>MATERIALS Stainless steel, powder coated steel, plastic, silicone</p>	<p>PACKAGING MEASUREMENTS (H × W × D)</p> <p><i>4 L</i> 39,5 cm × 27,5 cm × 31 cm / 15,6" × 10,8" × 12,2"</p> <p><i>11 L</i> 54 cm × 34,5 cm × 35 cm / 21,3" × 13,6" × 13,8"</p>
<p>DIMENSIONS</p> <p><i>4 L</i> H: 35 cm / 13,8" D: 30,5 cm / 12" Ø: 23,5 cm / 9,25"</p> <p><i>11 L</i> H: 43,5 cm / 17,1" D: 34,5 cm / 13,6" Ø: 27 cm / 10,6"</p>	<p>COLOUR White (RAL 9016), shiny (Gloss 95) Solar brushed stainless steel</p>	<p>MATERIALS & MAINTENANCE Please see page 680 for materials, care and maintenance instructions.</p>

BIN 4 L

BIN 11 L

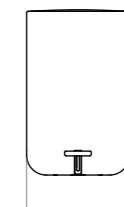
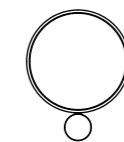


Ø: 23,5 cm / 9,25"

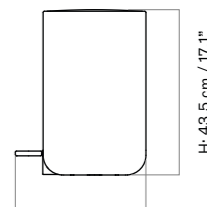


D: 30,5 cm / 12"

H: 35 cm / 13,8"



Ø: 27 cm / 10,6"



D: 34,5 cm / 13,6"

H: 43,5 cm / 17,1"

PEDAL BINS, 20L/30L
Designed by *Norm Architects*

[BACK TO START](#)

Powder coated steel bin with solar-brushed, soft close stainless steel lid, removable plastic liner and easy-to-clean body. Available in four sizes.



Powder coated steel base



WHITE STEEL

Pedal bin top



SOLAR BRUSHED

STOCK OPTIONS

SKU	VARIANT
7620639	PEDAL BIN, 20 L, WHITE STEEL
7630639	PEDAL BIN, 30 L, WHITE STEEL

TECHNICAL SPECIFICATIONS

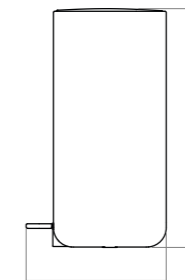
<p>PRODUCT TYPE Pedal bin</p>	<p>WEIGHT 4 L: 3,5 kg / 7,7 lb 11 L: 5,4 kg / 11,9 lb</p>	<p>PACKAGING MEASUREMENTS (H × W × D)</p> <p><i>4 L</i> 39,5 cm × 27,5 cm × 31 cm / 15,6" × 10,8" × 12,2"</p> <p><i>11 L</i> 54 cm × 34,5 cm × 35 cm / 21,3" × 13,6" × 13,8"</p>
<p>PRODUCTION PROCESS Rolled steel with welded deep drawn base and lid.</p>	<p>MATERIALS Stainless steel, powder coated steel, plastic, silicone</p>	<p>MATERIALS & MAINTENANCE Please see page 680 for materials, care and maintenance instructions.</p>
<p>DIMENSIONS</p> <p><i>20 L</i> H: 64 cm / 25,2" D: 37,5 cm / 14,8" Ø: 30,5 cm / 12"</p> <p><i>30 L</i> H: 69 cm / 27,2" D: 40,6 cm / 16" Ø: 33,5 cm / 13,2"</p>	<p>COLOUR Black (RAL 9005), matte White (RAL 9016), shiny (Gloss 95) Solar brushed stainless steel</p>	
	<p>PACKAGING TYPE Gift box</p>	

BIN 20 L

BIN 30 L





Ø: 30,5 cm / 12"

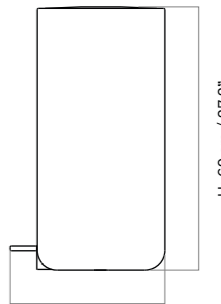


D: 37,5 cm / 14,8"

H: 64 cm / 25,2"



Ø: 33,5 cm / 13,2"



D: 40,6 cm / 16"

H: 69 cm / 27,2"

FLAMELESS CANDLE

 Ignus Flameless Candles [→](#)

OLFACTE SCENTED CANDLE COLLECTION

 Wet Ink [→](#)

 En Passant [→](#)

 Private View [→](#)

 Midnight Soak [→](#)

 Chapter [→](#)

UNSCENTED CANDLE COLLECTION

 Spire Smooth Tapered Candle, Set of 6  [→](#)

 Twist Tapered Candle, Set of 4  [→](#)

IGNUS FLAMELESS CANDLE
Designed by *Audo*

Designed as an alternative to conventional LED candles, these architectural light objects are made from elegant New Bone China, with an integrated LED fitting. The Ignus Flameless Candle has a 3-step dimming function that can be controlled by a push button on the bottom of the candle. The Flameless Candle is battery operated, using re-chargable CR2 batteries (not included).

H8



WHITE
4429639

H15



WHITE
4430639

H20



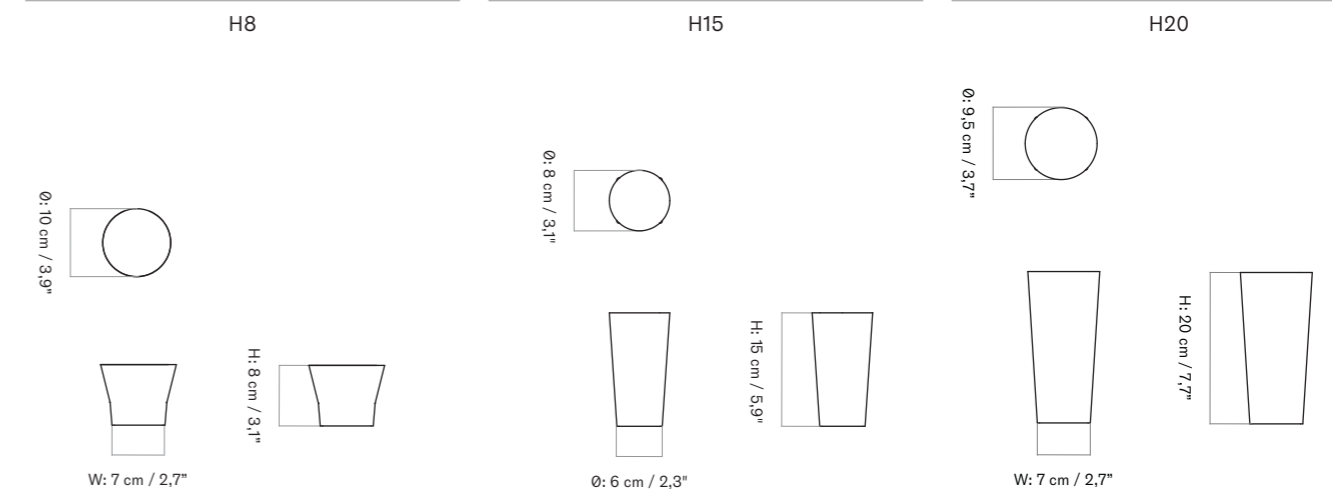
WHITE
4431639

STOCK OPTIONS

SKU	VARIANT
4429639	IGNUS FLAMELESS CANDLE, H8
4430639	IGNUS FLAMELESS CANDLE, H15
4431639	IGNUS FLAMELESS CANDLE, H20

TECHNICAL SPECIFICATIONS

PRODUCT TYPE LED Candle	PRODUCTION PROCESS Slip casted ceramic	PACKAGING TYPE Gift box
COLLI 4	COLOURS White	PACKAGING MEASUREMENTS (H × W × D) <i>H8</i> 12,6 cm × 15 cm × 15 cm / 4,9" × 5,9" × 5,9" <i>H15</i> 19,6 cm × 12 cm × 12 cm / 10,9" × 4,7" × 4,7" <i>H20</i> 24,6 cm × 15 cm × 15 cm / 9,7" × 5,9" × 5,9"
DIMENSIONS <i>H8</i> H: 8 cm / 3,1" Ø: 10 cm / 3,9" <i>H15</i> H: 15 cm / 5,9" Ø: 8 cm / 3,1" <i>H20</i> H: 20 cm / 7,7" Ø: 9,5 cm / 3,7"	MATERIALS New Bone China BATTERIES Rechargeable CR2 batteries are not included WEIGHT H8: 0,211 kg / 0,47 lb H15: 0,24 kg / 0,53 lb H20: 0,383 kg / 0,84 lb	MATERIALS & MAINTENANCE Please see page 680 for materials, care and maintenance instructions.



IGNUS FLAMELESS CANDLE
Designed by *Audo*

Designed as an alternative to conventional LED candles, these architectural light objects are made from elegant New Bone China, with an integrated LED fitting. The Ignus Flameless Candle has a 3-step dimming function that can be controlled by a push button on the bottom of the candle. The Flameless Candle is battery operated, using re-chargable CR2 batteries (not included).

H22,5



WHITE
4432639

H25



WHITE
4433639

H35



WHITE
4434639

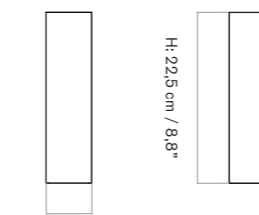
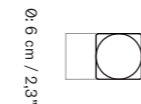
STOCK OPTIONS

SKU	VARIANT
4432639	IGNUS FLAMELESS CANDLE, H22,5
4433639	IGNUS FLAMELESS CANDLE, H25
4434639	IGNUS FLAMELESS CANDLE, H35

TECHNICAL SPECIFICATIONS

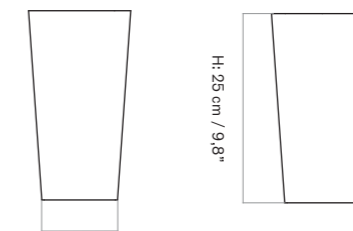
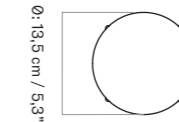
PRODUCT TYPE	PRODUCTION PROCESS	PACKAGING TYPE
LED Candle	Slip Casted Ceramic	Gift box
COLLI	COLOURS	PACKAGING MEASUREMENTS (H × W × D)
H22,5: 4 H25, H: 35: 2	White	H22,5 27,1 cm × 12 cm × 12 cm / 10,6" × 4,7" × 4,7"
DIMENSIONS	MATERIALS	BATTERIES
H22,5 H: 22,5 cm / 8,8" Ø: 6 cm / 2,3"	New Bone China	Rechargeable CR2 batteries are not included
H25 H: 25 cm / 9,8" Ø: 13,5 cm / 5,3"	WEIGHT	H25 29,6 cm × 20 cm × 20 cm / 11,6" × 7,8" × 7,8"
H35 H: 35 cm / 13,7" Ø: 7 cm / 2,7"	H22,5: 0,303 kg / 0,67 lb H25: 0,698 kg / 1,54 lb H35: 0,478 kg / 1,05 lb	H35 39,6 cm × 12 cm × 12 cm / 15,6" × 4,7" × 4,7"
		MATERIALS & MAINTENANCE
		Please see page 680 for materials, care and maintenance instructions.

H22,5



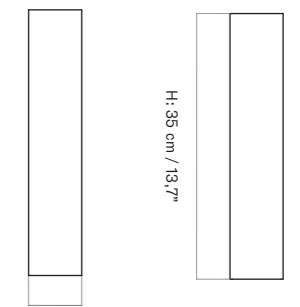
W: 6 cm / 2,3"

H25



W: 10 cm / 3,9"

H35



W: 7 cm / 2,7"

OLFACTE SCENTED CANDLE, WET INK
Designed by *Audo*

[BACK TO START](#)

Designed to clarify the senses and catalyze inspiration, Wet Ink greets with a bouquet of fresh Mint and uplifting Grapefruit. Accompanied by subtle notes of Cedarwood, Amber, and a hint of sweet Cannabis to focus, create, study, or execute the vision.

Each candle is responsibly made using natural essential oils and plant-based wax. Paraben-free & phthalate-free. Made in the USA.



80 gr / 2.8 oz



WET INK
3201049

235 gr / 8.3 oz



WET INK
3200049

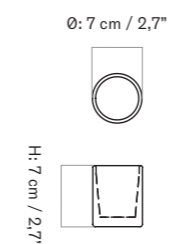
STOCK OPTIONS

SKU	VARIANT
3201049	OLFACTE SCENTED CANDLE, WET INK, 80 GR/2.8OZ, VOTIVE CANDLE
3200049	OLFACTE SCENTED CANDLE, WET INK, 235 GR/8.3OZ, POURED GLASS CANDLE

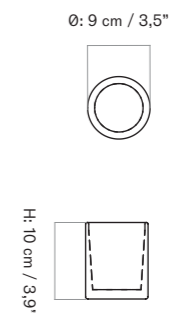
TECHNICAL SPECIFICATIONS

PRODUCT TYPE Candle	COLOURS Smoked glass Off white	PACKAGING TYPE Gift box
COLLI 80 gr / 2.8 oz: 8 235 gr / 8.3 oz: 6	MATERIALS Soy blend wax, glass, cotton wick	PACKAGING MEASUREMENTS (H x W x D) 80 gr / 2.8 oz 7,3 cm x 7,3 cm x 7,3 cm / 2,9" x 2,9" x 2,9" 235 gr / 8.3 oz 9,37 cm x 9,33 cm x 10,48 cm / 3,68" x 3,67" x 4,12"
DIMENSIONS 80 gr / 2.8 oz H: 7 cm / 2,7" Ø: 7 cm / 2,7" 235 gr / 8.3 oz H: 10 cm / 3,9" Ø: 9 cm / 3,5"	SCENT NOTES Top note: Juniper Berry, Cypress, Grapefruit, Fresh Mint Mid note: Cedarwood, Sage, Passionfruit Base note: Cannabis, Amber, Vetiver	MATERIALS & MAINTENANCE Please see page 680 for materials, care and maintenance instructions.
PRODUCTION PROCESS Poured wax in machine made glass container	WEIGHT 80 gr / 2.8 oz: 0,349 kg / 0,77 lb 235 gr / 8.3 oz: 0,821 kg / 1,81 lb	

80 GR / 2.8 OZ



235 GR / 8.3 OZ



OLFACTE SCENTED CANDLE, EN PASSANT
Designed by *Audo*

[BACK TO START](#)

“En Passant” simply means “in passing”. A moment in time, like a stroll through the garden after a fresh spring rain. This purifying, floral scent invites you to stop and smell the Hyacinth, Jasmine Petals, and Geranium. The scent completes with grounding arboreal notes of Wild Moss and Cedarwood.

Each candle is responsibly made using natural essential oils and plant-based wax. Paraben-free & phthalate-free. Made in the USA.



80 gr / 2.8 oz



EN PASSANT
3201039

235 gr / 8.3 oz



EN PASSANT
3200039

STOCK OPTIONS

SKU	VARIANT
3201039	OLFACTE SCENTED CANDLE, EN PASSANT, 80 GR/2.8OZZ, VOTIVE CANDLE
3200039	OLFACTE SCENTED CANDLE, EN PASSANT, 235 GR/8.3OZ, POURED GLASS CANDLE

TECHNICAL SPECIFICATIONS

PRODUCT TYPE
Candle

COLOURS
Smoked glass
Off white

PACKAGING TYPE
Gift box

COLLI
80 gr / 2.8 oz: 8
235 gr / 8.3 oz: 6

MATERIALS
Soy blend wax, glass, cotton wick

PACKAGING MEASUREMENTS
(H x W x D)

80 gr / 2.8 oz
7,3 cm x 7,3 cm x 7,3 cm /
2,9" x 2,9" x 2,9"

DIMENSIONS

SCENT NOTES
Top note: Grapefruit, Eucalyptus, Ginger
Mid note: Lavandin Super, Jasmine Petals, Hyacinth
Base note: Geranium, Wild Moss, Cedarwood

235 gr / 8.3 oz
9,37 cm x 9,33 cm x 10,48 cm /
3,68" x 3,67" x 4,12"

80 gr / 2.8 oz
H: 7 cm / 2,7"
Ø: 7 cm / 2,7"

235 gr / 8.3 oz
H: 10 cm / 3,9"
Ø: 9 cm / 3,5"

WEIGHT
80 gr / 2.8 oz: 0,349 kg / 0,77 lb
235 gr / 8.3 oz: 0,821 kg / 1,81 lb

MATERIALS & MAINTENANCE
Please see page 680 for materials, care and maintenance instructions.

PRODUCTION PROCESS
Poured wax in machine made glass container

80 GR / 2.8 OZ

Ø: 7 cm / 2,7"



H: 7 cm / 2,7"



235 GR / 8.3 OZ

Ø: 9 cm / 3,5"



H: 10 cm / 3,9"



OLFACTE SCENTED CANDLE, PRIVATE VIEW
Designed by *Audo*

[BACK TO START](#)

This romantic scent is designed for our most intimate quarters. Private View strikes connection: mind, body, and desire. Mandarin Zest meets a veil of smoky Palo Santo and earthy Vetiver, layered with grounding Leather and delicate Vanilla undertones.

Each candle is responsibly made using natural essential oils and plant-based wax. Paraben-free & phthalate-free. Made in the USA.



80 gr / 2.8 oz



PRIVATE VIEW
3201029

235 gr / 8.3 oz



PRIVATE VIEW
3200029

428 gr / 15.1 oz



PRIVATE VIEW
3202029

STOCK OPTIONS

SKU	VARIANT
3201029	OLFACTE SCENTED CANDLE, PRIVATE VIEW, 80 GR/2.8OZ, VOTIVE CANDLE
3200029	OLFACTE SCENTED CANDLE, PRIVATE VIEW, 235 GR/8.3OZ, POURED GLASS CANDLE
3202029	OLFACTE SCENTED CANDLE, PRIVATE VIEW, 428 GR/15.1OZ, STATEMENT CANDLE

TECHNICAL SPECIFICATIONS

PRODUCT TYPE
Candle

COLLI
80 gr / 2.8 oz: 8
235 gr / 8.3 oz: 6
428 gr / 15.1 oz: 2

DIMENSIONS

80 gr / 2.8 oz
H: 7 cm / 2,7"
Ø: 7 cm / 2,7"

235 gr / 8.3 oz
H: 10 cm / 3,9"
Ø: 9 cm / 3,5"

428 gr / 15.1 oz
H: 5,5 cm / 2,1"
Ø: 18 cm / 7"

PRODUCTION PROCESS
Poured wax in machine made glass container

COLOURS
Smoked glass
Off white

MATERIALS
Soy blend wax, glass, cotton wick

SCENT NOTES
Top note: Eucalyptus, Mandarin Zest
Mid note: Patchouli, Vetiver, Cypress
Base note: Hint of Leather, Palo Santo, Vanilla, Cedarwood

WEIGHT
80 gr / 2.8 oz: 0,349 kg / 0,77 lb
235 gr / 8.3 oz: 0,821 kg / 1,81 lb
428 gr / 15.1 oz: 1,257 kg / 2,77 lb

PACKAGING TYPE
Gift box

PACKAGING MEASUREMENTS
(H x W x D)

80 gr / 2.8 oz
7,3 cm x 7,3 cm x 7,3 cm /
2,9" x 2,9" x 2,9"

235 gr / 8.3 oz
9,37 cm x 9,33 cm x 10,48 cm /
3,68" x 3,67" x 4,12"

428 gr / 15.1 oz
6,03 cm x 18,1 cm x 18,1 cm /
2,37" x 7,1" x 7,1"

MATERIALS & MAINTENANCE
Please see page 680 for materials, care and maintenance instructions.

80 GR / 2.8 OZ

235 GR / 8.3 OZ

428 GR / 15.1 OZ

Ø: 7 cm / 2,7"



H: 7 cm / 2,7"



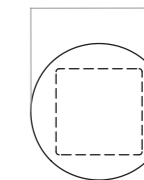
Ø: 9 cm / 3,5"



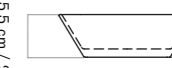
H: 10 cm / 3,9"



Ø: 18 cm / 7"



H: 5,5 cm / 2,1"



OLFACTE SCENTED CANDLE, MIDNIGHT SOAK
Designed by *Audo*

[BACK TO START](#)

Bathe in luxurious Fig, herbaceous Lavandin Grosso, and Bitter Orange– a deeply relaxing combination that elicits a state of calm. As all falls quiet, sink into a sensuous secondary layer of fresh Rose Petals, White Musk and Moss.

Each candle is responsibly made using natural essential oils and plant-based wax. Paraben-free & phthalate-free. Made in the USA.



80 gr / 2.8 oz



MIDNIGHT SOAK
3201019

235 gr / 8.3 oz



MIDNIGHT SOAK
3200019

428 gr / 15.1 oz



MIDNIGHT SOAK
3202019

STOCK OPTIONS

SKU	VARIANT
3201019	OLFACTE SCENTED CANDLE, MIDNIGHT SOAK, 80 GR/2.8OZ, VOTIVE CANDLE
3200019	OLFACTE SCENTED CANDLE, MIDNIGHT SOAK, 235 GR/8.3OZ, POURED GLASS CANDLE
3202019	OLFACTE SCENTED CANDLE, MIDNIGHT SOAK, 428 GR/15.1OZ, STATEMENT CANDLE

TECHNICAL SPECIFICATIONS

PRODUCT TYPE
Candle

COLLI
80 gr / 2.8 oz: 8
235 gr / 8.3 oz: 6
428 gr / 15.1 oz: 2

DIMENSIONS

80 gr / 2.8 oz
H: 7 cm / 2,7"
Ø: 7 cm / 2,7"

235 gr / 8.3 oz
H: 10 cm / 3,9"
Ø: 9 cm / 3,5"

428 gr / 15.1 oz
H: 5,5 cm / 2,1"
Ø: 18 cm / 7"

PRODUCTION PROCESS
Poured wax in machine made glass container

COLOURS
Smoked glass
Off white

MATERIALS
Soy blend wax, glass, cotton wick

SCENT NOTES
Top note: Bitter Orange, Lavandin Grosso, Fig
Middle note: Geranium, Rose Petals, Hay
Base note: Cedarwood, Moss, White Musk

WEIGHT
80 gr / 2.8 oz: 0,349 kg / 0,77 lb
235 gr / 8.3 oz: 0,821 kg / 1,81 lb
428 gr / 15.1 oz: 1,257 kg / 2,77 lb

PACKAGING TYPE
Gift box

PACKAGING MEASUREMENTS
(H x W x D)

80 gr / 2.8 oz
7,3 cm x 7,3 cm x 7,3 cm /
2,9" x 2,9" x 2,9"

235 gr / 8.3 oz
9,37 cm x 9,33 cm x 10,48 cm /
3,68" x 3,67" x 4,12"

428 gr / 15.1 oz
6,03 cm x 18,1 cm x 18,1 cm /
2,37" x 7,1" x 7,1"

MATERIALS & MAINTENANCE
Please see page 680 for materials, care and maintenance instructions.

80 GR / 2.8 OZ

235 GR / 8.3 OZ

428 GR / 15.1 OZ

Ø: 7 cm / 2,7"



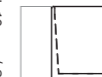
H: 7 cm / 2,7"



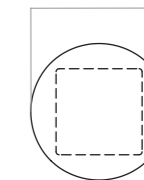
Ø: 9 cm / 3,5"



H: 10 cm / 3,9"



Ø: 18 cm / 7"



H: 5,5 cm / 2,1"



OLFACTE SCENTED CANDLE, CHAPTER
Designed by *Audo*

[BACK TO START](#)

Chapter presents a balanced composition to start the day, set the mood by nightfall, or make a moment in between. Top notes of Japanese Hinoki Wood, Lemon and Cardamom are rooted by the splendor of Sequoia, Patchouli, and a delicate Amber base.

Each candle is responsibly made using natural essential oils and plant-based wax. Paraben-free & phthalate-free. Made in the USA.



80 gr / 2.8 oz



CHAPTER
3201009

235 gr / 8.3 oz



CHAPTER
3200009

428 gr / 15.1 oz



CHAPTER
3202009

STOCK OPTIONS

SKU	VARIANT
3201009	OLFACTE SCENTED CANDLE, CHAPTER, 80 GR/2.8OZ, VOTIVE CANDLE
3200009	OLFACTE SCENTED CANDLE, CHAPTER, 235 GR/8.3OZ, POURED GLASS CANDLE
3202009	OLFACTE SCENTED CANDLE, CHAPTER, 428 GR/15.1OZ, STATEMENT CANDLE

TECHNICAL SPECIFICATIONS

PRODUCT TYPE
Candle

COLLI
80 gr / 2.8 oz: 8
235 gr / 8.3 oz: 6
428 gr / 15.1 oz: 2

DIMENSIONS

80 gr / 2.8 oz
H: 7 cm / 2,7"
Ø: 7 cm / 2,7"

235 gr / 8.3 oz
H: 10 cm / 3,9"
Ø: 9 cm / 3,5"

428 gr / 15.1 oz
H: 5,5 cm / 2,1"
Ø: 18 cm / 7"

PRODUCTION PROCESS
Poured wax in machine made glass container

COLOURS
Smoked glass
Off white

MATERIALS
Soy blend wax, glass, cotton wick

SCENT NOTES
Top note: Lemon Zest, Hinoki wood, touch of Cardamom
Middle note: Patchouli, Sequoia
Base note: Cedarwood, Amber, Musk

WEIGHT
80 gr / 2.8 oz: 0,349 kg / 0,77 lb
235 gr / 8.3 oz: 0,821 kg / 1,81 lb
428 gr / 15.1 oz: 1,257 kg / 2,77 lb

PACKAGING TYPE
Gift box

PACKAGING MEASUREMENTS
(H x W x D)

80 gr / 2.8 oz
7,3 cm x 7,3 cm x 7,3 cm /
2,9" x 2,9" x 2,9"

235 gr / 8.3 oz
9,37 cm x 9,33 cm x 10,48 cm /
3,68" x 3,67" x 4,12"

428 gr / 15.1 oz
6,03 cm x 18,1 cm x 18,1 cm /
2,37" x 7,1" x 7,1"

MATERIALS & MAINTENANCE
Please see page 680 for materials, care and maintenance instructions.

80 GR / 2.8 OZ

235 GR / 8.3 OZ

428 GR / 15.1 OZ

Ø: 7 cm / 2,7"



H: 7 cm / 2,7"



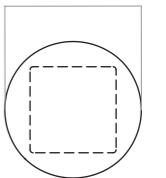
Ø: 9 cm / 3,5"



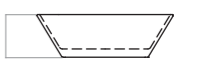
H: 10 cm / 3,9"



Ø: 18 cm / 7"



H: 5,5 cm / 2,1"



SPIRE SMOOTH TAPERED CANDLE, SET OF 6
Designed by *Audo*

Elegant and ambient, the Spire Candle is a new take on the classic votive, elevating any setting with its elongated, tapered form. Made with consideration from a mix of paraffin and plant-based wax and available in a set of six, the unscented design is offered in three different colourways: Neutral, Ochre and Ivory.



NEUTRAL
3101449



IVORY
3101649



OCHRE
3101859

STOCK OPTIONS

SKU	VARIANT
3101449	SPIRE SMOOTH TAPERED CANDLE, H38, NEUTRAL, SET OF 6 (NEW)
3101649	SPIRE SMOOTH TAPERED CANDLE, H38, IVORY, SET OF 6 (NEW)
3101859	SPIRE SMOOTH TAPERED CANDLE, H38, OCHRE, SET OF 6 (NEW)

TECHNICAL SPECIFICATIONS

PRODUCT TYPE
Candle

COLLI
6

ENVIRONMENT
Indoor

DIMENSIONS
H: 38 cm / 14,9"
Ø: 2,4 cm / 0,9"

PRODUCTION PROCESS
Moulded wax

COLOUR
Neutral
Ivory
Ochre

MATERIALS
30 % Palm wax and 70 % Paraffin wax


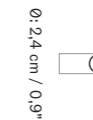
CANDLE BURN TIME
10 hours

WEIGHT
0,516 kg / 1,14 lb

PACKAGING TYPE
Gift box

PACKAGING MEASUREMENTS
(H × W × D)
39,2 cm × 8,6 cm × 5,8 cm /
15,4" × 3,3" × 2,3"

MATERIALS & MAINTENANCE
Please see page 680 for materials, care and maintenance instructions.



TWIST TAPERED CANDLE, SET OF 4
Designed by *Audo*

Emitting a warm glow when lit, Twist is a new rendition of traditional taper candles. Shaped into an architectural form, the winding silhouette adds a fresh and modern feel to spaces. Made from a mix of paraffin and plant-based wax, Twist is available in a four-piece set in Neutral, Warm or Ivory.



NEUTRAL
3100449



IVORY
3100649



WARM
3100849

STOCK OPTIONS

SKU	VARIANT
3100449	TWIST TAPERED CANDLE, H30, NEUTRAL, SET OF 4 (NEW)
3100649	TWIST TAPERED CANDLE, H30, IVORY, SET OF 4 (NEW)
3100849	TWIST TAPERED CANDLE, H30, WARM, SET OF 4 (NEW)

TECHNICAL SPECIFICATIONS

PRODUCT TYPE Candle	PRODUCTION PROCESS Moulded wax	WEIGHT 0,316 kg / 0,7 lb
COLLI 6	COLOUR Neutral Ivory Warm	PACKAGING TYPE Gift box
ENVIRONMENT Indoor	MATERIALS 30% palm wax and 70% paraffin wax	PACKAGING MEASUREMENTS (H x W x D) 30,3 cm x 8,7 cm x 2,4 cm / 11,9" x 3,4" x 0,9"
DIMENSIONS H: 30 cm / 11,8" Ø: 2,4 cm / 0,9"	CANDLE BURN TIME 10 hours	MATERIALS & MAINTENANCE Please see page 680 for materials, care and maintenance instructions.



 Interconnect Candle Holder →

 Duca Candle Holder →

 Umanoff Candle Holder →

 Flambeau Candle Holder Wall →

 Flambeau Candle Holder Table →

 Clip Candle Holder Wall →

 Clip Candle Holder Table →

 Clip Candle Care Kit →

 Light'in →



INTERCONNECT CANDLE HOLDER
Designed by *Colin King Studio*

[BACK TO START](#)

A sphere, an angle and a line meet on the Interconnect Candle Holder, a bold and illuminating centrepiece of exaggerated proportions. Available in polished brass or painted steel, it goes beyond its intended use to function as a sculpture.



BLACK STEEL
4709539



POLISHED BRASS
4709839

STOCK OPTIONS

SKU	VARIANT
4709539	INTERCONNECT CANDLE HOLDER, BLACK
4709839	INTERCONNECT CANDLE HOLDER, POLISHED BRASS

TECHNICAL SPECIFICATIONS

PRODUCT TYPE
Candle holder

COLOURS
Black (RAL 9005)
Brass

PACKAGING TYPE
Gift box

COLLI
2

GLOSS
Gloss 10-20

PACKAGING MEASUREMENTS
(H x W x D)
40 cm x 86 cm x 16,5 cm /
15,7" x 33,9" x 6,5"

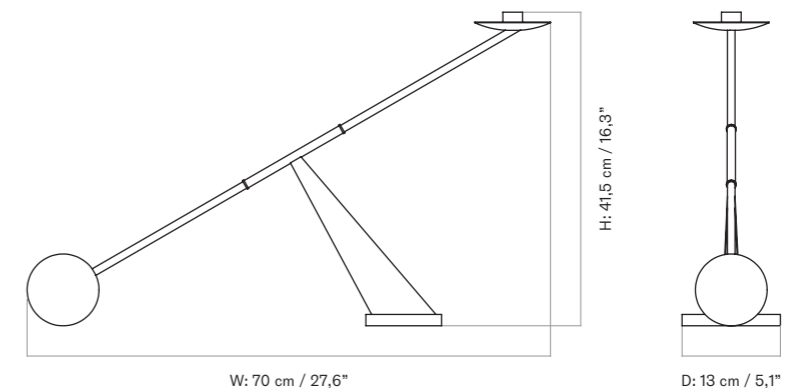
DIMENSIONS
H: 41,5 cm / 16,3"
W: 70 cm / 27,6"
D: 13 cm / 5,1"

MATERIALS
Brass or painted steel

MATERIALS & MAINTENANCE
Please see page 680 for materials, care and maintenance instructions.

PRODUCTION PROCESS
The candle holder is made connecting rods, stamping, and cut components in either in solid brass or painted steel.

WEIGHT
Steel: 2,04 kg / 4,5 lb
Brass: 2,28 kg / 5 lb



DUCA CANDLE HOLDER

Designed by *Krøyer-Sætter-Lassen*

Set on a circular base in painted steel, polished or bronzed solid brass, the Duca Candle Holder is detailed with rattan around the stem. A small screw on the side of the design allows the user to adjust the height – extending or shortening the telescopic stick to the desired effect.



BRONZED BRASS
4708859



POLISHED BRASS
4708839



OLIVE GREEN
4708429

STOCK OPTIONS

SKU	VARIANT
4708859	DUCA CANDLE HOLDER, BRONZED BRASS
4708839	DUCA CANDLE HOLDER, POLISHED BRASS
4708429	DUCA CANDLE HOLDER, OLIVE GREEN

TECHNICAL SPECIFICATIONS

PRODUCT TYPE
Candle holder

COLLI
4

DIMENSIONS
H: 16,5 cm to 24 cm / 6,4" to 9,4"
Ø: 8 cm / 3,1"

PRODUCTION PROCESS
The candleholder stem is made from solid brass rods and machine-cut parts or painted steel and aluminium. Rattan is handwoven onto the stem.

COLOURS
Polished brass
Bronzed brass
Olive green (Pantone 5763 C)

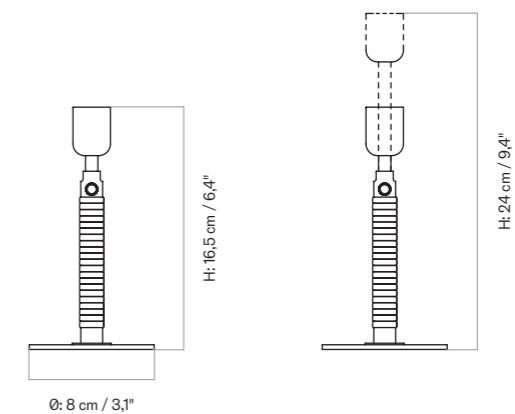
MATERIALS
Lacquered polished brass, waxed bronzed brass or painted steel, aluminium and rattan

WEIGHT
0,3 kg / 0,7 lb

PACKAGING TYPE
Gift box

PACKAGING MEASUREMENTS
(H × W × D)
17 cm × 8,6 cm × 8,6 cm /
6,7" × 3,4" × 3,4"

MATERIALS & MAINTENANCE
Please see page 680 for materials, care and maintenance instructions.





UMANOFF CANDLE HOLDER
Designed by *Arthur Umanoff*

[BACK TO START](#)

The sleek shape of the Umanoff Candle Holder is crafted from solid walnut, tapered to a point, and suspended from a polished brass frame that will patinate beautifully over time. Designed to hold a single candle, its characterful silhouette brings personality wherever it is placed.



POLISHED BRASS / WALNUT
4653879

STOCK OPTIONS

SKU	VARIANT
4653879	UMANOFF CANDLE HOLDER, POLISHED BRASS / WALNUT

TECHNICAL SPECIFICATIONS

PRODUCT TYPE
Candle holder

COLLI
4

DIMENSIONS
H: 20,1 cm / 7,9"
W: 9,7 cm / 3,8"
D: 6,5 cm / 2,6"

PRODUCTION PROCESS
Silver soldered solid brass rods and solid turned walnut.

COLOURS
Walnut / Brass

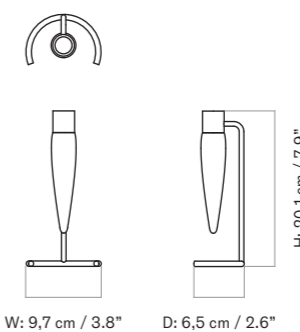
MATERIALS
Solid brass and solid walnut

WEIGHT
0,2 kg / 0,44 lb

PACKAGING TYPE
Gift box

PACKAGING MEASUREMENTS
(H x W x D)
17,2 cm x 8,6 cm x 8,6 cm /
6,8" x 3,4" x 3,4"

MATERIALS & MAINTENANCE
Please see page 680 for materials, care and maintenance instructions.





FLAMBEAU CANDLE HOLDER, WALL
Designed by Krøyer-Sætter-Lassen

Inspired by French modernist lighting fixtures and designed to resemble a flickering flame, Flambeau is a sculptural design with playful presence. The metal backplate magnifies and reflects candlelight to create intriguing shadows and beautiful ambience.

H34



BRONZED BRASS / GREY
4807859

BLACK / POLISHED BRASS
4807539

H40



BRONZED BRASS / GREY
4805859

BLACK / POLISHED BRASS
4805539

STOCK OPTIONS

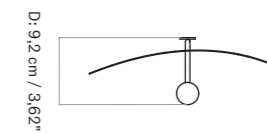
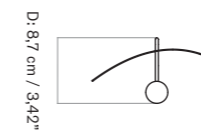
SKU	VARIANT
4807859	FLAMBEAU CANDLE HOLDER, WALL, H34, BRONZED BRASS / GREY
4807539	FLAMBEAU CANDLE HOLDER, WALL, H34, BLACK / POLISHED BRASS
4805859	FLAMBEAU CANDLE HOLDER, WALL, H40, BRONZED BRASS / GREY
4805539	FLAMBEAU CANDLE HOLDER, WALL, H40, BLACK / POLISHED BRASS

TECHNICAL SPECIFICATIONS

<p>PRODUCT TYPE Candle holder</p>	<p>COLOURS Black (RAL 9005) / Polished brass Bronzed brass / Grey (Pantone Warm Grey 3)</p>	<p>PACKAGING TYPE Gift box</p>		
<p>COLLI 2</p>	<p>GLOSS Black: Gloss 10-20 Grey: Gloss 40-50</p>	<p>PACKAGING MEASUREMENTS (H × W × D)</p> <p><i>H34</i> 9 cm × 12,5 cm × 37 cm / 3,5" × 4,9" × 14,6"</p> <p><i>H40</i> 27,5 cm × 10,5 cm × 45,5 cm / 10,9" × 4,1" × 17,9"</p>		
<p>DIMENSIONS</p> <table border="0"> <tr> <td><i>H34</i> H: 34 cm / 13,4" W: 16,5 cm / 6,49" D: 8,7 cm / 3,42"</td> <td><i>H40</i> H: 40 cm / 15,75" W: 16,5 cm / 6,49" D: 9,2 cm / 3,62"</td> </tr> </table>	<i>H34</i> H: 34 cm / 13,4" W: 16,5 cm / 6,49" D: 8,7 cm / 3,42"	<i>H40</i> H: 40 cm / 15,75" W: 16,5 cm / 6,49" D: 9,2 cm / 3,62"	<p>MATERIALS Steel, brass</p>	<p>MATERIALS & MAINTENANCE Please see page 680 for materials, care and maintenance instructions.</p>
<i>H34</i> H: 34 cm / 13,4" W: 16,5 cm / 6,49" D: 8,7 cm / 3,42"	<i>H40</i> H: 40 cm / 15,75" W: 16,5 cm / 6,49" D: 9,2 cm / 3,62"			
<p>PRODUCTION PROCESS CNC cut and rolled metal sheets as shade with welded wire and machine cut components.</p>	<p>WEIGHT H34: 0,44 kg / 0,97 lb H40: 0,76 kg / 1,68 lb</p>			

H34

H40

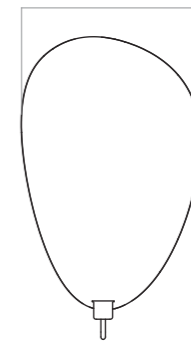


W: 16,5 cm / 6,49"

W: 16,5 cm / 6,49"



H: 34 cm / 13,4"



H: 40 cm / 15,75"



FLAMBEAU CANDLE HOLDER, TABLE
Designed by Krøyer-Sætter-Lassen

BACK TO START

Inspired by French modernist lighting fixtures and designed to resemble a flickering flame, Flambeau is a sculptural design with playful presence. The metal backplate magnifies and reflects candlelight to create intriguing shadows and beautiful ambience.

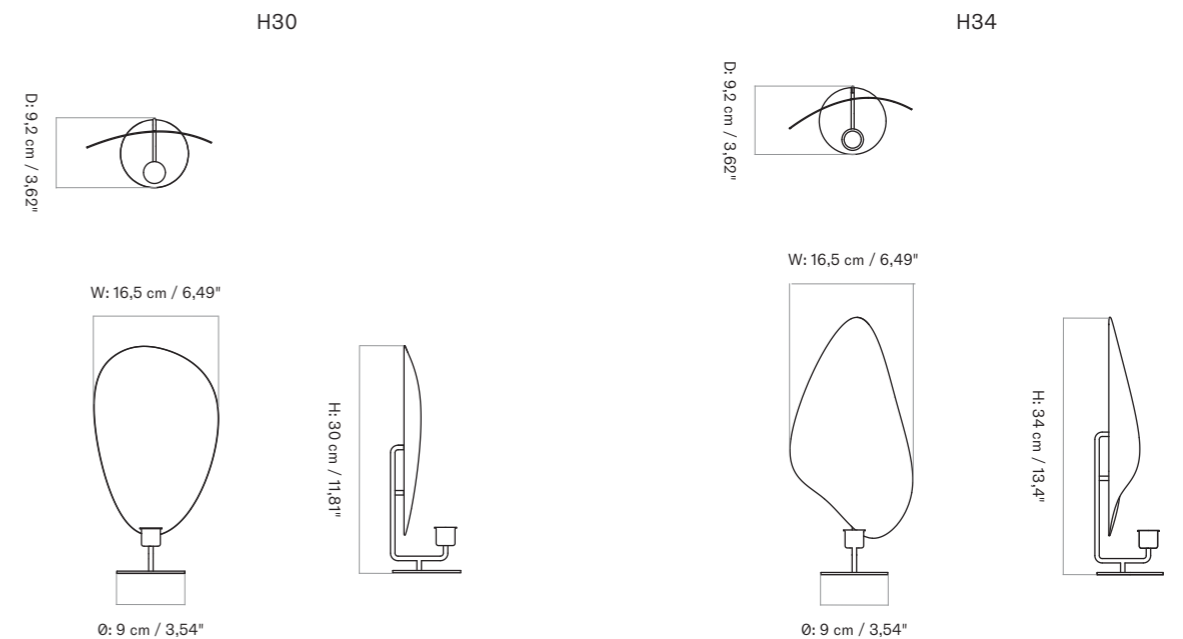


STOCK OPTIONS

SKU	VARIANT
4804859	FLAMBEAU CANDLE HOLDER, TABLE, H30, BRONZED BRASS / GREY
4804539	FLAMBEAU CANDLE HOLDER, TABLE, H30, BLACK / POLISHED BRASS
4803859	FLAMBEAU CANDLE HOLDER, TABLE, H34, BRONZED BRASS / GREY
4803539	FLAMBEAU CANDLE HOLDER, TABLE, H34, BLACK / POLISHED BRASS

TECHNICAL SPECIFICATIONS

<p>PRODUCT TYPE Candle holder</p>	<p>COLOURS Black (RAL 9005) / Polished brass Bronzed brass / Grey (Pantone Warm Grey 3)</p>	<p>PACKAGING TYPE Gift box</p>		
<p>COLLI 2</p>	<p>GLOSS Black: Gloss 10-20 Grey: Gloss 40-50</p>	<p>PACKAGING MEASUREMENTS (H × W × D)</p> <p><i>H30</i> 18,5 cm × 12,5 cm × 33,5 cm / 7,3" × 4,9" × 13,2"</p> <p><i>H34</i> 18,5 cm × 12,5 cm × 38,5 cm / 7,3" × 4,9" × 15,1"</p>		
<p>DIMENSIONS</p> <table style="width: 100%; border: none;"> <tr> <td style="width: 50%;"><i>H30</i> H: 30 cm / 11,81" W: 16,5 cm / 6,49" D: 9,2 cm / 3,62"</td> <td style="width: 50%;"><i>H34</i> H: 34 cm / 13,4" W: 16,5 cm / 6,49" D: 9,2 cm / 3,62"</td> </tr> </table>	<i>H30</i> H: 30 cm / 11,81" W: 16,5 cm / 6,49" D: 9,2 cm / 3,62"	<i>H34</i> H: 34 cm / 13,4" W: 16,5 cm / 6,49" D: 9,2 cm / 3,62"	<p>MATERIALS Steel, brass</p>	<p>MATERIALS & MAINTENANCE Please see page 680 for materials, care and maintenance instructions.</p>
<i>H30</i> H: 30 cm / 11,81" W: 16,5 cm / 6,49" D: 9,2 cm / 3,62"	<i>H34</i> H: 34 cm / 13,4" W: 16,5 cm / 6,49" D: 9,2 cm / 3,62"			
<p>PRODUCTION PROCESS CNC cut and rolled metal sheets as shade with welded wire and machine cut components.</p>	<p>WEIGHT H30: 0,568 kg / 1,25 lb H34: 0,57 kg / 1,26 lb</p>			





CLIP CANDLE HOLDER, WALL

Designed by *Audo*

[BACK TO START](#)

Inspired by medieval candle holders, the Clip Candle Holder explores a balance of form. The candle dish rests effortlessly in equilibrium upon its thin metal supports and captures any potential drips.

H20



BLACK
4808539



BRASS
4808839

H34



BLACK
4809539



BRASS
4809839

STOCK OPTIONS

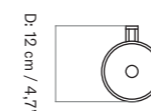
SKU	VARIANT
4808539	CLIP TEALIGHT CANDLE HOLDER, WALL, H20, BLACK
4808839	CLIP TEALIGHT CANDLE HOLDER, WALL, H20, BRASS
4809539	CLIP CANDLE HOLDER, WALL, H34, BLACK
4809839	CLIP CANDLE HOLDER, WALL, H34, BRASS

TECHNICAL SPECIFICATIONS

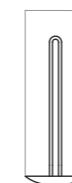
PRODUCT TYPE Candle holder	COLOURS Black (RAL 9005) Brass	PACKAGING MEASUREMENTS (H × W × D) <i>H20</i> 20,5 cm × 8,5 cm × 10,5 cm / 8" × 3,3" × 4,1" <i>H34</i> 34,5 cm × 8,5 cm × 11 cm / 13,5" × 3,3" × 4,3"
COLLI 4	MATERIALS Brass or steel	MATERIALS & MAINTENANCE Please see page 680 for materials, care and maintenance instructions.
DIMENSIONS <i>H20</i> H: 20 cm / 7,8" W: 10 cm / 3,9" D: 12 cm / 4,7" <i>H34</i> H: 34 cm / 13,4" W: 10 cm / 3,9" D: 12 cm / 4,7"	WEIGHT H20: 0,12 kg / 0,26 lb H34: 0,164 kg / 0,36 lb	
PRODUCTION PROCESS Machine cut square wire, bend and welded with stamped components.		PACKAGING TYPE Gift box

H20

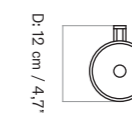
H34



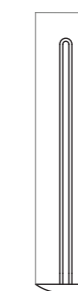
W: 10 cm / 3,9"



H: 20 cm / 7,8"



W: 10 cm / 3,9"



H: 34 cm / 13,4"





CLIP CANDLE HOLDER, TABLE
Designed by *Audo*

[BACK TO START](#)

Inspired by medieval candle holders, the Clip Candle Holder explores a balance of form. The candle dish rests effortlessly in equilibrium upon its thin metal supports and captures any potential drips.

H20



BLACK
4823539



BRASS
4823839

H34



BLACK
4818539



BRASS
4818839

STOCK OPTIONS

SKU	VARIANT
4823539	CLIP CANDLE HOLDER, TABLE, H5, BLACK
4823839	CLIP CANDLE HOLDER, TABLE, H5, BRASS
4818539	CLIP CANDLE HOLDER, TABLE, H5, 3-ARM, BLACK
4818839	CLIP CANDLE HOLDER, TABLE, H5, 3-ARM, BRASS

TECHNICAL SPECIFICATIONS

PRODUCT TYPE
Candle holder

COLLI
H5: 4
H5, 3-arm: 2

DIMENSIONS

H5
H: 5 cm / 1,9"
W: 10 cm / 3,9"
D: 12 cm / 4,7"

H5, 3-arm
H: 5 cm / 1,9"
W: 28,5 cm / 11,29"
D: 10 cm / 3,9"

PRODUCTION PROCESS
Machine cut square wire, bend and welded with stamped components.

COLOURS
Black (RAL 9005)
Brass

MATERIALS
Brass or steel

WEIGHT
H5: 0.14 kg / 0,31 lb
H5, 3-arm: 0.328 kg / 0,72 lb

PACKAGING TYPE
Gift box

PACKAGING MEASUREMENTS
(H × W × D)

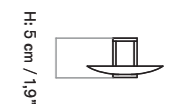
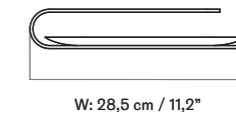
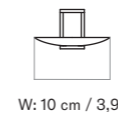
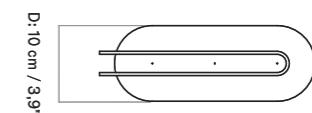
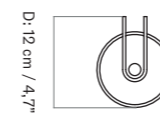
H5
6 cm × 10,5 cm × 12,5 cm /
2,3" × 4,1" × 4,9"

H5, 3-arm
5,5 cm × 10 cm × 25,5 cm /
3,9" × 3,3" × 10"

MATERIALS & MAINTENANCE
Please see page 680 for materials, care and maintenance instructions.

H5

H5, 3-ARM





CLIP CANDLE CARE KIT
Designed by *Audo*

[BACK TO START](#)

The Clip Candle Care Kit includes a snuffer for extinguishing candles, a wick trimmer and a tweezer for removing burnt wick from your candle.



BLACK
4824539



BRASS
4824839

STOCK OPTIONS

SKU	VARIANT
4824539	CLIP CANDLE, CARE KIT, BLACK
4824839	CLIP CANDLE, CARE KIT, BRASS

TECHNICAL SPECIFICATIONS

PRODUCT TYPE
Candle Kit

COLOURS
Black (RAL 9005)
Brass

PACKAGING TYPE
Gift box

COLLI
4

MATERIALS
Brass, Steel, PVD plating

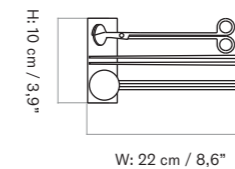
PACKAGING MEASUREMENTS
(H × W × D)
6 cm × 26 cm × 18 cm /
2.3" × 10.2" × 7"

DIMENSIONS
H: 10 cm / 3.9"
W: 22 cm / 8.6"

WEIGHT
0,304 kg / 0,67 lb

MATERIALS & MAINTENANCE
Please see page 680 for materials, care and maintenance instructions.

PRODUCTION PROCESS
Machine cut square wire, bend and welded with stamped components.





LIGHT'IN
Designed by Søren Lassen

[BACK TO START](#)

A beautiful edition to the Audo collection:
A both decorative and functional lantern.
Suitable for both indoor and outdoor use to
give a warm and glowing atmosphere.

Small



BLACK
BL25003

Medium



BLACK
BL25002

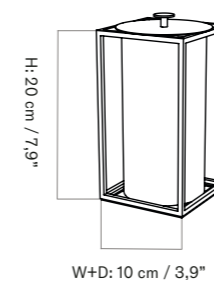
STOCK OPTIONS

SKU	VARIANT
BL25003	LIGHTIN, SMALL, BLACK
BL25002	LIGHTIN, MEDIUM, BLACK

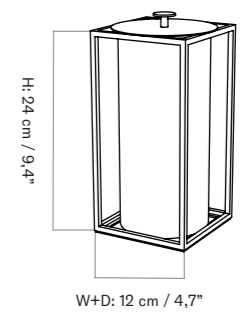
TECHNICAL SPECIFICATIONS

PRODUCT TYPE Candle Holder	PRODUCTION PROCESS The frame is casted with zinc and afterwards shot blasted before powder coated. The candleholder is made from glass.	PACKAGING TYPE Gift box
COLLI 2	COLOUR Black (RAL 9005)	PACKAGING MEASUREMENTS (H × W × D) <i>Small</i> 20 cm × 10 cm × 20 cm / 7,9" × 3,9" × 7,9"
ENVIRONMENT Indoor	MATERIALS Steel, glass	<i>Medium</i> 25,5 cm × 13,3 cm × 13,3 cm / 10" × 5,2" × 5,2"
DIMENSIONS <i>Small</i> H: 20 cm / 7,9" W: 10 cm / 3,9" D: 10 cm / 3,9" <i>Medium</i> H: 24 cm / 9,4" W: 12 cm / 4,7" D: 12 cm / 4,7"	WEIGHT Small: 1,09 kg / 2,4 lbs Medium: 1 kg / 2,2 lbs	MATERIALS & MAINTENANCE Please see page 680 for materials, care and maintenance instructions.

SMALL





MEDIUM



 Kubus Micro →  Kubus Line →

 Kubus 1 →  Base for Kubus Line →

 Kubus T →  Kubus Snuffer →

 Kubus 4 NEW →  Kubus Wall Bracket →

 Kubus 8 →  Candles, 16 pcs →

 Base for Kubus →  Candles for Kubus Micro,
9 pcs →



KUBUS MICRO Designed by *Audo*

A new small wonder has seen the light of day. Kubus Micro is a stylish, smaller version of the iconic Kubus candleholder and is designed by Audo in 2021. It is based on the exact same mathematical geometry as The very first Kubus Candleholder Mogens Lassen designed in 1962. Just very much smaller. Precisely half the size of Kubus 1. The black Kubus-shape frames the light beautifully and adds a minimalist expression to the table setting. Kubus Micro fits a single candle and is perfect for all kinds of festivities, where the table must be beautifully laid, and you want a very special atmosphere. The candleholder works alone in a beautiful still life or arrange several together for a greater effect. A beautiful table for the last celebrations of the year Kubus Micro creates just the right atmosphere at this year's Christmas and New Year table for a sharp and minimalist expression. The black cubistic shapes add a graphic and timeless element, and the iconic design can therefore act as the mainstay of the table setting year after year. The expression on the Christmas table can easily be varied with flowers, napkins or new tableware, while Kubus Micro acts as a traditional eye-catcher year after year. If you keep the table setting in black, silver and white, the same elements can also be used for a festive New Year's Eve. Kubus Micro comes in a package with 2 small candleholders, so they can decorate nicely together in the windowsill, on the dinner table, dresser or even as Advent candles.



BLACK
BL12001



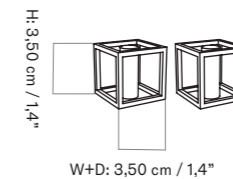
GOLD-PLATED
BL12501

STOCK OPTIONS

SKU	VARIANT
BL12001	KUBUS CANDLE HOLDER, MICRO, BLACK, 2 PIECES
BL12501	KUBUS CANDLE HOLDER, MICRO, GOLD-PLATED, 2 PIECES

TECHNICAL SPECIFICATIONS

PRODUCT TYPE Candle Holder	PRODUCTION PROCESS The candleholder is casted with zinc and vibration deburred. Afterwards the candleholder is powder coated.	WEIGHT 0,255 kg / 0,56 lbs
COLLI 6	COLOURS Black (RAL 9005) Gold-Plated	PACKAGING TYPE Gift box
ENVIRONMENT Indoor	MATERIALS Zinc alloy	PACKAGING MEASUREMENTS (H × W × D) 7 cm × 7 cm × 12,2 cm / 2,8" × 2,8" × 4,8"
DIMENSIONS H: 3,5 cm / 1,4" W: 3,5 cm / 1,4" D: 3,5 cm / 1,4"		MATERIALS & MAINTENANCE Please see page 680 for materials, care and maintenance instructions.





KUBUS 1

Designed by *Mogens Lassen*

With a sharp sense of contemporary Functionalist style, Mogens Lassen designed the iconic Kubus candleholder in 1962, a piece once reserved solely for family and close architect colleagues. The Kubus is still crafted in Denmark, and among architects and design connoisseurs it has achieved the status of a modern international design icon. The story about Kubus 1: Architect Mogens Lassen was commissioned to design the interior for a restaurant in North Zealand, Denmark, and it was within the context of this assignment that the Kubus 1 was born. The square-shaped Kubus 1 gathered people around the table just as Mogens intended, and its characteristic shape and simple light created an atmosphere of coziness throughout the entire restaurant. The Kubus 1 still decorates tables in the very same restaurant, because good design lives on for generations.



BLACK
BL10001



WHITE
BL10101



GOLD-PLATED
BL10501

STOCK OPTIONS

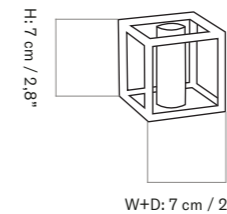
SKU	VARIANT
BL10001	KUBUS 1, BLACK
BL10101	KUBUS 1, WHITE
BL10501	KUBUS 1, GOLD-PLATED

TECHNICAL SPECIFICATIONS

PRODUCT TYPE Candle Holder
COLLI 4
ENVIRONMENT Indoor
DIMENSIONS H: 7 cm / 2,8" W: 7 cm / 2,8" D: 7 cm / 2,8"

PRODUCTION PROCESS The candleholder is casted with zinc and vibration deburred. Afterwards the candleholder is powder coated.
COLOURS Black (RAL 9005) White Gold-Plated
MATERIALS Zinc alloy

WEIGHT 0,356 kg / 0,78 lb
PACKAGING TYPE Gift box
PACKAGING MEASUREMENTS (H × W × D) 8 cm × 8 cm × 8 cm / 3,2" × 3,2" × 3,2"
MATERIALS & MAINTENANCE Please see page 680 for materials, care and maintenance instructions.





KUBUS T

Designed by *Søren Lassen*

[BACK TO START](#)

The tealight, Kubus T, was added to the Kubus collection in 2018, designed by Sarah Abbondio. Simplistically and graphic stringency is the keywords describing the candleholder. Choose the classic powder-coated versions, the raw burnished copper, which over time will darken beautifully, gold-plated or the beautiful, shiny nickel version, which is warm and unique in its glow - or combine more for a beautiful, sculptural Still Life on the windowsill or on dinner table.



BLACK
BL10031



WHITE
BL10131



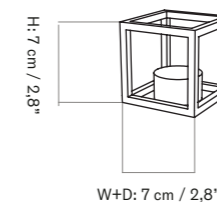
GOLD-PLATED
BL10531

STOCK OPTIONS

SKU	VARIANT
BL10031	KUBUS T, BLACK
BL10131	KUBUS T, WHITE
BL10531	KUBUS T, GOLD-PLATED

TECHNICAL SPECIFICATIONS

PRODUCT TYPE Candle Holder	PRODUCTION PROCESS The candleholder is casted with zinc and vibration deburred. Afterwards the candleholder is powder coated.	WEIGHT 0,355 kg / 0,78 lb
COLLI 4	COLOURS Black (RAL 9005) White Gold-Plated	PACKAGING TYPE Gift box
ENVIRONMENT Indoor	MATERIALS Zinc alloy	PACKAGING MEASUREMENTS (H × W × D) 7,5 cm × 7,5 cm × 7,5 cm / 3" × 3" × 3"
DIMENSIONS H: 7 cm / 2,8" W: 7 cm / 2,8" D: 7 cm / 2,8"		MATERIALS & MAINTENANCE Please see page 680 for materials, care and maintenance instructions.





KUBUS 4 Designed by *Mogens Lassen*

With a sharp sense of contemporary Functionalist style, Mogens Lassen designed the iconic Kubus candleholder in 1962, a piece once reserved solely for family and close architect colleagues. The Kubus is still crafted in Denmark, and among architects and design connoisseurs it has achieved the status of a modern international design icon.



BLACK
BL10004



WHITE
BL10104



ZINC
4817169



OLIVE
4817429



IVORY
4817649



NICKEL-PLATED
BL10204



GOLD-PLATED
BL10504



BURNISHED COPPER
BL10704

PRODUCT TYPE
Candle holder

COLLI
Colours black, white, zinc, olive and ivory:
6 pcs.
Colours nickel-plated, gold-plated and
burnished copper: 2 pcs.

ENVIRONMENT
Indoor

DIMENSIONS
H: 20 cm / 7,9"
W: 14 cm / 5,5"
D: 14 cm / 5,5"

TECHNICAL SPECIFICATIONS

PRODUCTION PROCESS
The candleholder is casted with zinc
and afterwards shot blasted before the
candleholder is powder coated.

COLOURS
Black (RAL 9005)
White (RAL 1012)
Zinc
Olive (RAL 7008)
Ivory (RAL 1015)
Nickel-Plated
Gold-Plated
Burnished Copper

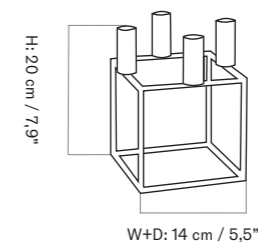
MATERIALS
Zinc alloy

WEIGHT
Nickel-Plated: 1,224 kg / 2,7 lb
Gold-Plated: 1,224 kg / 2,7 lb
Burnished Copper: 1,211 kg / 2,67 lb
Painted versions: 1,246 kg / 2,75 lb

PACKAGING TYPE
Gift box

PACKAGING MEASUREMENTS
(H x W x D)
21 cm x 16,5 cm x 16,5 cm /
8,3" x 6,5" x 6,5"

MATERIALS & MAINTENANCE
Please see page 680 for materials, care and
maintenance instructions.





KUBUS 4
Designed by *Mogens Lassen*

[BACK TO START](#)

STOCK OPTIONS

SKU	VARIANT
BL10004	KUBUS 4, BLACK
BL10104	KUBUS 4, WHITE
4817169	KUBUS 4 - ZINC (NEW)
4817429	KUBUS 4 - OLIVE (NEW)
4817649	KUBUS 4 - IVORY (NEW)
BL10204	KUBUS 4, NICKEL-PLATED
BL10504	KUBUS 4, GOLD-PLATED
BL10704	KUBUS 4, BURNISHED COPPER





KUBUS 8

Designed by *Mogens Lassen*

With a sharp sense of contemporary Functionalist style, Mogens Lassen designed the iconic Kubus candleholder in 1962, a piece once reserved solely for family and close architect colleagues. The Kubus is still crafted in Denmark, and among architects and design connoisseurs it has achieved the status of a modern international design icon.



BLACK
BL10008



WHITE
BL10108



GOLD-PLATED
BL10508



BURNISHED COPPER
BL10708

STOCK OPTIONS

SKU	VARIANT
BL10008	KUBUS 8, BLACK
BL10108	KUBUS 8, WHITE
BL10508	KUBUS 8, GOLD-PLATED
BL10708	KUBUS 8, BURNISHED COPPER

TECHNICAL SPECIFICATIONS

PRODUCT TYPE
Candle Holder

COLLI
2

ENVIRONMENT
Indoor

DIMENSIONS
H: 29 cm / 11,4"
W: 23 cm / 9,1"
D: 23 cm / 9,1"

PRODUCTION PROCESS
The candleholder is casted with zinc and vibration deburred. Afterwards the candleholder is powder coated.

COLOURS
Black (RAL 9005)
White
Gold-Plated
Burnished Copper

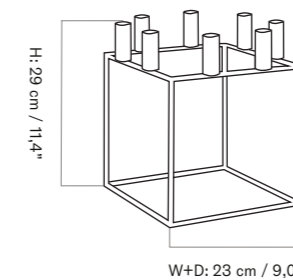
MATERIALS
Zinc alloy

WEIGHT
Black: 1,322 kg / 2,91 lb
White: 1,322 kg / 2,91 lb
Gold-Plated: 1,297 kg / 2,86 lb
Burnished Copper: 1,296 kg / 2,86 lb

PACKAGING TYPE
Gift box


PACKAGING MEASUREMENTS
(H x W x D)
30 cm x 26 cm x 26 cm /
11,8" x 10,2" x 10,2"

MATERIALS & MAINTENANCE
Please see page 680 for materials, care and maintenance instructions.



Base was designed in 2009 as an accessory for Kubus and Line to protect surfaces from dripping candle wax. Base beautifully frames the candleholders and emphasizes the simple design of both Kubus and Line. Base has been designed with the greatest respect for the architect Mogens Lassen – both as an architect and as a designer.

Base for Kubus 4




BLACK
BL10014



WHITE
BL10114

Base for Kubus 8



BLACK
BL10018



WHITE
BL10118

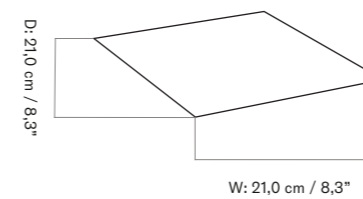
STOCK OPTIONS

SKU	VARIANT
BL10014	BASE FOR KUBUS 4, BLACK
BL10114	BASE FOR KUBUS 4, WHITE
BL10018	BASE FOR KUBUS 8, BLACK
BL10118	BASE FOR KUBUS 8, WHITE

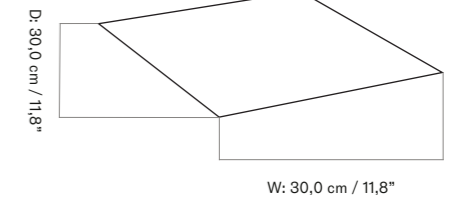
TECHNICAL SPECIFICATIONS

<p>PRODUCT TYPE Candle Holder</p>	<p>PRODUCTION PROCESS The base is made from a 2 mm steel plate, that is laser cut into the right dimension. Afterwards 6 × 6 mm steel bars are welded on the plate before the base is degreased and powder coated.</p>	<p>PACKAGING TYPE Gift box</p>
<p>COLLI 4</p>	<p>ENVIRONMENT Indoor</p>	<p>PACKAGING MEASUREMENTS (H × W × D)</p> <p><i>Base for Kubus 4</i> 3 cm × 22 cm × 23 cm / 1,18" × 8,66" × 9,06"</p> <p><i>Base for Kubus 8</i> 3 cm × 31 cm × 32 cm / 1,18" × 12,2" × 12,6"</p>
<p>DIMENSIONS</p> <p><i>Base for Kubus 4</i> W: 21 cm / 8,3" D: 21 cm / 8,3"</p> <p><i>Base for Kubus 8</i> W: 30 cm / 11,8" D: 30 cm / 11,8"</p>	<p>COLOURS Black (RAL 9005) White</p> <p>MATERIALS Powder coated steel</p> <p>WEIGHT Base for Kubus 4: 1,3 kg / 2,87 lb Base for Kubus 8, Black: 1,787 kg / 3,94 lb Base for Kubus 8, White: 1,676 kg / 3,69 lb</p>	<p>MATERIALS & MAINTENANCE Please see page 680 for materials, care and maintenance instructions.</p>

BASE FOR KUBUS 4



BASE FOR KUBUS 8





KUBUS LINE

Designed by *Mogens Lassen*

With a sharp sense of contemporary Functionalist style, Mogens Lassen designed the iconic Kubus candleholder in 1962, a piece once reserved solely for family and close architect colleagues. In 1983 he reapproached his own geometric candleholders, and the result was Line, whose shape was conceived through a mathematical formula. The two candleholders form a single line, and the architectural look fits perfectly with contemporary minimalism. Kubus and Line is still crafted in Denmark, and among architects and design connoisseurs it has achieved the status of a modern international design icon.



BLACK
BL10002



WHITE
BL10102



GOLD-PLATED
BL10502

STOCK OPTIONS

SKU	VARIANT
BL10002	KUBUS LINE, CANDLE HOLDER, BLACK
BL10102	KUBUS LINE, CANDLE HOLDER, WHITE
BL10502	KUBUS LINE, CANDLE HOLDER, GOLD-PLATED

TECHNICAL SPECIFICATIONS

PRODUCT TYPE
Candle Holder

COLLI
4

ENVIRONMENT
Indoor

DIMENSIONS
H: 16 cm / 6,2"
W: 10 cm / 3,9"
D: 10 cm / 3,9"

PRODUCTION PROCESS
The candleholder is casted with zinc and afterwards shot blasted before the candleholder is powder coated.

COLOURS
Black (RAL 9005)
White
Gold-Plated

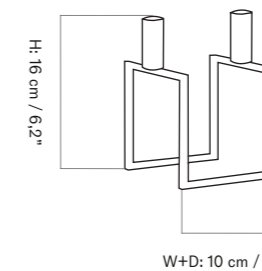
MATERIALS
Steel

WEIGHT
0,901 kg / 1,99 lb
Gold-Plated: 0,445 kg / 0,98 lb

PACKAGING TYPE
Gift box

PACKAGING MEASUREMENTS
(H x W x D)
17 cm x 11 cm x 12,5 cm / 6,7" x 4,3" x 4,9"

MATERIALS & MAINTENANCE
Please see page 680 for materials, care and maintenance instructions.






BASE FOR KUBUS LINE
Designed by *Jacob Manz*

[BACK TO START](#)

Base was designed in 2009 as an accessory for Kubus and Line to protect surfaces from dripping candle wax. Base beautifully frames the candleholders and emphasizes the simple design of both Kubus and Line. Base has been designed with the greatest respect for the architect Mogens Lassen – both as an architect and as a designer.



BLACK
BL10012



WHITE
BL10112

STOCK OPTIONS

SKU	VARIANT
BL10012	BASE FOR KUBUS LINE, CANDLE HOLDER, BLACK
BL10112	BASE FOR KUBUS LINE, CANDLE HOLDER, WHITE

TECHNICAL SPECIFICATIONS

PRODUCT TYPE
Candle Holder

COLLI
4

ENVIRONMENT
Indoor

DIMENSIONS
W: 16,8 cm / 6,6"
D: 16,8 cm / 6,6"

PRODUCTION PROCESS
The base is made from a 2 mm steel plate, that is laser cut into the right dimension. Afterwards 6 × 6 mm steel bars are welded on the plate before the base is degreased and powder coated.

COLOUR
Black (RAL 9005)
White

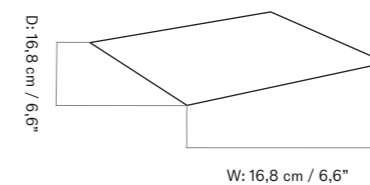
MATERIALS
Powder coated steel

WEIGHT
Black: 0,901 kg / 1,99 lbs
White: 0,651 kg / 1,44 lbs

PACKAGING TYPE
Gift box

PACKAGING MEASUREMENTS
(H × W × D)
3 cm × 17,5 cm × 19 cm / 1,2" × 6,9" × 7,5"

MATERIALS & MAINTENANCE
Please see page 680 for materials, care and maintenance instructions.



KUBUS SNUFFER
Designed by *Søren Lassen*

With reference to the iconic Kubus candleholders, the Kubus Snuffer in black is an essential addition to the collection. Avoid drips and wax stains and keep your candleholder pristine by using the snuffer instead of blowing out the candles. With the same cubic metal frame and side length as the Kubus 8 candleholder, the snuffer is designed to be showcased as a natural extension to your candleholder.



BLACK
BL11001

STOCK OPTIONS

SKU	VARIANT
BL11001	KUBUS SNUFFER, BLACK

TECHNICAL SPECIFICATIONS

PRODUCT TYPE
Decor

COLLI
6

ENVIRONMENT
Indoor

DIMENSIONS
W: 21 cm / 8,3"
D: 3,7 cm / 1,5"

PRODUCTION PROCESS
Kubus Snuffer is made in steel and powder coated.

COLOUR
Black (RAL 9005)

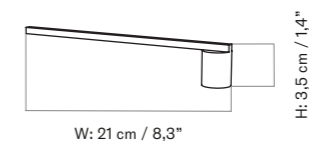
MATERIALS
Powder coated steel

WEIGHT
0,079 kg / 0,17 lbs

PACKAGING TYPE
Gift box

PACKAGING MEASUREMENTS
(H x W x D)
3 cm x 4 cm x 22 cm / 1,2" x 1,6" x 8,7"

MATERIALS & MAINTENANCE
Please see page 680 for materials, care and maintenance instructions.






KUBUS WALL BRACKET

Designed by *Søren Lassen*

[BACK TO START](#)

Kubus Wall Bracket is for the Kubus collection containers, enabling hangers, planters and vases to be mounted directly on the wall for a light, airy botanical feel that embodies the best of both inside and out. The package contains 2 pcs. of wall brackets.



BLACK
BL11003

STOCK OPTIONS

SKU	VARIANT
BL11003	WALL BRACKET FOR KUBUS, BLACK, 2 PCS

TECHNICAL SPECIFICATIONS

PRODUCT TYPE
Wall Bracket

COLLI
12

ENVIRONMENT
Indoor

DIMENSIONS
H: 1,5 cm / 0,59"
W: 1 cm / 0,39"
D: 1 cm / 0,39"

COLOURS
Black (RAL 9005)

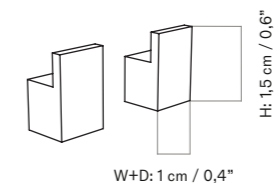
MATERIALS
Steel

WEIGHT
0,022 kg / 0,05 lb

PACKAGING TYPE
Gift box

PACKAGING MEASUREMENTS
(H × W × D)
7,8 cm × 3 cm × 12,2 cm /
3,07" × 1,18" × 4,8"

MATERIALS & MAINTENANCE
Please see page 680 for materials, care and maintenance instructions.



CANDLES, 16 PCS
Designed Audo

[BACK TO START](#)

16 black, white and grey candles for Kubus and Line candleholders.



BLACK
BL11015



WHITE
BL11116



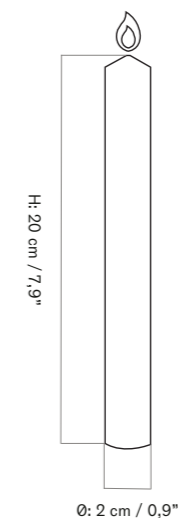
GREY
BL11315

STOCK OPTIONS

SKU	VARIANT
BL11015	CANDLES, BLACK, 16 PCS
BL11116	CANDLES, WHITE, 16 PCS
BL11315	CANDLES, GREY, 16 PCS

TECHNICAL SPECIFICATIONS

<p>PRODUCT TYPE Candle</p>	<p>PRODUCTION PROCESS The candles are made from candle wax.</p>	<p>PACKAGING TYPE Gift box</p>
<p>COLLI 6</p>	<p>COLOUR Black (RAL 9005) White Grey</p>	<p>PACKAGING MEASUREMENTS (H × W × D) 10 cm × 10 cm × 21 cm / 3,94" × 3,94" × 8,27"</p>
<p>ENVIRONMENT Indoor</p>	<p>MATERIALS Wax</p>	<p>MATERIALS & MAINTENANCE Please see page 680 for materials, care and maintenance instructions.</p>
<p>DIMENSIONS H: 20 cm / 7,9" W: 2 cm / 0,8" D: 2 cm / 0,8"</p>	<p>WEIGHT 1,186 kg / 2,61 lbs</p>	
	<p>BURNING HOURS 8 hours</p>	



CANDLES FOR KUBUS MICRO, 9 PCS
Designed Audo

[BACK TO START](#)

These little candles are a perfect match for the Kubus Micro candleholder. The package consists of 9 white candles.



WHITE
BL11200

STOCK OPTIONS

SKU	VARIANT
BL11200	CANDLES FOR KUBUS MICRO, 9 PCS

TECHNICAL SPECIFICATIONS

PRODUCT TYPE
Wall Bracket

PRODUCTION PROCESS
The candles are made from candle wax.

PACKAGING TYPE
Gift box

COLLI
12

COLOURS
White

PACKAGING MEASUREMENTS
(H × W × D)
7,8 cm × 3 cm × 12,2 cm /
3,07" × 1,18" × 4,8"

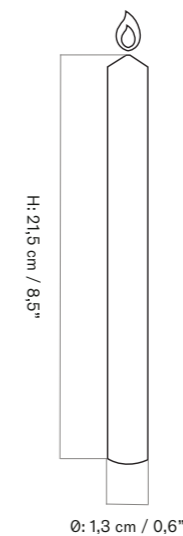
ENVIRONMENT
Indoor


MATERIALS
Wax

MATERIALS & MAINTENANCE
Please see page 680 for materials, care and maintenance instructions.

DIMENSIONS
H: 21,5 cm / 8,5"
Ø: 1,3 cm / 0,6"

WEIGHT
0,022 kg / 0,05 lb







ÉCHASSE VASE
Designed by *Theresa Rand*

Theresa Rand's playful concept beautifully interprets the word 'échasse', French for 'stilt'. The slender supporting legs delicately suspend the mouth-blown glass shapes, creating a sense of lightness while ensuring stability. Each Échasse shape is handcrafted and therefore unique, and the distinctive colour gradients of the glass lend the design depth and contrast.

Small



SMOKE / BRUSHED BRASS
4795949

AMBER / BRONZED BRASS
4795929

Medium



SMOKE / BRUSHED BRASS
4796949

AMBER / BRONZED BRASS
4796929

Large



SMOKE / BRUSHED BRASS
4797949

AMBER / BRONZED BRASS
4797929

PRODUCT TYPE
Vase

COLLI
Small: 2
Medium: 1
Large: 1

DIMENSIONS

Small
H: 28 cm / 11"
Ø: 15 cm / 5,9"

Medium
H: 44,3 cm / 17,7"
Ø: 22 cm / 8,7"

Large
H: 60 cm / 23,6"
Ø: 30 cm / 11,8"

TECHNICAL SPECIFICATIONS

PRODUCTION PROCESS

The base is made from solid brass rods with silver soldering. The surface is slightly brushed or bronzed. The glass is mouth-blown full colour or clear glass.

COLOURS

Smoke / Brushed brass
Amber / Bronzed brass

MATERIALS

Solid brass, glass

WEIGHT

Small: 0,89 kg / 1,96 lb
Medium: 2,14 kg / 4,72 lb
Large: 5,63 kg / 12,41 lb

Weight may vary due to the mouth-blown glass

PACKAGING TYPE
Gift box

PACKAGING MEASUREMENTS
(H × W × D)

Small
37 cm × 21 cm × 21 cm /
14,6" × 8,3" × 8,3"

Medium
54,4 cm × 28,4 cm × 28,4 cm /
21,4" × 11,2" × 11,2"

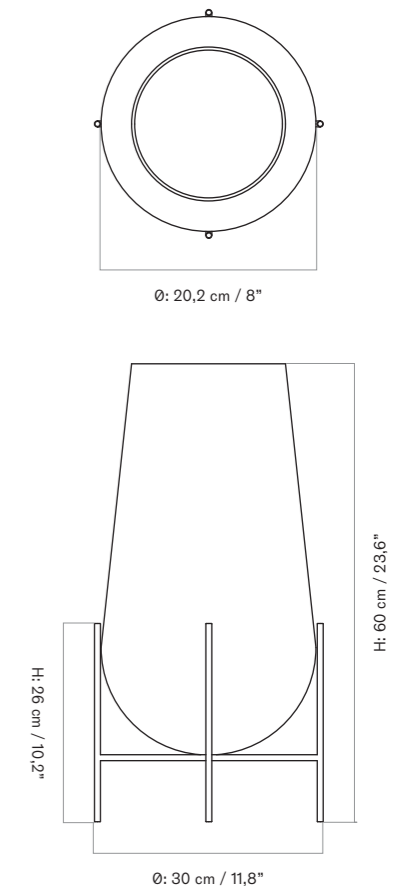
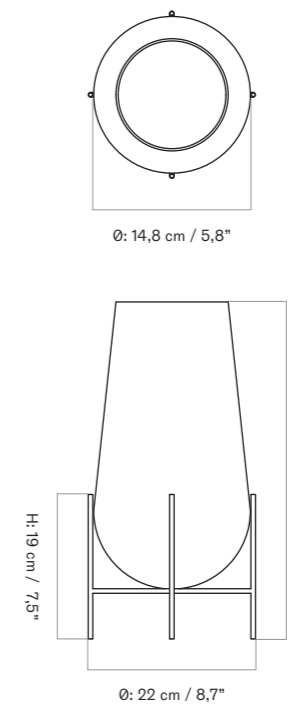
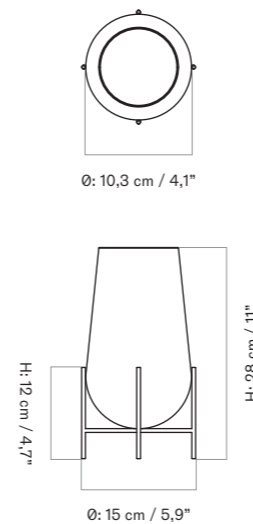
Large
69 cm × 36,5 cm × 36,5 cm /
27,2" × 14,4" × 14,4"

MATERIALS & MAINTENANCE
Please see page 680 for materials, care and maintenance instructions.

ÉCHASSE VASE SMALL

ÉCHASSE VASE MEDIUM

ÉCHASSE VASE LARGE





ÉCHASSE VASE
Designed by *Theresa Rand*

[BACK TO START](#)

STOCK OPTIONS

SKU	VARIANT
4795949	ÉCHASSE VASE, S, SMOKE GLASS / BRUSHED BRASS
4795929	ÉCHASSE VASE, S, AMBER GLASS / BRONZED BRASS
4796949	ÉCHASSE VASE, M, SMOKE GLASS / BRUSHED BRASS
4796929	ÉCHASSE VASE, M, AMBER GLASS / BRONZED BRASS
4797949	ÉCHASSE VASE, L, SMOKE GLASS / BRUSHED BRASS
4797929	ÉCHASSE VASE, L, AMBER GLASS / BRONZED BRASS



ÉCHASSE VASE, material *brozed brass / amber*, designer *Theresa Rand*
PLINTH TALL, material *Calacatta Viola*, designer *Norm Architects*



ÉCHASSE BOWL

Designed by *Theresa Rand*

Warm, amber-coloured glass updates our popular Échasse Collection — a modern reinterpretation of glass vases and bowls inspired by laboratory test tubes. Looking to the past and to nature for colour inspiration – to the deep amber hue of traditional apothecary bottles and the golden-brown tones autumn leaves – the mouth-blown glass shapes are suspended on a bronzed brass stilt-like frame, creating a sense of lightness while ensuring stability. Elevated in every sense, the drop-shaped forms are as elegant when holding flowers on a desk, living room floor or nightstand as when left unfilled.



SMOKE
4798949



AMBER
4798929

STOCK OPTIONS

SKU	VARIANT
4798949	ÉCHASSE BOWL, L, SMOKE GLASS / BRUSHED BRASS
4798929	ÉCHASSE BOWL, L, AMBER GLASS / BRONZED BRASS

TECHNICAL SPECIFICATIONS

PRODUCT TYPE
Bowl

COLLI
Large: 1

DIMENSIONS
H: 13,8 cm / 5,5"
Ø: 29,5 cm / 11,6"

PRODUCTION PROCESS
The base is made from solid brass rods with silver solidering. The surface is slightly brushed or bronzed. The glass is mouth-blown full colour glass.

COLOURS
Smoke / Brushed brass
Amber / Bronzed brass

MATERIALS
Solid brass, glass

WEIGHT
2,4 kg / 5,3 lb

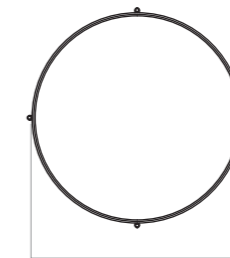
Weight may vary due to the mouth-blown glass

PACKAGING TYPE
Gift box

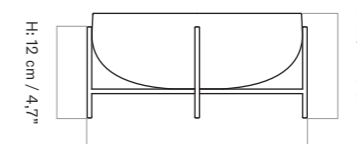
CERTIFICATION
Food safe
Dishwasher safe

PACKAGING MEASUREMENTS
(H × W × D)
30,8 cm × 33,4 cm × 33,4 cm /
12,1" × 13,1" × 13,1"

MATERIALS & MAINTENANCE
Please see page 680 for materials, care and maintenance instructions.



Ø: 27,5 cm / 10,8"



Ø: 29,5 cm / 11,6"

AER VASE
Designed by *Gabriel Tan*

The asymmetrical silhouette of the Aer vase undulates in liquid-like waves to bring a tactile, almost ethereal quality to the mouth-blown smoke coloured glass. The sculptural design looks equally beautiful as a standalone piece or pair with other objects from the series.

Vase 19



SMOKE
4735949

Vase 33



SMOKE
4736949

Vase 49



SMOKE
4737949

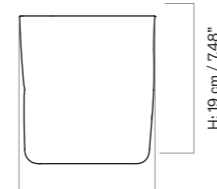
STOCK OPTIONS

SKU	VARIANT
4735949	AER VASE, 19, SMOKE GLASS
4736949	AER VASE, 33, SMOKE GLASS
4737949	AER VASE, 49, SMOKE GLASS

TECHNICAL SPECIFICATIONS

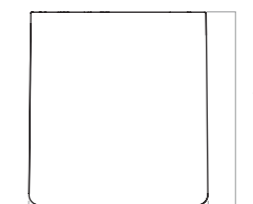
PRODUCT TYPE	PRODUCTION PROCESS	PACKAGING TYPE
Vase	The vase is made from mouth-blown full colour glass.	Gift box
COLLI	COLOUR	PACKAGING MEASUREMENTS (H × W × D)
2 / 1 / 1	Smoke	19 22,3 CM × 25,9 CM × 21,7 CM / 8,78" × 10,2" × 8,54"
DIMENSIONS	MATERIALS	WEIGHT
19 H: 19 cm / 7,48" W: 17,5 cm / 6,89" D: 13 cm / 5,12"	Glass	19: 2,2 kg / 4,85 lb 33: 4,9 kg / 10,8 lb 49: 4,2 kg / 9,3 lb
33 H: 33 cm / 12,9" W: 27 cm / 10,6" D: 13 cm / 5,1"	Weight may vary due to the mouth-blown glass	33 40 cm × 35,5 cm × 21,5 cm / 15,7" × 14" × 8,5"
49 H: 49 cm / 19,2" W: 22 cm / 8,6" D: 10,5 cm / 4,1"		49 55,5 cm × 30 cm × 19 cm / 21,9" × 11,8" × 7,5"
		MATERIALS & MAINTENANCE
		Please see page 680 for materials, care and maintenance instructions.

AER VASE, 19




W: 17,5 cm / 6,9"

AER VASE, 33



W: 27 cm / 10,6"

AER VASE, 49



W: 22 cm / 8,6"

AER BOWL

Designed by *Gabriel Tan*

Taking its cues from the spiralling movement of air, the undulating Aer Bowl in smoke coloured glass brings sculptural appeal to surfaces—whether filled with treats or placed on a surface as a decorative object.



SMOKE
4730949

STOCK OPTIONS

SKU	VARIANT
4730949	AER BOWL, SMOKE GLASS

TECHNICAL SPECIFICATIONS

PRODUCT TYPE
Bowl

COLLI
2

ENVIRONMENT
Indoor

DIMENSIONS
H: 6,7 cm / 2,64"
W: 21 cm / 8,27"
D: 16,5 cm / 6,5"

PRODUCTION PROCESS
The bowl is made from mouth-blown full colour glass.

COLOUR
Smoke

MATERIALS
Glass

WEIGHT
2,04 kg / 4,5 lb

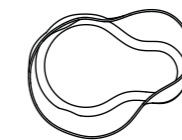
Weight may vary due to the mouth-blown glass

CERTIFICATION
Food safe
Dishwasher safe

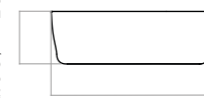
PACKAGING TYPE
Gift box

PACKAGING MEASUREMENTS (H × W × D)
11,6 cm × 37 cm × 31 cm /
4,57" × 14,57" × 12,2"

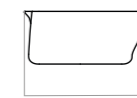
MATERIALS & MAINTENANCE
Please see page 680 for materials, care and maintenance instructions.



H: 6,7 cm / 2,64"



W: 21 cm / 8,27"



D: 16,5 cm / 6,5"



STRANDGADE STEM VASE Designed by *Mentze Ottenstein*

Copenhagen-based architects Mentze Ottenstein took their design cues from their local neighbourhood when creating their Strandgade collection for Audo, named after the street in which they reside. Their elegant glass- and stoneware designs are infused with function and a sense of nostalgia.



OLIVE GREEN
4479429

STOCK OPTIONS

SKU	VARIANT
4479429	STRANDGADE, STEM VASE, CERAMIC

TECHNICAL SPECIFICATIONS

PRODUCT TYPE
Vase

COLLI
1

ENVIRONMENT
Indoor

DIMENSIONS
H: 25 cm / 9,8"
Ø: 10 cm / 3,9"

PRODUCTION PROCESS
Slip casted ceramic

COLOUR
Olive

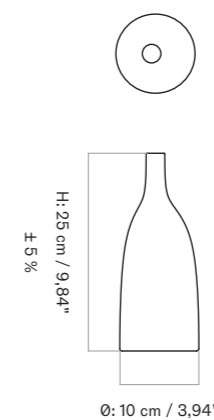
MATERIALS
Ceramic, glaze

WEIGHT
2,04 kg / 4,5 lb

PACKAGING TYPE
Gift box

PACKAGING MEASUREMENTS
(H × W × D)
10,3 cm × 10,3 cm × 26,1 cm /
4,1" × 4,1" × 10,4"

MATERIALS & MAINTENANCE
Please see page 680 for materials, care and maintenance instructions.





STRANDG FRAGILIS BOWL

Designed by *Cecilia Armand*

Swedish ceramist and designer Cecilia Armand creates sculptural objects with purpose. Finished with a satin black glaze, the Fragilis bowl is hand formed from a single piece of porcelain into an undulating vessel that beyond its practical use as a bowl functions as a decorative work of art.



DARK GLAZED
2044530

STOCK OPTIONS

SKU	VARIANT
2044530	FRAGILIS BOWL, LARGE

TECHNICAL SPECIFICATIONS

PRODUCT TYPE
Bowl

COLLI
2

DIMENSIONS
H: 10 cm / 3,9"
Ø: 23 cm / 9,1"

PRODUCTION PROCESS
Moulded ceramic

COLOURS
Dark glazed

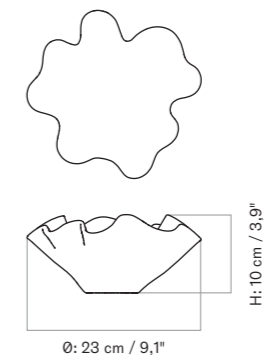
MATERIALS
Glazed ceramic

WEIGHT
N / A

PACKAGING TYPE
Gift box

PACKAGING MEASUREMENTS
(H × W × D)
N / A

MATERIALS & MAINTENANCE
Please see page 680 for materials, care and maintenance instructions.





TRIPTYCH BOWL
Designed by *Mentze Ottenstein*

BACK TO START

Crafted with a reactive glaze for a unique expression, the stoneware Tryptych Bowl by Audo is carefully shaped in two sizes, each in a different colour. Ideal for holding objects and more, the decorative bowls add a retro feel to interiors.

Ø15



CRÈME
2045649

Ø22,5



CORAL BLUE
2046709

Ø30



MOCHA
2047939

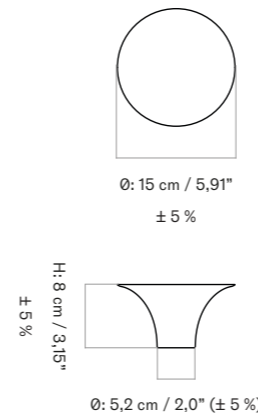
STOCK OPTIONS

SKU	VARIANT
2045649	TRIPTYCH BOWL, Ø15, CRÈME
2046709	TRIPTYCH BOWL, Ø22,5, CORAL BLUE
2047939	TRIPTYCH BOWL, Ø30, MOCHA

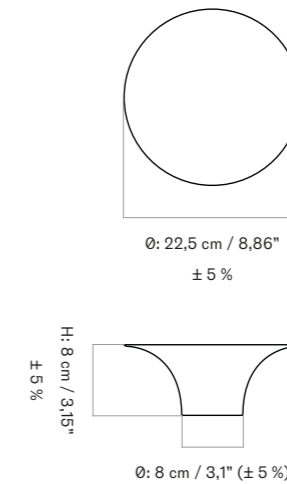
TECHNICAL SPECIFICATIONS

PRODUCT TYPE	PRODUCTION PROCESS	PACKAGING TYPE
Bowl	Glazed stoneware, handmade on wheel	Gift box
COLLI	COLOUR	PACKAGING MEASUREMENTS (H × W × D)
2 / 2 / 1	Ø15: Crème Ø22,5: Coral blue Ø30: Mocha	Ø15 21,7 cm × 21,7 cm × 13 cm / 8,5"×8,5"× 5,1"
ENVIRONMENT	MATERIALS	Ø22,5
Indoor	Stoneware, glaze	28,7 cm × 28,7 cm × 13,4 cm / 11,3" × 11,3" × 5,3"
DIMENSIONS	WEIGHT	Ø30
Ø15 H: 8 cm / 3,15" Ø: 15 cm / 5,9"	Ø15: 0,8 kg / 1,76 lbs Ø22,5: 1,8 kg / 3,96 lbs Ø30: 3,4 kg / 7,5 lbs	36,2 cm × 36,2 cm × 13,9 cm / 14,3" × 14,3" × 5,5"
Ø22,5 H: 8 cm / 3,15" Ø: 22,5 cm / 8,85"		
Ø30 H: 8,5 cm / 3,35" Ø: 30 cm / 11,8"		
(+/- 5%)		
MATERIALS & MAINTENANCE		
Please see page 680 for materials, care and maintenance instructions.		

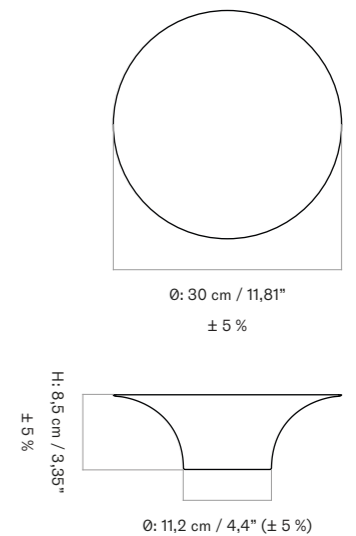
TRIPTYCH BOWL Ø15



TRIPTYCH BOWL Ø22,5



TRIPTYCH BOWL Ø30





COLLAPSE VASE
Designed by *Sofia Tufvasson*

[BACK TO START](#)

Drawing inspiration from the fluid drapes of fabric, the Collapse Vase has a soft, organic expression. Whether clustered, paired or used alone, it lends sculptural beauty to modern spaces – with or without the addition of flowers. Each piece is unique due to the firing process.

H20



BLACK
4481539



WHITE
4481639

H30



BLACK
4482539



WHITE
4482639

STOCK OPTIONS

SKU	VARIANT
4481539	COLLAPSE VASE, 20, BLACK
4481639	COLLAPSE VASE, 20, WHITE
4482539	COLLAPSE VASE, 30, BLACK
4482639	COLLAPSE VASE, 30, WHITE

TECHNICAL SPECIFICATIONS

PRODUCT TYPE
Vase

PRODUCTION PROCESS
Slip casted ceramic

PACKAGING TYPE
Gift box

COLLI
2

COLOURS
Black
White

PACKAGING MEASUREMENTS
(H × W × D)

ENVIRONMENT
Indoor

MATERIALS
Ceramic

H20:
29,5 cm × 21 cm × 21 cm /
11,6" × 8,3" × 8,3"

DIMENSIONS

WEIGHT
H20: 1,505 kg / 3,32 lb
H30: 1,896 kg / 4,18 lb

H30:
38,5 cm × 20,5 cm × 21,5 cm /
15,2" × 8" × 8,5"

H20
H: 20 cm / 7,9"
Ø: 16 cm / 6,3"

MATERIALS & MAINTENANCE
Please see page 680 for materials, care and maintenance instructions.

COLLAPSE VASE H20

COLLAPSE VASE H30



STANCE VASE
Designed by *Colin King Studio*

[BACK TO START](#)

Made with traditional display stands in mind, the Stance Vase is a simple yet sophisticated vessel for sculptural branches or long-stemmed flowers. The bronzed brass patinates beautifully over time

H40



BRONZED BRASS
4784859

H50



BRONZED BRASS
4785859

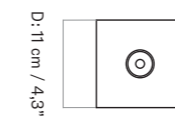
STOCK OPTIONS

SKU	VARIANT
4784859	STANCE VASE, H40, BRONZED BRASS
4785859	STANCE VASE, H50, BRONZED BRASS


TECHNICAL SPECIFICATIONS

PRODUCT TYPE Vase	PRODUCTION PROCESS Machine cut tubes and base	PACKAGING TYPE Gift box
COLLI 2	COLOURS Bronzed brass	PACKAGING MEASUREMENTS (H × W × D) <i>H40:</i> 44,5 cm × 15,5 cm × 15,5 cm / 17,3" × 6,1" × 6,1"
ENVIRONMENT Indoor	MATERIALS Brass	<i>H50:</i> 54,5 cm × 15,5 cm × 15,5 cm / 21,4" × 6,1" × 6,1"
DIMENSIONS <i>H40</i> H: 40 cm / 15,7" D: 11 cm / 4,3" Ø: 11 cm / 4,3"	WEIGHT H40: 0,945 kg / 2,08 lb H50: 1,08 kg / 2,38 lb	MATERIALS & MAINTENANCE Please see page 680 for materials, care and maintenance instructions.

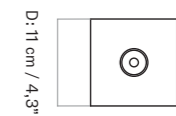
STANCE VASE H40



Ø: 3,5 cm / 1,3"



STANCE VASE H50



Ø: 3,5 cm / 1,3"





SURROUND VASE

Designed by *Colin King Studio*

With its floating form, the Surround Vase is shaped from a single piece of solid wood that displays unique natural grain patterns. Perfectly proportioned, the tactile design is equally impactful styled with a few stems of flowers as it is left unfilled.

When displaying fresh flowers in the Surround Vase, it is recommended to place a smaller glass container inside to prevent damages on the wood.



BROWN
4428939

STOCK OPTIONS

SKU	VARIANT
4428939	SURROUND VASE, H:17,5, WOOD

TECHNICAL SPECIFICATIONS

PRODUCT TYPE
Vase

COLOURS
Brown

PACKAGING TYPE
Gift box

COLLI
2

MATERIALS
Mango wood

PACKAGING MEASUREMENTS
(H x W x D)
18,5 cm x 31 cm x 31 cm /
7,2" x 12,2" x 12,2"

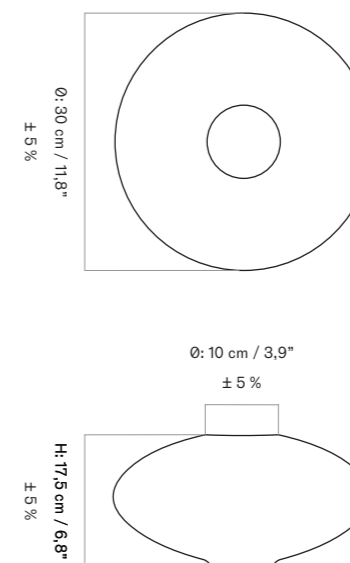
ENVIRONMENT
Indoor

WEIGHT
2,2 kg / 4,85 lb

MATERIALS & MAINTENANCE
Please see page 680 for materials, care and maintenance instructions.

DIMENSIONS
Ø: 30 cm / 11,8" (± 5 %)
H: 17,5 cm / 6,8" (± 5 %)

PRODUCTION PROCESS
Milled wood and hand polished





ROND BOWL

Designed by *Colin King Studio*

Designed to anchor a large surface space, the Rond Bowl is dramatic in both scale and expression. The ideal centrepiece for a dining or coffee table, that wood design has an intriguing surface that adds textural appeal to spaces.



BROWN
4826939

STOCK OPTIONS

SKU	VARIANT
4826939	ROND BOWL, H12,5, WOOD

TECHNICAL SPECIFICATIONS

PRODUCT TYPE
Bowl

PRODUCTION PROCESS
CNC cut glued wood.

PACKAGING TYPE
Gift box

COLLI
2

COLOURS
Brown

PACKAGING MEASUREMENTS
(H x W x D)
13 cm x 43,5 cm x 43,5 cm /
5,1" x 17,1" x 17,1"

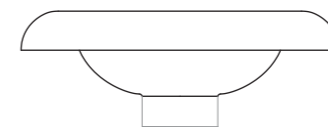
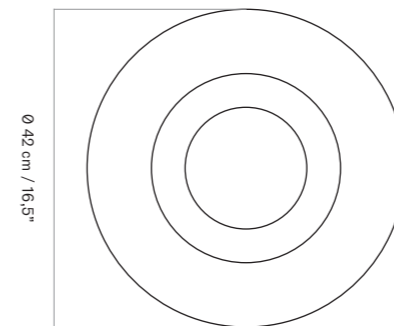
ENVIRONMENT
Indoor

MATERIALS
Beech wood

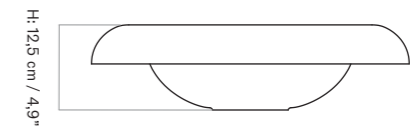
MATERIALS & MAINTENANCE
Please see page 680 for materials, care and maintenance instructions.

DIMENSIONS
Ø: 42 cm / 16,5"
H: 12,5 cm / 4,9"

WEIGHT
2,6 kg / 5,73 lb



Ø: 10 cm / 3,9"



H: 12,5 cm / 4,9"



TAPER BOWL
Designed by *Colin King Studio*

[BACK TO START](#)

The restrained, conical shape of the Taper Bowl has a familiar feel, perfectly balanced and symmetrical, and reminiscent of ancient vessels. The oversize metal design features a brass finish that lends warmth to interiors.



BRASS
4426839

STOCK OPTIONS

SKU	VARIANT
4426839	TAPER BOWL, BRASS

TECHNICAL SPECIFICATIONS

PRODUCT TYPE
Bowl

PRODUCTION PROCESS
Moulded aluminum

PACKAGING TYPE
Gift box

COLLI
2

COLOURS
Brass

PACKAGING MEASUREMENTS
(H × W × D)
30,5 cm × 17 cm × 30,5 cm /
12" × 6,7" × 12"

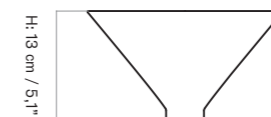
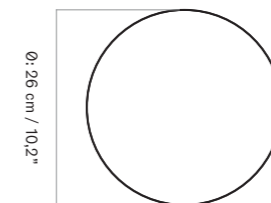
ENVIRONMENT
Indoor

MATERIALS
Aluminum in brass finish

MATERIALS & MAINTENANCE
Please see page 680 for materials, care and maintenance instructions.

DIMENSIONS
Ø: 26 cm / 10,2"
H: 13 cm / 5,1"

WEIGHT
0,83 kg / 1,83 lb



 Kubus Bowl, Small →

 Kubus Bowl, Large →

 Kubus Bowl Centerpiece, Small →

 Kubus Bowl Centerpiece, Large →

 Inlay for Kubus Bowl →

 Kubus Flowerpot →

 Kubus Vase Lolo →



KUBUS BOWL, SMALL

Designed by *Søren Lassen*

The Kubus Bowl is designed by Søren Lassen, and features elements evocative of the Bauhaus school, one of Mogens Lassen's primary inspirations. The German design school believed that good design should be accessible to the people, and this concept appealed to architect Mogens Lassen. The Kubus Bowl is produced in Denmark with a focus on high quality and solid craftsmanship, and the bowl is a natural extension of the iconic Kubus candleholder, designed by Mogens Lassen in 1962. The Kubus Bowl is suitable for home decoration year-round and can contain everything from blossoms to herbs, fruits, vegetables or your favorite candy.



BLACK
BL20001



WHITE
BL20101



GOLD-PLATED
BL20701

STOCK OPTIONS

SKU	VARIANT
BL20001	KUBUS BOWL, SMALL, BLACK
BL20101	KUBUS BOWL, SMALL, WHITE
BL20701	KUBUS BOWL, SMALL, GOLD-PLATED

TECHNICAL SPECIFICATIONS

PRODUCT TYPE
Bowl

COLLI
2

ENVIRONMENT
Indoor

DIMENSIONS
H: 14 cm / 5,5"
W: 14 cm / 5,5"
D: 14 cm / 5,5"

PRODUCTION PROCESS
The frame is casted with zinc and shot blasted before it is powder coated. The bowl is casted with zinc and afterwards powder coated.

COLOURS
Black
White
Gold-Plated

MATERIALS
Powder coated zinc

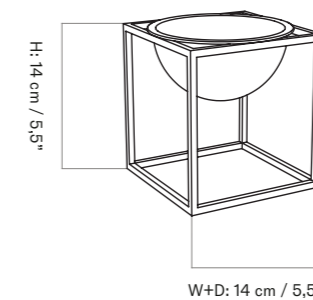
WEIGHT
0,994 kg / 2,19 lb
Gold-Plated: 0,984 kg / 2,17 lb

CERTIFICATION
Food safe when using inlay

PACKAGING TYPE
Gift box

PACKAGING MEASUREMENTS
(H x W x D)
H: 21 cm, W: 16 cm, D: 17 cm /
8,3" x 6,3" x 6,7"

MATERIALS & MAINTENANCE
Please see page 680 for materials, care and maintenance instructions.





KUBUS BOWL, LARGE
Designed by *Søren Lassen*

[BACK TO START](#)

The Kubus Bowl is designed by Søren Lassen, and features elements evocative of the Bauhaus school, one of Mogens Lassen's primary inspirations. The German design school believed that good design should be accessible to the people, and this concept appealed to architect Mogens Lassen. The Kubus Bowl is produced in Denmark with a focus on high quality and solid craftsmanship, and the bowl is a natural extension of the iconic Kubus candleholder, designed by Mogens Lassen in 1962. The Kubus Bowl is suitable for home decoration year-round and can contain everything from blossoms to herbs, fruits, vegetables or your favorite candy.



BLACK
BL20002



WHITE
BL20102



GOLD-PLATED
BL20702

STOCK OPTIONS

SKU	VARIANT
BL20002	KUBUS BOWL, LARGE, BLACK
BL20102	KUBUS BOWL, LARGE, WHITE
BL20702	KUBUS BOWL, LARGE, GOLD-PLATED

TECHNICAL SPECIFICATIONS

PRODUCT TYPE
Bowl

COLLI
2

ENVIRONMENT
Indoor

DIMENSIONS
H: 23 cm / 9,0"
W: 23 cm / 9,0"
D: 23 cm / 9,0"

PRODUCTION PROCESS
The frame is casted with zinc and shot blasted before it is powder coated. The bowl is casted with zinc and afterwards powder coated.

COLOURS
Black
White
Gold-Plated

MATERIALS
Powder coated zinc

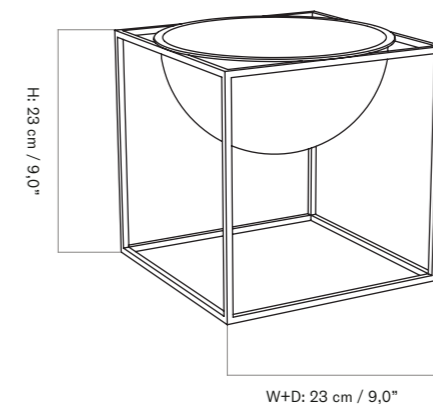
WEIGHT
1,924 kg / 4,24 lb
Gold-Plated: 1,809 kg / 3,99 lb

CERTIFICATION
Food safe when using inlay

PACKAGING TYPE
Gift box

PACKAGING MEASUREMENTS
(H × W × D)
H: 30 cm, W: 26 cm, D: 26 cm /
11,8" × 10,2" × 10,2"

MATERIALS & MAINTENANCE
Please see page 680 for materials, care and maintenance instructions.





KUBUS BOWL CENTERPIECE, SMALL
Designed by *Søren Lassen*

[BACK TO START](#)

The dictionary definition is “an object occupying a central, especially an adornment in the center of a table” and the Kubus Centerpieces are nothing short of that; an embellishment to any dining table. The centerpieces, designed by Søren Lassen, draws on simple geometric shapes like the square and the hemisphere characteristic for the Kubus collection. Lower than Kubus Bowl, the pieces are perfect for lively flower arrangements, plants and any other creative decoration that would flatter a dinner setting. Every bowl comes with an inlay making it suitable for food and greenery.



BLACK
BL23001



WHITE
BL23101



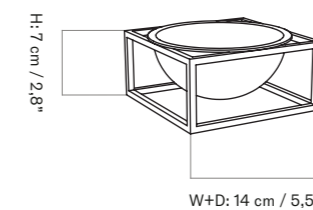
GOLD-PLATED
BL23701

STOCK OPTIONS

SKU	VARIANT
BL23001	KUBUS BOWL CENTERPIECE, SMALL, BLACK
BL23101	KUBUS BOWL CENTERPIECE, SMALL, WHITE
BL23701	KUBUS BOWL CENTERPIECE, SMALL, GOLD-PLATED

TECHNICAL SPECIFICATIONS

<p>PRODUCT TYPE Bowl</p>	<p>PRODUCTION PROCESS The frame is casted with zinc and shot blasted before it is powder coated. The bowl is casted with zinc and afterwards powder coated.</p>	<p>CERTIFICATION Food safe when using inlay</p>
<p>COLLI 4</p>	<p>COLOURS Black White Gold-Plated</p>	<p>PACKAGING TYPE Gift box</p>
<p>ENVIRONMENT Indoor</p>	<p>MATERIALS Powder coated zinc</p>	<p>PACKAGING MEASUREMENTS (H × W × D) 10,5 cm × 16 cm × 16 cm / 4,1" × 6,3" × 6,3"</p>
<p>DIMENSIONS H: 7 cm / 2,8" W: 14 cm / 5,5" D: 14 cm / 5,5"</p>	<p>WEIGHT 1,171 kg / 2,58 lb</p>	<p>MATERIALS & MAINTENANCE Please see page 680 for materials, care and maintenance instructions.</p>





KUBUS BOWL CENTERPIECE, LARGE
Designed by *Søren Lassen*

[BACK TO START](#)

The dictionary definition is “an object occupying a central, especially an adornment in the center of a table” and the Kubus Centerpieces are nothing short of that; an embellishment to any dining table. The centerpieces, designed by Søren Lassen, draws on simple geometric shapes like the square and the hemisphere characteristic for the Kubus collection. Lower than Kubus Bowl, the pieces are perfect for lively flower arrangements, plants and any other creative decoration that would flatter a dinner setting. Every bowl comes with an inlay making it suitable for food and greenery.



BLACK
BL23002



WHITE
BL23102



GOLD-PLATED
BL23702

STOCK OPTIONS

SKU	VARIANT
BL23002	KUBUS BOWL CENTERPIECE, LARGE, BLACK
BL23102	KUBUS BOWL CENTERPIECE, LARGE, WHITE
BL23702	KUBUS BOWL CENTERPIECE, LARGE, GOLD-PLATED

TECHNICAL SPECIFICATIONS

PRODUCT TYPE
Bowl

COLLI
4

ENVIRONMENT
Indoor

DIMENSIONS
H: 11,5 cm / 4,5"
W: 23 cm / 9,0"
D: 23 cm / 9,0"

PRODUCTION PROCESS
The frame is casted with zinc and shot blasted before it is powder coated. The bowl is casted with zinc and afterwards powder coated.

COLOURS
Black
White
Gold-Plated

MATERIALS
Powder coated zinc

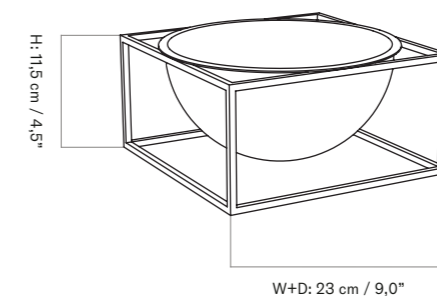
WEIGHT
2,574 kg / 5,67 lb

CERTIFICATION
Food safe when using inlay

PACKAGING TYPE
Gift box

PACKAGING MEASUREMENTS
(H × W × D)
15 cm × 26 cm × 26 cm / 5,9" × 10,2" × 10,2"

MATERIALS & MAINTENANCE
Please see page 680 for materials, care and maintenance instructions.





INLAY FOR KUBUS BOWL
Designed by *Søren Lassen*

[BACK TO START](#)

The Kubus Bowl is inspired by Mogens Lassen and incorporates elements from the Bauhaus period, which greatly influenced him in his work. The Kubus Bowl Inlay can be placed in the Kubus Bowl to protect the surface if wanting to use it for storing food or planting.

Small



BLACK
BL21001



WHITE
BL21011

Large



BLACK
BL21002



WHITE
BL21012

STOCK OPTIONS

SKU	VARIANT
BL21001	INLAY FOR BOWL, SMALL, BLACK
BL21011	INLAY FOR BOWL, SMALL, WHITE
BL21002	INLAY FOR BOWL LARGE, BLACK
BL21012	INLAY FOR BOWL, LARGE, WHITE

TECHNICAL SPECIFICATIONS

PRODUCT TYPE
Inlay

COLLI
1

ENVIRONMENT
Indoor

DIMENSIONS

Small
H: 6 cm / 2,36"
W: 12 cm / 4,7"
D: 12 cm / 4,7"

Large
H: 12 cm / 4,7"
W: 21 cm / 8,2"
D: 21 cm / 8,2"

COLOURS
Black (RAL 9005)
White

MATERIALS
Injection molded PE plastic

WEIGHT
Small: 0,3 kg / 0,67 lb
Large: 0,4 kg / 0,8 lb

PACKAGING TYPE
Gift box

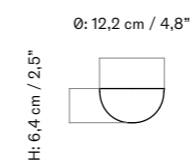
PACKAGING MEASUREMENTS
(H x W x D)

Small:
19 cm x 17 cm x 17 cm /
7,5" x 6,7" x 6,7"

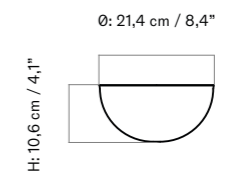
Large:
22 cm x 33,5 cm x 19 cm /
8,7" x 13,2" x 7,5"

MATERIALS & MAINTENANCE
Please see page 680 for materials, care and maintenance instructions.

SMALL



LARGE





KUBUS FLOWERPOT

Designed by *Søren Lassen*

Herb pot, vase or a simple container. The possibilities are endless. Another addition to the Kubus collection, Kubus Flowerpots come in three different sizes: Flowerpot 10, designed by Søren Lassen and Sarah Abbondio; Flowerpot 14; and Flowerpot 23, designed by Søren Lassen. The container is deeper than the classic Kubus Bowl, making this a highly versatile storage item. As the name indicates, it was originally intended as a home for plants and flowers, but with its elegant geometric shape it will sit happily in any space as a standalone piece. The Kubus Flowerpot comes in two distinctive monochrome powder-coated colors enabling it to fit into the interior aesthetic of any style-conscious home. Place it on the table, window sill, on the garden table, on the patio, or hang it on the wall with the Kubus Wall Bracket that give the Kubus Flowerpot a light, airy contemporary look. Like the other containers in the Kubus collection, this also comes with an insert that's recommended for planting.

Flowerpot 10



BLACK
BL24001



WHITE
BL24011

Flowerpot 14



BLACK
BL24002



WHITE
BL24012

Flowerpot 23



BLACK
BL24003



WHITE
BL24013

PRODUCT TYPE
Bowl

COLLI
Flowerpot 10: 4
Flowerpot 14 and 23: 2

ENVIRONMENT
Indoor

DIMENSIONS

10
H: 10 cm / 3,9"
W: 10 cm / 3,9"
D: 10 cm / 3,9"

14
H: 14 cm / 5,5"
W: 14 cm / 5,5"
D: 14 cm / 5,5"

23
H: 23 cm / 9,1"
W: 23 cm / 9,1"
D: 23 cm / 9,1"

TECHNICAL SPECIFICATIONS

PRODUCTION PROCESS
The frame is casted with zinc and afterwards shot blasted before it is powder coated. The bowl is casted with zinc and afterwards powder coated. The flower divider is laser cut and degreased before powder coated.

COLOURS
Black (RAL 9005)
White

MATERIALS
Powder coated zinc

WEIGHT
10: 0,655 kg / 1,44 lb
14: 1,082 / 2,39 lb
23: 2,679 / 5,91 lb

PACKAGING TYPE
Gift box

PACKAGING MEASUREMENTS
(H x W x D)

10
11 cm x 11 cm x 10,8 cm / 4,33" x 4,33" x 4,25"

14
21,2 cm x 16 cm x 16 cm / 8,35" x 6,3" x 6,3"

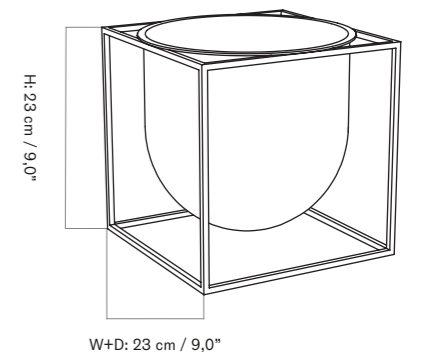
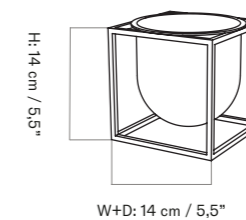
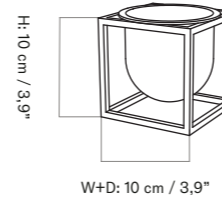
23
24,5 cm x 28,5 cm x 28,5 cm / 9,65" x 11,22" x 11,22"

MATERIALS & MAINTENANCE
Please see page 680 for materials, care and maintenance instructions.

10

14

23





KUBUS FLOWERPOT
Designed by *Søren Lassen*

[BACK TO START](#)

STOCK OPTIONS

SKU	VARIANT
BL24001	KUBUS FLOWERPOT 10, BLACK
BL24011	KUBUS FLOWERPOT 10, WHITE
BL24002	KUBUS FLOWERPOT 14, BLACK
BL24012	KUBUS FLOWERPOT 14, WHITE
BL24003	KUBUS FLOWERPOT 23, BLACK
BL24013	KUBUS FLOWERPOT 23, WHITE



INGEBORG SOFA, textile *sheepskin* fabric *moonlight*, designer *Flemming Lassen*
KUBUS FLOWERPOT, color *black*, designer *Søren Lassen*



KUBUS VASE LOLO

Designed by *Søren Lassen*

Kubus Vase Lolo was originally designed by Søren Lassen in 2014, but was launched in celebration of Audo's 10th anniversary 2018. The vase is a natural extension of the series, which has already seen the creation of the Kubus Line candlestick and Kubus Bowl to add to the original Kubus Candleholder. Whether it stands alone or as part of a collection of items, it looks crisp yet feminine when filled with light, colourful blooms. With its simplicity and precision, it also has a strong enough aesthetic to make a statement all on its own.



BLACK
BL22001



WHITE
BL22011

STOCK OPTIONS

SKU	VARIANT
BL22001	KUBUS VASE LOLO, BLACK
BL22011	KUBUS VASE LOLO, WHITE

TECHNICAL SPECIFICATIONS

PRODUCT TYPE
Vase

COLLI
4

ENVIRONMENT
Indoor

DIMENSIONS
H: 24 cm / 9,4"
W: 12 cm / 4,7"
D: 12 cm / 4,7"

PRODUCTION PROCESS
The frame is casted with zinc and afterwards shot blasted before powder coated. The bowl is casted from aluminum and degreased before it is powder coated. The flower divider is laser cut and degreased before powder coated.

COLOURS
Black
White

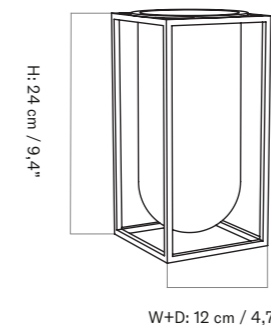
MATERIALS
Powder coated zinc

WEIGHT
1,4 kg / 3,09 lb

PACKAGING TYPE
Gift box

PACKAGING MEASUREMENTS
(H × W × D)
25,5 cm × 13 cm × 13 cm /
10,04" × 5,12" × 5,12"

MATERIALS & MAINTENANCE
Please see page 680 for materials, care and maintenance instructions.




 Divot Tray →

 Relevé Platter →

 Sentiment Paper Weight →

 Converge Book Ends →

 Ribbon Basket →

 Norm Wire Bin →

 Umanoff Wine Rack →

 Umanoff Planter →

DIVOT TRAY
Designed by *Colin King Studio*

The Divot Tray melds serene, graphic shapes and a simple material into a refined object with a timeless expression. The cast metal design with a brass finish is a statement piece for a desk, coffee table or dining table – for keys, incense or candles.



BRASS
4427839

STOCK OPTIONS

SKU	VARIANT
4427839	DIVOT TRAY, BRASS

TECHNICAL SPECIFICATIONS

PRODUCT TYPE
Serving tray

Colli
2

DIMENSIONS
H: 2 cm / 0,8" (+/- 5%)
W: 18 cm / 7" (+/- 5%)
Ø: 16 cm / 6,2" (+/- 5%)

PRODUCTION PROCESS
CNC cut and rolled metal sheets as shade with welded wire and machine cut components

COLOURS
Brass

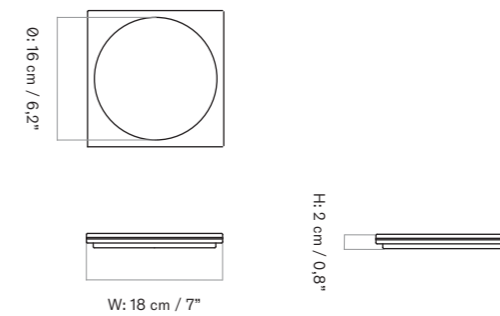
MATERIALS
Aluminum in brass finish

WEIGHT
1,05 kg / 2,31 lb

PACKAGING TYPE
Gift box

PACKAGING MEASUREMENTS
(H × W × D)
7 cm × 23 cm × 23 cm /
2,7" × 9" × 9"

MATERIALS & MAINTENANCE
Please see page 680 for materials, care and maintenance instructions.



RELEVÉ PLATTER
 Designed by *Colin King Studio*

Colin King's simple platter leaves a striking impression as a centrepiece on a dining or coffee table. The sculpted acacia wood design appears to float on air, its edges gently curved to cradle its contents.



DARK BROWN
 4787539

STOCK OPTIONS

SKU	VARIANT
4787539	RELEVÉ PLATTER, WOOD, DARK BROWN

TECHNICAL SPECIFICATIONS

PRODUCT TYPE
 Bowl

COLOURS
 Dark brown

PACKAGING TYPE
 Gift box

COLLI
 2

MATERIALS
 Acacia wood

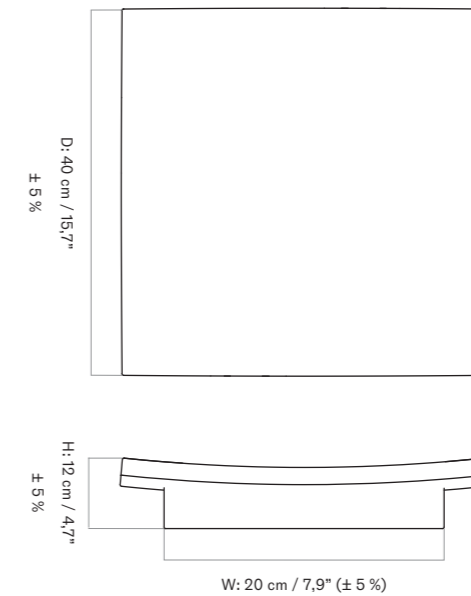
PACKAGING MEASUREMENTS
 (H × W × D)
 14 cm × 42 cm × 42 cm /
 5,5" × 16,5" × 16,5"

DIMENSIONS
 H: 12 cm / 4,7" (± 5 %)
 W: 20 cm / 7,9" (± 5 %)
 D: 40 cm / 15,7" (± 5 %)

WEIGHT
 1,7 kg / 3,75 lb

MATERIALS & MAINTENANCE
 Please see page 680 for materials, care and maintenance instructions.

PRODUCTION PROCESS
 Hand cut and polished wood





SENTIMENT PAPER WEIGHT
Designed by *Colin King Studio*

[BACK TO START](#)

Cast from a hand-shaped form that captures the essence of a ripe, late-autumn pear, the Sentiment Paper Weight in brass has a beautiful antique finish. The graceful design is ideal placed atop a stack of papers or as a decorative element in any interior setting.



BRASS, ANTIQUE
4825839

STOCK OPTIONS

SKU	VARIANT
4825839	SENTIMENT PAPER WEIGHT, BRASS

TECHNICAL SPECIFICATIONS

PRODUCT TYPE
Accessory

Colli
2

DIMENSIONS
H: 10 cm / 3,6"
W: 6 cm / 2,3"

PRODUCTION PROCESS
Sand casted brass

COLOURS
Brass, antique finish

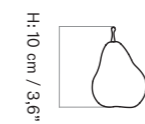
MATERIALS
Brass

WEIGHT
0,309 kg / 0,68 lb

PACKAGING TYPE
Gift box

PACKAGING MEASUREMENTS
(H × W × D)
9,5 cm × 10,5 cm × 14,5 cm /
3,7" × 4,1" × 5,7"

MATERIALS & MAINTENANCE
Please see page 680 for materials, care and maintenance instructions.



W: 6 cm / 2,3"





CONVERGE BOOK ENDS
Designed by *Colin King Studio*

[BACK TO START](#)

Created to hold books in place, the abstract forms of the Converge Book Ends are shaped from lava stone – a dark and porous material with a textured surface. Use as intended, one at either side of a line of books, or interlock together to create a functional sculpture.



BLACK / GREY
4210149



STOCK OPTIONS

SKU	VARIANT
4210149	CONVERGE BOOK ENDS, LAVA STONE

TECHNICAL SPECIFICATIONS

PRODUCT TYPE
Accessory

COLOURS
Black / Grey

PACKAGING TYPE
Gift box

COLLI
2

MATERIALS
Lava stone

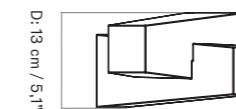
PACKAGING MEASUREMENTS
(H × W × D)
13,5 cm × 34 cm × 28 cm /
5,3" × 13,4" × 11"

DIMENSIONS
H: 38 cm / 14,9"
W: 20 cm / 7,8"
D: 13 cm / 5,1"

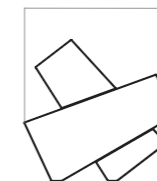
WEIGHT
5,48 KG / 12,08 LB

MATERIALS & MAINTENANCE
Please see page 680 for materials, care and maintenance instructions.

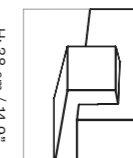
PRODUCTION PROCESS
CNC cut



W: 20 cm / 7,8"



H: 38 cm / 14,9"






RIBBON BASKET

Designed by *Norm Architects*

A modern storage solution with a traditionalist feel, the Ribbon Basket contrasts sleek powder coated steel with soft, inviting curves. Crafted with precision, vertically positioned metal strips are formed into a gently rounded lip that makes it easy to carry the basket from room to room. Cushioned on the bottom with tonal leather for an exclusive feel and elevated on silicone feet for stability and protection, it adds instant graphic appeal to a room, as a practical and decorative home for magazines, home textiles, accessories and more.



BLACK
4300539



IVORY
4300649

STOCK OPTIONS

SKU	VARIANT
4300539	RIBBON BASKET, BLACK
4300649	RIBBON BASKET, IVORY

TECHNICAL SPECIFICATIONS

PRODUCT TYPE
Basket

COLOURS
Black (RAL 9005)
Ivory (RAL 9002)

PACKAGING TYPE
Brown Box

COLLI
2

MATERIALS
Powder coated steel, leather and silicone

PACKAGING MEASUREMENTS

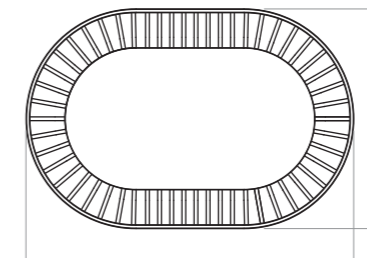
(H × W × D)
32,5 cm × 61,7 cm × 41,7 cm /
12,8" × 24,3" × 16,4"

DIMENSIONS
H: 30,3 cm / 12"
W: 60,7 cm / 23,9"
D: 40,7 cm / 16"

WEIGHT
N / A


MATERIALS & MAINTENANCE
Please see page 680 for materials, care and maintenance instructions.

PRODUCTION PROCESS
CNC cut and bended steel welded together, painted with textured powder coating. 2 mm real leather glued to the bottom of the basket

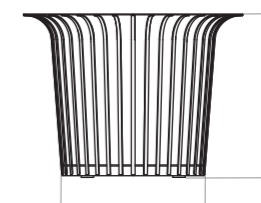


W: 60,7 cm / 23,9"

D: 40,7 cm / 16"



W: 46,5 cm / 18,3"



D: 26,5 cm / 10,4"

H: 30,3 cm / 12"



NORM WIRE BIN
Designed by *Norm Architects*

[BACK TO START](#)

Open weave powder coated steel basket.



BLACK
9000539

STOCK OPTIONS

SKU	VARIANT
9000539	NORM WIRE BIN, BLACK

TECHNICAL SPECIFICATIONS

PRODUCT TYPE
Bin

COLLI
4

DIMENSIONS
Ø: 32 cm / 12,6"
H: 35 cm / 13,8"

PRODUCTION PROCESS
Welded steel rods with a powder coated surface.

COLOURS
Black (RAL 9005)

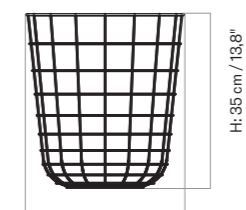
MATERIALS
Powder coated steel

WEIGHT
1 KG / 2,20 LB

PACKAGING TYPE
Bulk

PACKAGING MEASUREMENTS
(H × W × D)
35,5 cm × 32 cm × 32 cm /
13,9" × 12,6" × 12,6"

MATERIALS & MAINTENANCE
Please see page 680 for materials, care and maintenance instructions.



Ø: 32 cm / 12,6"

H: 35 cm / 13,8"



UMANOFF WINE RACK
Designed by *Arthur Umanoff*

[BACK TO START](#)

Arthur Umanoff's mid-century modern wine rack combines black powder coated steel with leather for an industrial look. Holding 8 bottles, the reissued design is ideal for wine cellars or as a standalone rack in a kitchen or dining room for keeping bottles within easy reach. The timeless design doubles as a sculptural feature.



BLACK / COGNAC
4652539

STOCK OPTIONS

SKU	VARIANT
4652539	UMANOFF WINE RACK , BLACK / COGNAC

TECHNICAL SPECIFICATIONS

PRODUCT TYPE
Wine rack

COLOUR
Black (RAL 9005), cognac leather

PACKAGING TYPE
Brown box

COLLI
1

CLOSS
Gloss 10-20 (with texture)

PACKAGING MEASUREMENTS
(H × W × D)
49,5 cm × 26 cm × 27 cm /
19,5" × 10,2" × 10,6"

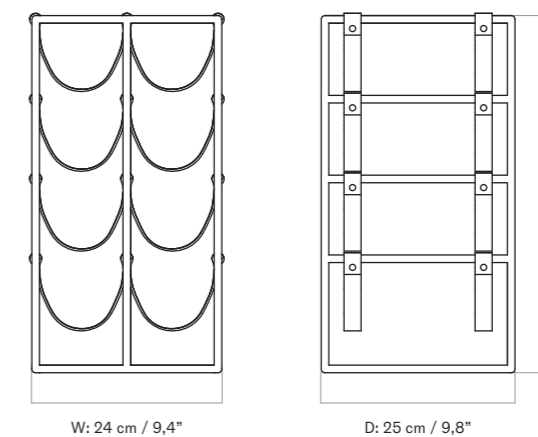
DIMENSIONS
H: 47,5 cm / 18,7"
W: 24 cm / 9,4 "
D: 25 cm / 9,8"

MATERIALS
Powder coated steel, top grain leather and solid brass

MATERIALS & MAINTENANCE
Please see page 680 for materials, care and maintenance instructions.

PRODUCTION PROCESS
Welded steel rod with handcutted top grain leather.

WEIGHT
4,58 kg / 10,1 lb





UMANOFF PLANTER
Designed by *Arthur Umanoff*

[BACK TO START](#)

Offered in three different sizes, the Umanoff Planter marries sleek powder coated steel lines with curved handwoven rattan for a natural contrast. Designed in 1961 by the late Arthur Umanoff, a master of mid-century modern, the elevated planter is suitable for both indoor and outdoor use.



Planter 27



BLACK / RATTAN
5710539

Planter 32,5



BLACK / RATTAN
5711539

Planter 69



BLACK / RATTAN
5712539

TECHNICAL SPECIFICATIONS

PRODUCT TYPE
Planter

COLLI
1

ENVIRONMENT
Indoor
Outdoor

DIMENSIONS

27
H: 27 cm / 10,6"
Ø: 27 cm / 10,6"

32,5
H: 32,5 cm / 12,8"
Ø: 41 cm / 16,1"

69
H: 69 cm / 27,2"
Ø: 36,5 cm / 14,4"

PRODUCTION PROCESS
Welded steel rod, spun steel and
handwoven natural rattan.

COLOURS
Black (RAL 9005)

GLOSS
Gloss 10-20 (with texture)

MATERIALS
Powder coated steel, rattan

WEIGHT
27: 2,4 kg / 5,29 lb
32,5: 4,2 kg / 9,3 lb
69: 4 kg / 8,8 lb

PACKAGING TYPE
Brown box

PACKAGING MEASUREMENTS
(H × W × D)

27
30 cm × 28,5 cm × 28,5 cm /
11,8" × 11,2" × 11,2"

32,5
35,5 cm × 42,5 cm × 42,5 cm /
14" × 16,2" × 16,2"

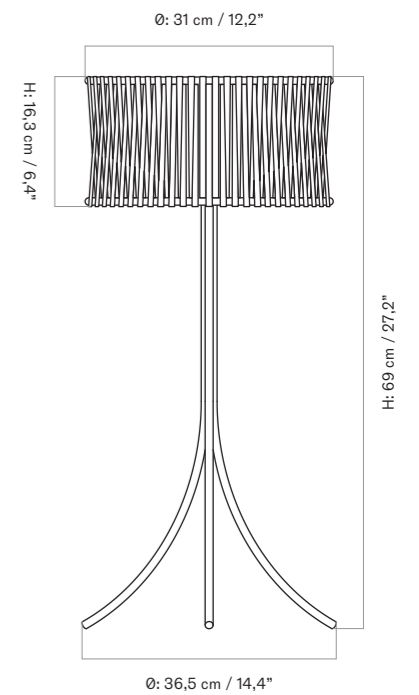
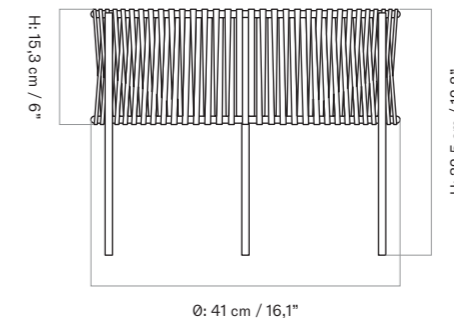
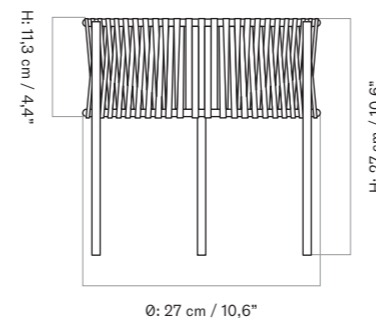
69
71,5 cm × 35 cm × 33 cm /
28,1" × 13,8" × 13"

MATERIALS & MAINTENANCE
Please see page 680 for materials, care and
maintenance instructions.

PLANTER, 27

PLANTER, 32,5

PLANTER, 69





UMANOFF PLANTER
Designed by *Arthur Umanoff*

[BACK TO START](#)

STOCK OPTIONS

SKU	VARIANT
5710539	UMANOFF PLANTER, 27, BLACK / RATTAN
5711539	UMANOFF PLANTER, 32,5, BLACK / RATTAN
5712539	UMANOFF PLANTER, 69, BLACK / RATTAN



NIMBUS MIRROR, size Ø110, material *polished brass*, designer *Krøyer-Sætter-Lassen*
UMANOFF PLANTER, size 27, material *black / rattan*, designer *Arthur Umanoff*
UMANOFF PLANTER, size 69, material *black / rattan*, designer *Arthur Umanoff*
UMANOFF PLANTER, size 32,5, material *black / rattan*, designer *Arthur Umanoff*

 Frame Box 10 →

 Frame Box 14 →

 Frame Box 20 →

FRAME BOX 10
Designed by *Søren Lassen*

Frame Box is a square box in a cubistic shape. The simple boxes are inspired by the Kubus candleholder by Mogens Lassen, that are based on strict mathematical formulas and designed with the greatest precision. The Frame boxes are available in three sizes: 10, 14 and 20, which can be combined to exactly match your storage needs. The cubistic boxes can be easily stacked on top of each other, as the handle contains a spring function, which is easily pressed down when a box is stacked on top of another box. The Frame boxes provide a flexible storage solution – perfect for storing office accessories, jewellery, makeup and any knickknacks that need organising and storing. The small and simple Frame boxes are manufactured and assembled by hand in Denmark. It is a collection that truly unites functionality, quality and aesthetics.



WHITE
BL40105



DARK GREY
BL40101



LIGHT GREY
BL40102



OAK
BL40100



BLACK STAINED ASH
BL40103



SMOKED OAK
BL40106

STOCK OPTIONS

SKU	VARIANT
BL40105	FRAME BOX 10, 10X10X10, WHITE
BL40101	FRAME BOX 10, 10X10X10, DARK GREY
BL40102	FRAME BOX 10, 10X10X10, LIGHT GREY
BL40100	FRAME BOX 10, 10X10X10, OAK
BL40103	FRAME BOX 10, 10X10X10, BLACK STAINED ASH
BL40106	FRAME BOX 10, 10X10X10, SMOKED OAK

TECHNICAL SPECIFICATIONS

PRODUCT TYPE
Storage system

COLLI
4

ENVIRONMENT
Indoor

DIMENSIONS
H: 10 cm / 3,9"
W: 10 cm / 3,9"
D: 10 cm / 3,9"

PRODUCTION PROCESS
The frame is casted with zinc and shot blasted before powder coated. The plates are made from a MDF core with a melamine or veneer surface. The knob is made from aluminum with a powder coated black finish and mounted with a spring, circlip and a plastic bush with makes the boxes easy to stack.

COLOURS
White
Dark Grey
Light Grey
Oak
Black Stained Ash
Smoked Oak

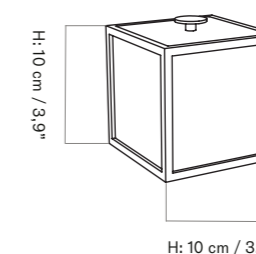
MATERIALS
Aluminium, MDF with melamine or ash/oak veneer.

WEIGHT
0,73 kg / 1,61 lb

PACKAGING TYPE
Gift box

PACKAGING MEASUREMENTS
(H × W × D)
11 cm × 11 cm × 11 cm / 4,3" × 4,3" × 4,3"

MATERIALS & MAINTENANCE
Please see page 680 for materials, care and maintenance instructions.





FRAME BOX 14
Designed by *Søren Lassen*

[BACK TO START](#)

Frame Box is a square box in a cubistic shape. The simple boxes are inspired by the Kubus candleholder by Mogens Lassen, that are based on strict mathematical formulas and designed with the greatest precision. The Frame boxes are available in three sizes: 10, 14 and 20, which can be combined to exactly match your storage needs. The cubistic boxes can be easily stacked on top of each other, as the handle contains a spring function, which is easily pressed down when a box is stacked on top of another box. The Frame boxes provide a flexible storage solution – perfect for storing office accessories, jewellery, makeup and any knickknacks that need organising and storing. The small and simple Frame boxes are manufactured and assembled by hand in Denmark. It is a collection that truly unites functionality, quality and aesthetics.



WHITE
BL40125



DARK GREY
BL40121



LIGHT GREY
BL40122



OAK
BL40120



BLACK STAINED ASH
BL40123



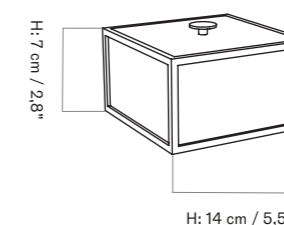
SMOKED OAK
BL40126

STOCK OPTIONS

SKU	VARIANT
BL40125	FRAME BOX 14, 7X14X14, WHITE
BL40121	FRAME BOX 14, 7X14X14, DARK GREY
BL40122	FRAME BOX 14, 7X14X14, LIGHT GREY
BL40120	FRAME BOX 14, 7X14X14, OAK
BL40123	FRAME BOX 14, 7X14X14, BLACK STAINED ASH
BL40126	FRAME BOX 14, 7X14X14, SMOKED OAK

TECHNICAL SPECIFICATIONS

<p>PRODUCT TYPE Storage system</p>	<p>PRODUCTION PROCESS The frame is casted with zinc and shot blasted before powder coated. The plates are made from a MDF core with a melamine or veneer surface. The knob is made from aluminum with a powder coated black finish and mounted with a spring, circlip and a plastic bush with makes the boxes easy to stack.</p>	<p>WEIGHT 0,934 / 2,06 lb</p>
<p>COLLI 2</p>	<p>COLOURS White Dark Grey Light Grey Oak Black Stained Ash Smoked Oak</p>	<p>PACKAGING TYPE Gift box</p>
<p>ENVIRONMENT Indoor</p>	<p>MATERIALS Aluminium, MDF with melamine or ash/oak veneer.</p>	<p>PACKAGING MEASUREMENTS (H × W × D) 9 cm × 15 cm × 15 cm / 3,5" × 5,9" × 5,9"</p>
<p>DIMENSIONS H: 7 cm / 2,8" W: 14 cm / 5,5" D: 14 cm / 5,5"</p>		<p>MATERIALS & MAINTENANCE Please see page 680 for materials, care and maintenance instructions.</p>





FRAME BOX 20
Designed by *Søren Lassen*

Frame Box is a square box in a cubistic shape. The simple boxes are inspired by the Kubus candleholder by Mogens Lassen, that are based on strict mathematical formulas and designed with the greatest precision. The Frame boxes are available in three sizes: 10, 14 and 20, which can be combined to exactly match your storage needs. The cubistic boxes can be easily stacked on top of each other, as the handle contains a spring function, which is easily pressed down when a box is stacked on top of another box. The Frame boxes provide a flexible storage solution – perfect for storing office accessories, jewellery, makeup and any knickknacks that need organising and storing. The small and simple Frame boxes are manufactured and assembled by hand in Denmark. It is a collection that truly unites functionality, quality and aesthetics.



WHITE
BL40135



DARK GREY
BL40131



LIGHT GREY
BL40132



OAK
BL40130



BLACK STAINED ASH
BL40133



SMOKED OAK
BL40136

STOCK OPTIONS

SKU	VARIANT
BL40135	FRAME BOX 20, 10X20X20, WHITE
BL40131	FRAME BOX 20, 10X20X20, DARK GREY
BL40132	FRAME BOX 20, 10X20X20, LIGHT GREY
BL40130	FRAME BOX 20, 10X20X20, OAK
BL40133	FRAME BOX 20, 10X20X20, BLACK STAINED ASH
BL40136	FRAME BOX 20, 10X20X20, SMOKED OAK

TECHNICAL SPECIFICATIONS

PRODUCT TYPE
Storage System

COLLI
2

ENVIRONMENT
Indoor

DIMENSIONS
H: 10 cm / 3,9"
W: 20 cm / 7,9"
D: 20 cm / 7,9"

PRODUCTION PROCESS
The frame is casted with zinc and shot blasted before powder coated. The plates are made from a MDF core with a melamine or veneer surface. The knob is made from aluminum with a powder coated black finish and mounted with a spring, circlip and a plastic bush with makes the boxes easy to stack.

COLOURS
White
Dark Grey
Oak
Black Stained Ash
Smoked Oak

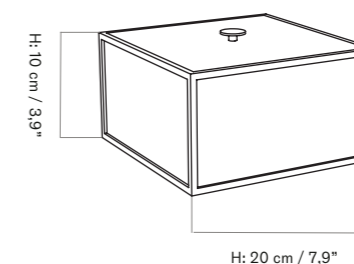
MATERIALS
Aluminium, MDF with melamine or ash/oak veneer.

WEIGHT
1,621 / 3,57 lb

PACKAGING TYPE
Gift box

PACKAGING MEASUREMENTS
(H × W × D)
11 cm × 21 cm × 21 cm / 4,3" × 8,3" × 8,3"

MATERIALS & MAINTENANCE
Please see page 680 for materials, care and maintenance instructions.





Pallarès × Audo Plant Pruner →



Hydrous Planter →



Pallarès × Audo Plant Shears →



Hydrous Watering Stick →

Pallarès × Audo Plant Tools
Set of 3 →

Hydrous Plant Mister →



Daiza Planters →



Hydrous Watering Can →



Cresco Propagation Vases →



Meira Oil Lantern →



Hana Vase →



Plantas Planter →



PALLARÈS × AUDO PLANT PRUNER

Designed by *Pallarès Exclusively for Audo*

Made exclusively for Audo by Spanish toolmakers Pallarès, a century-old manufacturer of knives and tools of the highest quality. Intended for everyday gardening use such as pruning larger branches and stems, the pruner has an ergonomic grip and leather safety fastener.

A handmade leather holder fitted with a belt loop ensures the safe storage of the tool when not in use. The natural leather will develop a rich patina with age and use.

Carbon steel is incredibly strong and long-lasting and requires minimal care to maximise its lifespan. Clean and hand dry after use. To prevent corrosion, always ensure tools are kept dry when not in use. Do not leave outside overnight or out in the rain. Rust deposits can be removed with oil.



PLANT PRUNER
4861039

STOCK OPTIONS

SKU	VARIANT
4861039	PALLARES × AUDO PLANT PRUNER

TECHNICAL SPECIFICATIONS

PRODUCT TYPE
Plant tools

COLOUR
Steel

PACKAGING TYPE
Wooden crate

COLLI
1

MATERIALS
Carbon steel, leather

PACKAGING MEASUREMENTS
(H × W × D)
8,5 cm × 12 cm × 26 cm /
3,35" × 4,72" × 10,24"

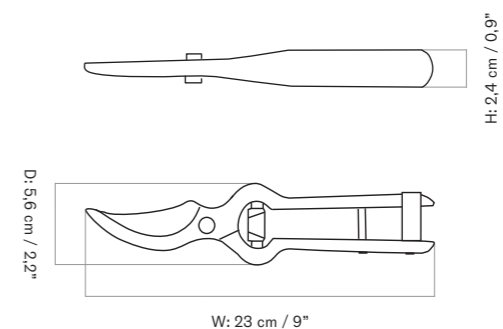
ENVIRONMENT
Outdoor

WEIGHT
0,357 kg / 0,79 lbs

MATERIALS & MAINTENANCE
Please see page 680 for materials, care and maintenance instructions.

DIMENSIONS
H: 2,4 cm / 0,9"
W: 23 cm / 9"
D: 5,6 cm / 2,2"

PRODUCTION PROCESS
Hand made steel parts, hand sewn leather holder.





PALLARÈS × AUDO PLANT SHEARS

Designed by *Pallarès Exclusively for Audo*

Made exclusively for Audo by Spanish toolmakers Pallarès, with more than 100 years of experience as manufactures of knives and tools of the highest quality. The shears can be used for general garden use, but are especially useful for precise, clean cuts on stems, flowers, or smaller branches when pruning or floral arranging. They feature an ergonomic grip and leather loop to close the tools.

The shears come with a handmade leather holder with belt loop, for safe storage of the tools when not in use. The natural leather will develop a rich patina.

Carbon steel is incredibly strong and long-lasting and requires minimal care to maximise its lifespan. Clean and hand dry after use. To prevent corrosion, always ensure tools are kept dry when not in use. Do not leave outside overnight or out in the rain. Rust deposits can be removed with oil.



PLANT SHEARS
4862039

STOCK OPTIONS

SKU	VARIANT
4862039	PALLARES × AUDO PLANT SHEARS

TECHNICAL SPECIFICATIONS

PRODUCT TYPE
Plant tools

COLOUR
Steel

PACKAGING TYPE
Wooden crate

COLLI
1

MATERIALS
Carbon steel, leather

PACKAGING MEASUREMENTS
(H × W × D)
8,5 cm × 12 cm × 26 cm /
3,35" × 4,72" × 10,24"

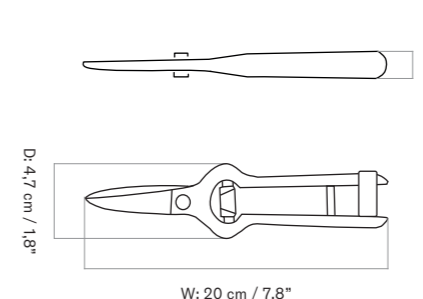
ENVIRONMENT
Outdoor

WEIGHT
0,216 kg / 0,48 lbs

MATERIALS & MAINTENANCE
Please see page 680 for materials, care and maintenance instructions.

DIMENSIONS
H: 1,8 cm / 0,7"
W: 20 cm / 7,8"
D: 3,7 cm / 1,8"

PRODUCTION PROCESS
Hand made steel parts, hand sewn leather holder.





PALLARÈS × AUDO PLANT TOOLS, SET OF 3
Designed by *Pallarès Exclusively* for *Audo*

[BACK TO START](#)

Created exclusively for Audo by Spanish toolmakers Pallarès, with 100 years of experience as manufactures of knives and tools of the highest quality. The set includes a trowel, hand rake, and hoe, and are intended for digging, weeding, or preparing the soil for transplanting. Handmade from carbon steel for exceptional strength, the ergonomic, lightweight designs are fitted with oak handles and leather details, and bear the hallmarks of fine metal craft.

Carbon steel is an incredibly strong and long-lasting metal alloy, but requires some special care to maximize the lifetime of your product. Read more in our care & maintenance guide.



SET OF 3
4860099

STOCK OPTIONS

SKU	VARIANT
4860099	PALLARES × AUDO PLANT TOOLS, SET OF 3

TECHNICAL SPECIFICATIONS

PRODUCT TYPE
Plant tools

COLLI
1

ENVIRONMENT
Outdoor

DIMENSIONS

Hoe
L: 35 cm / 13,9"
W: 6 cm / 2,36"
D: 11 cm / 4,4"

Hand rake
L: 35 cm / 13,9"
W: 8,5 cm / 3,34"
D: 3,5 cm / 1,37"

Trowel
L: 31,5 cm / 12,4"
W: 8,5 cm / 3,34"
D: 3,5 cm / 1,4"

PRODUCTION PROCESS
Hand made steel parts and CNC turned handle.

COLOUR
Black / Natural oak

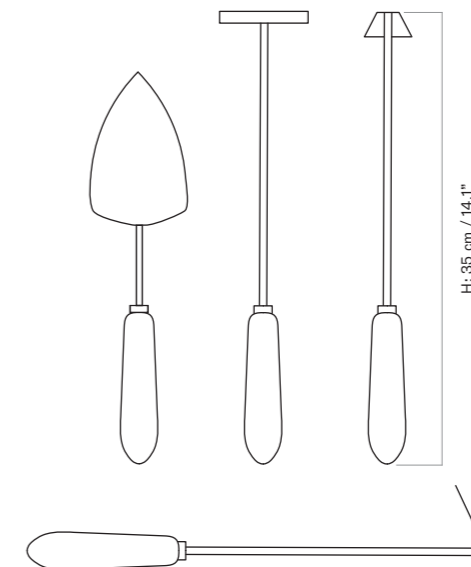
MATERIALS
Carbon steel, wood, leather

WEIGHT
0,802 kg / 1,77 lbs

PACKAGING TYPE
Wooden crate

PACKAGING MEASUREMENTS
(H × W × D)
9 cm × 30 cm × 38 cm /
3,54" × 11,81" × 14,96"

MATERIALS & MAINTENANCE
Please see page 680 for materials, care and maintenance instructions.





DAIZA PLANTER
Designed by *Audo*

Inspired by ancient amphoras and elevated on iron feet, the stoneware Daiza Planter features a glossy, reactive glaze that lends the design a beautiful depth of colour and texture. Each piece is made by hand from natural materials and displays unique characteristics. For indoor use. For outdoor use, follow the care and maintenance guide.



TECHNICAL SPECIFICATIONS

PRODUCT TYPE
Pot

COLLI
1

ENVIRONMENT
Indoor. For outdoor use please follow care instructions.

DIMENSIONS

<i>H35 / Ø25</i> H: 37 cm / 14,5" Ø: 25 cm / 9,8"	<i>H45 / Ø35</i> H: 47 cm / 18,5" Ø: 35 cm / 13,8"
<i>H35 / Ø48</i> H: 37 cm / 14,5" Ø: 48 cm / 18,8"	<i>H65 / Ø28</i> H: 67 cm / 26,3" Ø: 25 cm / 9,8"

PRODUCTION PROCESS
Bases are produced welding steel tubes. The planter is made by casting.

COLOUR
Black RAL 9005
Ivory

MATERIALS
Steel, glazed pottery

WEIGHT
H35 / Ø25: 4,4 kg / 9,7 lb
H35 / Ø48: 8,4 kg / 18,52 lb
H45 / Ø35: 5 kg / 11,02 lb
H65 / Ø25: 5,2 kg / 11,46 lb

PACKAGING TYPE
Brown box

PACKAGING MEASUREMENTS
(H × W × D)

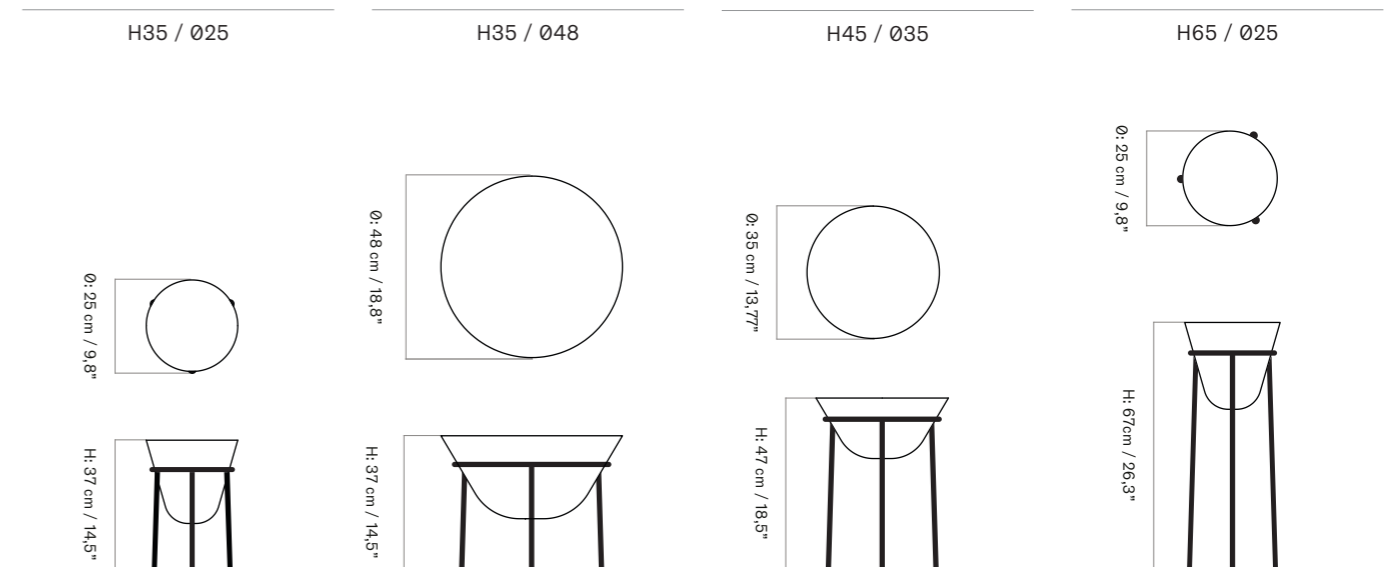
H35 / Ø25
42 cm × 30 cm × 30 cm /
16,54" × 11,81" × 11,81"

H35 / Ø48
41 cm × 53 cm × 53 cm /
16,14" × 20,87" × 20,87"

H45 / Ø35
53 cm × 40 cm × 40 cm /
20,87" × 15,75" × 15,75"

H65 / Ø25
72 cm × 38 cm × 38 cm /
14,96" × 16,1" × 14,96"

MATERIALS & MAINTENANCE
Please see page 680 for materials, care and maintenance instructions.





DAIZA PLANTER
Designed by *Audo*

[BACK TO START](#)

STOCK OPTIONS

SKU	VARIANT
4844649	DAIZA PLANTER, H35 / Ø25, IVORY
4848649	DAIZA PLANTER, H35 / Ø48, IVORY
4847649	DAIZA PLANTER, H45 / Ø35, IVORY
4846649	DAIZA PLANTER, H65 / Ø25, IVORY



DAIZA PLANTER, size *H35 / Ø25*, material *Ivory* designer *Audo*
DAIZA PLANTER, size *H35 / Ø48*, material *Ivory* designer *Audo*
DAIZA PLANTER, size *H45 / Ø35*, material *Ivory* designer *Audo*
DAIZA PLANTER, size *H65 / Ø25*, material *Ivory* designer *Audo*



CRESCO PROPAGATION VASES, SET OF 2
Designed by *Audo*

[BACK TO START](#)

An easy and elegant way to propagate plant cuttings or sprout larger seeds, Cresco's simple form lets nature take centre stage. The glass vessel allows light to reach the growing roots while the concave ceramic discs supports the plant as it grows. Use for cuttings, bulbs, or other seeds like avocado pits or acorns.



SET OF 2
4849039



STOCK OPTIONS

SKU	VARIANT
4849039	CRESCO PROPAGATION VASES, SET OF 2

TECHNICAL SPECIFICATIONS

PRODUCT TYPE
Vase

PRODUCTION PROCESS
The top part is by slipcasting stoneware, and the glass part by heated and shaped borosilicate tubes.

WEIGHT
0,405 kg / 0,89 lbs

COLLI
8

COLOUR
Brown/Clear Glass

PACKAGING TYPE
Gift box

ENVIRONMENT
Indoor

MATERIALS
Glass, stoneware

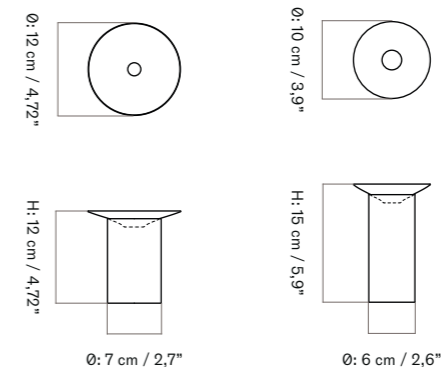
PACKAGING MEASUREMENTS
(H × W × D)
16,2 cm × 19,2 cm × 19,2 cm /
6,38" × 7,56" × 7,56"

DIMENSIONS

H12
H: 12 cm / 4,72"
Ø: 12 cm / 4,72"

H15
H: 15 cm / 5,9
Ø: 10 cm / 3,9"

MATERIALS & MAINTENANCE
Please see page 680 for materials, care and maintenance instructions.





HANA VASE
Designed by *Kroeyer-Saetter-Lassen*

BACK TO START

Hana is inspired by Ikebana, the ancient Japanese art of flower arranging. Artfully position stems upright thanks to its central holder – or kenzan, which can be removed to allow for a more traditional arrangement.



H7



UMBER
4827979

H14,5



OCHRE
4828419

H26



ASHEN
4829659

STOCK OPTIONS

SKU	VARIANT
4827979	HANA VASE, H7, UMBER
4828419	HANA VASE, H14,5, OCHRE
4829659	HANA VASE, H26, ASHEN

TECHNICAL SPECIFICATIONS

PRODUCT TYPE
Vase

COLLI
2 / 1 / 1

ENVIRONMENT
Indoor

DIMENSIONS

H7
H: 7 cm / 2,7"
Ø: 27 cm / 10,6"

H14,5
H: 14,5 cm / 5,7"
Ø: 14 cm / 5,5"

H26
H: 26 cm / 10,2"
Ø: 29 cm / 11,4"

PRODUCTION PROCESS
The vases are made using slip casting, and press moulding for the inner part.

COLOUR
H7: Umber
H14,5: Ochre
H26: Ashen

MATERIALS
Glazed stoneware

WEIGHT
H7: 1,1 kg / 2,5 lb
H14,5: 0,4 kg / 0,9 lb
H26: 2,2 kg / 4,8 lb

PACKAGING TYPE
Gift box

PACKAGING MEASUREMENTS
(H × W × D)

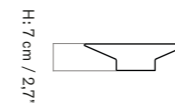
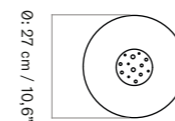
H7
22,3 cm × 25,9 cm × 21,7 cm /
8,78" × 10,2" × 8,54"

H14,5
40 cm × 35,5 cm × 21,5 cm /
15,7" × 14" × 8,5"

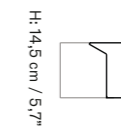
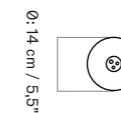
H26
55,5 cm × 30 cm × 19 cm /
21,9" × 11,8" × 7,5"

MATERIALS & MAINTENANCE
Please see page 680 for materials, care and maintenance instructions.

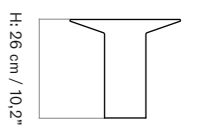
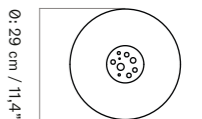
H7



H14,5



H26





PLANTAS PLANTER
Designed by *Audo*

BACK TO START

Copenhagen-based architects Mentze Ottenstein took their design cues from their local neighbourhood when creating their Strandgade collection for Audo, named after the street in which they reside. Their elegant glass- and stoneware designs are infused with function and a sense of nostalgia.

H17



IVORY
4835649

H24



IVORY
4836649

H26



IVORY
4837649

H32



IVORY
4838649

TECHNICAL SPECIFICATIONS

PRODUCT TYPE
Pot

COLLI
2 / 2 / 1 / 1

ENVIRONMENT
Indoor. For outdoor use please follow care instructions.

DIMENSIONS

H17
H: 17 cm / 6,7"
W: 25 cm / 9,8"
Ø: 20 cm / 6,7"

H26
H: 26 cm / 10,2"
W: 32 cm / 12,5"
Ø: 26 cm / 10,2"

H24
H: 24 cm / 9,4"
W: 24 cm / 9,4"
Ø: 20 cm / 6,7"

H32
H: 32 cm / 12,5"
W: 40 cm / 15,7"
Ø: 28 cm / 11"

PRODUCTION PROCESS
The planters are made using slip casting and afterwards each texture/pattern is hand made.

COLOUR
Ivory

MATERIALS
Un-glazed stoneware

WEIGHT
H17: 1,8 kg / 3,97 lb
H24: 2,76 kg / 6,08 lb
H26: 4,26 kg / 9,39 lb
H32: 6,67 kg / 14,7 lb

PACKAGING TYPE
Gift box

PACKAGING MEASUREMENTS
(H × W × D)

H17
25,5 cm × 29,5 cm × 11,61 cm /
10,04" × 11,61" × 12,2"

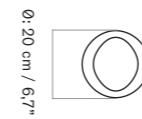
H24
31,5 cm × 31,5 cm × 32,5 cm /
12,4" × 12,4" × 12,8"

H26
32,5 cm × 39 cm × 39 cm /
12,8" × 12,8" × 15,35"

H32
44 cm × 51 cm × 51 cm /
17,32" × 17,32" × 20,08"

MATERIALS & MAINTENANCE
Please see page 680 for materials, care and maintenance instructions.

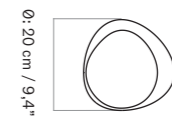
H17



H: 17 cm / 6,7"

W: 25 cm / 9,8"

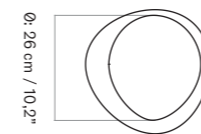
H24



H: 24 cm / 9,4"

W: 24 cm / 9,4"

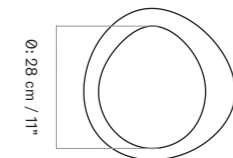
H26



H: 26 cm / 10,2"

W: 32 cm / 12,5"

H32



H: 32 cm / 12,5"

W: 40 cm / 15,7"



STOCK OPTIONS

SKU	VARIANT
4835649	PLANTAS PLANTER, H17, IVORY
4836649	PLANTAS PLANTER, H24, IVORY
4837649	PLANTAS PLANTER, H26, IVORY
4838649	PLANTAS PLANTER, H32, IVORY

PLANTAS PLANTER, size *H17*, material *Ivory* designer *Audo*
PLANTAS PLANTER, size *H24*, material *Ivory* designer *Audo*
PLANTAS PLANTER, size *H26*, material *Ivory* designer *Audo*
PLANTAS PLANTER, size *H32*, material *Ivory* designer *Audo*





HYDROUS PLANTER
Designed by *Audo*

[BACK TO START](#)

Ensuring hassle-free plant care, this self-watering pot allows the plant to draw water to its roots as needed. Simply fill the saucer with water and let the nylon wick work its magic. For indoor use only. For outdoor use, follow the care and maintenance guide.



ASHEN
4804859

OCHRE
4833859



ASHEN
4834659

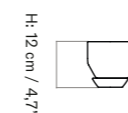
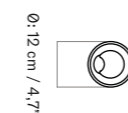
STOCK OPTIONS

SKU	VARIANT
4833659	HYDROUS PLANTER, Ø12, ASHEN
4833859	HYDROUS PLANTER, Ø12, OCHRE
4834659	HYDROUS PLANTER, Ø20, ASHEN

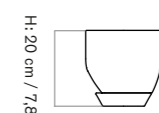
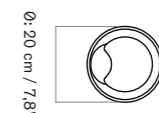
TECHNICAL SPECIFICATIONS

PRODUCT TYPE Vase	PRODUCTION PROCESS The planters are made using slip casting.	PACKAGING TYPE Gift box
COLLI Ø12: 4 Ø20: 2	COLOUR Ashen Ochre	PACKAGING MEASUREMENTS (H × W × D) Ø12 14 cm × 16,5 cm × 16,5 cm / 5,51" × 6,5" × 6,5" Ø20 20,5 cm × 25 cm × 25 cm / 8,07" × 9,84" × 9,84"
ENVIRONMENT Indoor. For outdoor use please follow care instructions.	MATERIALS Glazed stoneware, nylon rope	MATERIALS & MAINTENANCE Please see page 680 for materials, care and maintenance instructions.
DIMENSIONS Ø12 H: 12 cm / 4,7" Ø: 12 cm / 4,7" Ø20 H: 20 cm / 7,8" Ø: 20 cm / 7,8"	WEIGHT Ø12: 0,548 kg / 1,21 lb Ø20: 1,685 kg / 3,71 lb	

Ø12



Ø20





HYDROUS WATERING STICK, SET OF 2
Designed by *Audo*

[BACK TO START](#)

Ideal for short breaks away from home or simply to assist forgetful gardeners, Hydrous Watering Sticks keep plants hydrated by slowly releasing water from the earthenware rod directly to the roots. Available in two sizes for different levels of hydration. For indoor and outdoor use.

H26



ASHEN
3720649

H36



ASHEN
3721649

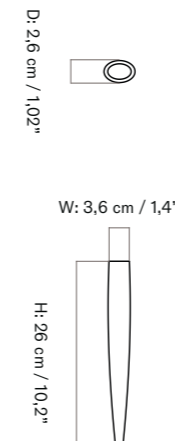
STOCK OPTIONS

SKU	VARIANT
3720649	HYDROUS WATERING STICK, H26, SET OF 2
3721649	HYDROUS WATERING STICK, H36, SET OF 2

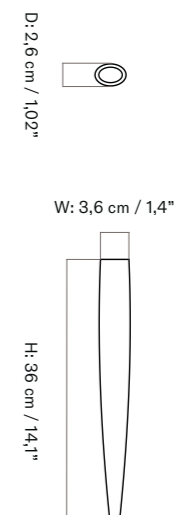
TECHNICAL SPECIFICATIONS

PRODUCT TYPE	PRODUCTION PROCESS	PACKAGING MEASUREMENTS (H × W × D)
Watering stick	Each stick is made by slipcasting.	<i>H26</i> 6,1 cm × 31,5 cm × 13,3 cm / 2,4" × 12,4" × 5,24"
COLLI 4	COLOUR Ashen	<i>H36</i> 6,1 cm × 41,5 cm × 13,3 cm / 2,4" × 16,34" × 5,24"
ENVIRONMENT Indoor & Outdoor	MATERIALS Un-glazed earthenware	MATERIALS & MAINTENANCE Please see page 680 for materials, care and maintenance instructions.
DIMENSIONS <i>H26</i> H: 26 cm / 10,2" W: 3,6 cm / 1,4" D: 2,6 cm / 1,02" <i>H36</i> H: 36 cm / 14,1" W: 3,6 cm / 1,4" D: 2,6 cm / 1,02"	WEIGHT H26: 0,21 kg / 0,31 lb H36: 0,3 kg / 0,66 lb	PACKAGING TYPE Gift box

H26



H36





HYDROUS PLANT MISTER
Designed by *Audo*

[BACK TO START](#)

Designed to carefully hydrate your more delicate plants – cacti, succulents, and tropicals, this plant mister delivers a fine hydrating mist by pushing the top. Made from brushed stainless steel with wood details, the mister is intended to be a functional and beautiful item for your green spaces.



STEEL
3705039

STOCK OPTIONS

SKU	VARIANT
3705039	HYDROUS PLANT MISTER, STEEL

TECHNICAL SPECIFICATIONS

PRODUCT TYPE
Plant mister

COLOUR
Brushed steel

PACKAGING TYPE
Gift box

COLLI
4

MATERIALS
Stainless steel, wood

PACKAGING MEASUREMENTS
(H × W × D)
19,1 cm × 9,8 cm × 9,8 cm /
7,52" × 3,86" × 3,86"

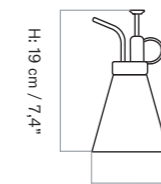
ENVIRONMENT
Indoor

WEIGHT
0,195 kg / 0,43 lb

MATERIALS & MAINTENANCE
Please see page 680 for materials, care and maintenance instructions.

DIMENSIONS
H: 19 cm / 7.48"
Ø: 9,7 cm / 3,82"

PRODUCTION PROCESS
Main body is made by stamping and wood by CNC.



Ø: 9,7 cm / 3,8"



HYDROUS WATERING CAN

Designed by *Audo*

[BACK TO START](#)

Designed with a long, elegant pouring spout to reach small potted plants or through deep foliage. Made from brushed stainless steel with wood details, the can is intended to be a functional and beautiful item for your green spaces.



STEEL
3705039



STOCK OPTIONS

SKU	VARIANT
3710039	HYDROUS WATERING CAN, H2O, STEEL

TECHNICAL SPECIFICATIONS

PRODUCT TYPE
Watering can

COLOUR
Brushed steel

PACKAGING TYPE
Gift box

COLLI
4

MATERIALS
Stainless steel, wood

PACKAGING MEASUREMENTS
(H × W × D)
41,5 cm × 31,5 cm × 16,5 cm /
16,3" × 12,4" × 6,5"

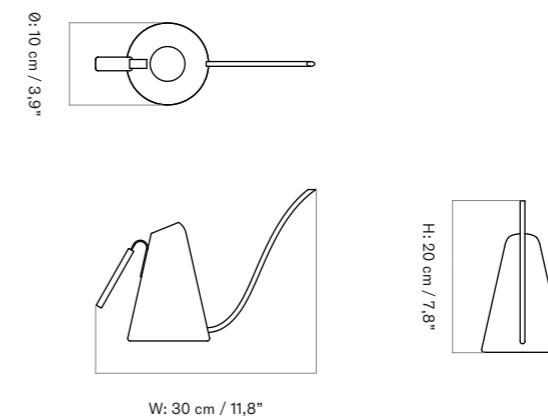
ENVIRONMENT
Indoor

WEIGHT
0,66 kg / 1,46 lb

MATERIALS & MAINTENANCE
Please see page 680 for materials, care and maintenance instructions.

DIMENSIONS
H: 20 cm / 7,8"
W: 30 cm / 11,8"
D: 10 cm / 3,9"

PRODUCTION PROCESS
Main body is made by stamping and wood by CNC.





MEIRA OIL LANTERN
Designed by *Kroeyer-Saetter-Lassen*

[BACK TO START](#)

Inspired by ancient torches, the Meira Oil Lantern illuminates outdoor spaces when the sun goes down. The central oil chamber emits a wide flame that offers warming ambience all year round. The powder-coated steel design is rust and weather resistant. The lanterns include a cap to protect against moisture when not in use. Oil not included. For outdoor use only.



H13,5



BLACK
4851539

H15



BLACK
4852539

H36



BLACK
4853539

H36



BLACK
4854539

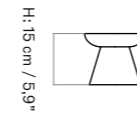
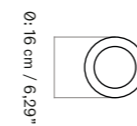
STOCK OPTIONS

SKU	VARIANT
4851539	MEIRA OIL LANTERN, H13,5, BLACK
4852539	MEIRA OIL LANTERN, H15, BLACK
4853539	MEIRA OIL LANTERN, H36, BLACK
4854539	MEIRA OIL LANTERN, H53, BLACK

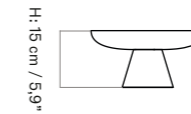
TECHNICAL SPECIFICATIONS

<p>PRODUCT TYPE Oil lamp</p>	<p>PRODUCTION PROCESS Bases are made by welding of steel sheets and deep drawn steel. The Oil chamber is made using deep drawn and punched Stainless Steel components, and injection moulded plastic.</p>	<p>PACKAGING MEASUREMENTS (H × W × D)</p> <p><i>H13,5</i> 13,5 cm × 16 cm × 16 cm / 5,31" × 6,3" × 6,3"</p> <p><i>H15</i> 15 cm × 30 cm × 30 cm / 5,91" × 11,81" × 11,81"</p> <p><i>H36</i> 36 cm × 21 cm × 21 cm / 14,17" × 8,27" × 8,27"</p> <p><i>H53</i> 53 cm × 16 cm × 16 cm / 20,87" × 6,3" × 6,3"</p>				
<p>COLLI 1</p>	<p>COLOUR Black RAL 9005</p>					
<p>ENVIRONMENT For outdoor use only</p>	<p>MATERIALS Steel, stainless steel, silicone</p>					
<p>DIMENSIONS</p> <table border="0"> <tr> <td><i>H13,5</i> H: 13,5 cm / 5,31" Ø: 16 cm / 6,3"</td> <td><i>H36</i> H: 36 cm / 14,17" Ø: 21 cm / 8,27"</td> </tr> <tr> <td><i>H15</i> H: 15 cm / 5,91" Ø: 30 cm / 11,81"</td> <td><i>H53</i> H: 53 cm / 20,87" Ø: 30 cm / 11,81"</td> </tr> </table>	<i>H13,5</i> H: 13,5 cm / 5,31" Ø: 16 cm / 6,3"	<i>H36</i> H: 36 cm / 14,17" Ø: 21 cm / 8,27"	<i>H15</i> H: 15 cm / 5,91" Ø: 30 cm / 11,81"	<i>H53</i> H: 53 cm / 20,87" Ø: 30 cm / 11,81"	<p>WEIGHT H13,5: 0,78 kg / 1,72 lb H15: 1,35 kg / 2,98 lb H36: 2,5 kg / 5,51 lb H53: 4,3 kg / 9,48 lb</p>	<p>MATERIALS & MAINTENANCE Please see page 680 for materials, care and maintenance instructions.</p>
<i>H13,5</i> H: 13,5 cm / 5,31" Ø: 16 cm / 6,3"	<i>H36</i> H: 36 cm / 14,17" Ø: 21 cm / 8,27"					
<i>H15</i> H: 15 cm / 5,91" Ø: 30 cm / 11,81"	<i>H53</i> H: 53 cm / 20,87" Ø: 30 cm / 11,81"					
	<p>PACKAGING TYPE Gift box</p>					

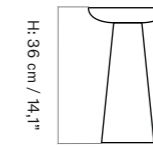
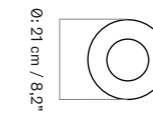
H13,5



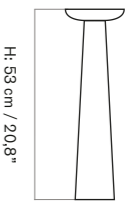
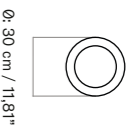
H15



H36



H53



 Bottle Grinders, Small NEW →

 Bottle Grinders, Ceramic →

 Bottle Grinders →

 Bottle Collection →

 Wine Breather Collection →

 Strandgade Carafe →

 Etruscan Pitcher →

 Etruscan Jug →

 Balcony Serving Tray →

 Kettle Teapot →

 New Norm Dinnerware Collection →



BOTTLE GRINDER, SMALL, 2 PACK
Designed by *Norm Architects*

[BACK TO START](#)

With its powerful ceramic mill, sophisticated colourway and handy, scaled-down size with an ergonomic grip, the Bottle Grinder, small is an indispensable addition to every kitchen and dining space.

Beech lid



BLUES
4413299



ASH / CARBON
4413399

Walnut lid



HUNTING GREEN/BEIGE
4413459

STOCK OPTIONS

SKU	VARIANT
4413299	BOTTLE GRINDER, SMALL, BEECH LID, BLUES, 2-PACK (NEW)
4413399	BOTTLE GRINDER, SMALL, BEECH LID ASH/CARBON, 2-PACK (NEW)
4413459	BOTTLE GRINDER, SMALL, WALNUT LID, HUNTING GREEN/BEIGE, 2-PACK (NEW)

TECHNICAL SPECIFICATIONS

PRODUCT TYPE
Salt / Pepper grinder

COLLI
4

ENVIRONMENT
Indoor

DIMENSIONS
H: 11,5 cm / 4,5"
Ø: 6,8 cm / 2,6"

PRODUCTION PROCESS
The body is made from plastic. The mill is made of ceramic and the adjustment lid is made of beech or walnut.

COLOUR

Beech lid
Blues (Pantone 5445 / 5415)
Ash / Carbon (Pantone cool grey 1U / Black 3U)

Walnut lid
Hunting green / Beige (Pantone 448 / 408)

MATERIALS
Plastic, silicone, ceramic grinder and beech or walnut

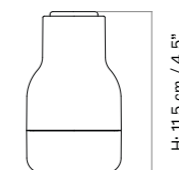
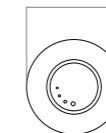
WEIGHT
0,26 kg / 0,56 lb

PACKAGING TYPE
Gift box

PACKAGING MEASUREMENTS
(H × W × D)
12,6 cm × 16 cm × 8,8 cm /
4,96" x 6,30" x 3,46"

MATERIALS & MAINTENANCE
Please see page 680 for materials, care and maintenance instructions.

Ø: 6,8 cm / 2,6"



H: 11,5 cm / 4,5"



BOTTLE GRINDERS, CERAMIC
Designed by *Norm Architects*

[BACK TO START](#)

Atypical for traditional salt and pepper mills, Audo's Bottle Grinders are shaped like bottles to cleverly trick the user into engaging with the design in a playful and experimental way. Fitted with a powerful ceramic mill that makes light work of grinding a wide range of spices, Bottle Grinders are easy to operate, fill and clean, and the upright design ensures surfaces remain free from unwanted residue. Available in a range of colours and finishes, the collection's most recent additions are carefully crafted from ceramic, featuring an ivory or grey matte glaze finish that displays small, deliberate imperfections for a handmade look and feel. The versatile kitchen accessories come fitted with a harmonising walnut wood lid.

Walnut lid



SAND
4414659

STOCK OPTIONS

SKU	VARIANT
4414659	BOTTLE GRINDER, CERAMIC, SAND, 2-PACK

TECHNICAL SPECIFICATIONS

PRODUCT TYPE
Salt / Pepper grinder

COLLI
2

DIMENSIONS
H: 20,7 CM / 8,1"
Ø: 7,5 CM / 3"

PRODUCTION PROCESS
Moulded ceramic, injection moulded plastic core, hand milled wood knob

COLOUR
Sand
Walnut Lid

MATERIALS
Ceramic, plastic, ceramic grinder and walnut wood

WEIGHT
0,87 kg / 1,92 lb

CERTIFICATION
Food safe

PACKAGING TYPE
Gift box


PACKAGING MEASUREMENTS
(H × W × D)
8,3 cm × 16,3 cm × 21,8 cm /
3,27" × 6,42" × 8,58"

MATERIALS & MAINTENANCE
Please see page 680 for materials, care and maintenance instructions.



Ø: 3,8 cm / 1,5"

Ø: 5,1 cm / 2"



Ø: 7,5 cm / 3"



BOTTLE GRINDERS
Designed by *Norm Architects*

Brushed brass, bronzed brass or plastic exterior with ceramic mill and walnut, beech or steel lid, depending on colour and finish selected.

Steel lid



ASH / CARBON
4415599

Beech Lid



ASH / CARBON
4415399



BLUES
4415299

Walnut lid



HUNTING GREEN /
BEIGE
4415459



ASH / CARBON
4415369



NUDES
4415769



BARLEY
4425139



BRUSHED BRASS
4415839



BRONZED BRASS
4415859

PRODUCT TYPE
Salt / Pepper grinder

COLLI
4

DIMENSIONS
H: 20,7 CM / 8,1"
Ø: 7,5 cm / 3,0"

PRODUCTION PROCESS
The body is made from plastic with a soft silicone coating or PVD-coated surface. The mill is made of ceramic and the adjustment lid is made of beech, walnut or stainless steel.

TECHNICAL SPECIFICATIONS

COLOURS

Steel Lid
Ash / Carbon (Pantone cool grey 1U / Black 3U)

Beech Lid
Ash / Carbon (Pantone cool grey 1U / Black 3U)
Blues (Pantone 5445 / 5415)

Walnut Lid
Hunting green / Beige (Pantone 448 / 408)
Ash / Carbon (Pantone cool grey 1U / Black 3U)
Nudes (Pantone 7591U / 7611U)
Barley (Pantone Warm Gray 1C / 465 C)
Brushed brass
Bronzed brass

MATERIALS

Stainless steel, plastic, silicone, ceramic grinder and beech or walnut

CERTIFICATION
Food safe

WEIGHT
0,6 kg / 1,32 lb

PACKAGING TYPE
Gift box


PACKAGING MEASUREMENTS
(H x W x D)
21,5 cm x 8,5 cm x 16,5 cm /
8,5" x 3,35" x 6,5"

MATERIALS & MAINTENANCE
Please see page 680 for materials, care and maintenance instructions.



Ø: 3,8 cm / 1,5"

Ø: 5,1 cm / 2"



Ø: 7,5 cm / 3"

H: 20,7 cm / 8,1"



STOCK OPTIONS

SKU	VARIANT
4415599	BOTTLE GRINDER, STEEL LID, ASH / CARBON, 2-PACK
4415399	BOTTLE GRINDER, BEECH LID, ASH / CARBON, 2-PACK
4415299	BOTTLE GRINDER, BEECH LID, BLUES, 2-PACK
4415459	BOTTLE GRINDER, WALNUT LID, HUNTING GREEN / BEIGE, 2-PACK
4415369	BOTTLE GRINDER, WALNUT LID, ASH / CARBON, 2-PACK
4415769	BOTTLE GRINDER, WALNUT LID, NUDES, 2-PACK
4425139	BOTTLE GRINDER, WALNUT LID, BARLEY, 2-PACK
4415839	BOTTLE GRINDER, WALNUT LID, BRUSHED BRASS, 2-PACK
4415859	BOTTLE GRINDER, WALNUT LID, BRONZED BRASS, 2-PACK

BOTTLE GRINDER, 2 PCS., material *carbon / ash w. walnut lid*, designer *Norm Architects*
STRANDGADE DRINKING GLASS, size *H9*, designer *Mentze Ottenstein*
STRANDGADE DRINKING GLASS, size *H14*, designer *Mentze Ottenstein*





BOTTLE COLLECTION
Designed by *Norm Architects*

[BACK TO START](#)

Mouth-blown smoke or clear glass bottle with solid brass or stainless steel lid trimmed with silicone. Available in two sizes.

Water bottle 0,5 L



CLEAR / BRASS
4681839

SMOKE / BRASS
4681949

Bottle Carafe 1 L



CLEAR / STEEL
4680039

CLEAR / BRASS
4680839

STOCK OPTIONS

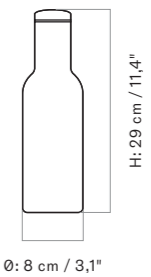
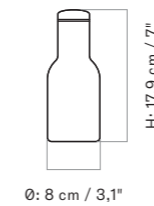
SKU	VARIANT
4681839	WATER BOTTLE, 0,5 L, CLEAR / BRASS
4681949	WATER BOTTLE, 0,5 L, SMOKE / BRASS
4680039	BOTTLE CARAFE, 1 L, CLEAR / STEEL
4680839	BOTTLE CARAFE, 1 L, CLEAR / BRASS

TECHNICAL SPECIFICATIONS

PRODUCT TYPE Vase	PRODUCTION PROCESS Slip casted ceramic	PACKAGING TYPE Gift box
COLLI 4	COLOUR Olive	PACKAGING MEASUREMENTS (H × W × D) 10,3 cm × 10,3 cm × 26,1 cm / 4,1" × 4,1" × 10,4"
ENVIRONMENT Indoor	MATERIALS Ceramic, glaze	MATERIALS & MAINTENANCE Please see page 680 for materials, care and maintenance instructions.
DIMENSIONS <i>0,5 L</i> H: 17,9 cm / 7" Ø: 8 cm / 3,1" <i>1 L</i> H: 29 cm / 11,4" Ø: 8 cm / 3,1"	WEIGHT 2,04 kg / 4,5 lb	

WATER BOTTLE 0,5 L

BOTTLE CARAFE 1 L





WINE BREATHER COLLECTION
Designed by *Norm Architects*

[BACK TO START](#)

Mouth-blown smoke or clear glass decanter with brass-plated steel or stainless steel lid with silicone trim.

Wine Breather



CLEAR / STEEL
4680069

SMOKE / BRASS
4680949

Wine Breather Deluxe



CLEAR / STEEL
4683039



CLEAR / BRASS
4683829

STOCK OPTIONS

SKU	VARIANT
4680069	WINE BREATHER, CLEAR / STEEL
4680949	WINE BREATHER, SMOKE / BRASS
4683039	WINE BREATHER DELUXE, CLEAR / STEEL
4683829	WINE BREATHER DELUXE, CLEAR / BRASS

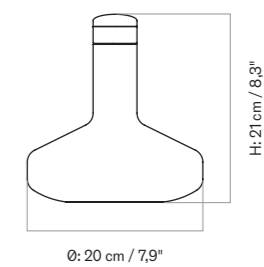
TECHNICAL SPECIFICATIONS

<p>PRODUCT TYPE Wine breather</p>	<p>COLOURS</p> <p><i>Wine Breather</i> Smoke / Brass Clear / Steel</p> <p><i>Wine Breather Deluxe</i> Clear / Steel Clear / Brass</p>	<p>CERTIFICATION Food safe Dishwasher safe</p>
<p>COLLI 4</p>	<p>MATERIALS Glass, PVD-plated steel or stainless steel, silicone, plastic</p>	<p>PACKAGING TYPE Gift box</p>
<p>DIMENSIONS</p> <p><i>Wine Breather</i> H: 22 cm / 8,7" Ø: 16,5 cm / 6,5"</p> <p><i>Wine Breather Deluxe</i> H: 21 cm / 8,3" Ø: 20 cm / 7,9"</p>	<p>WEIGHT Wine Breather: 0,5 kg / 1,10 lb Wine Breather Deluxe: 0,75 kg / 1,65 lb</p>	<p>PACKAGING MEASUREMENTS (H × W × D)</p> <p><i>Wine Breather</i> 19,1 cm × 21,6 cm × 21,6 cm / 7,5" × 7,2" × 7,2"</p> <p><i>Wine Breather Deluxe</i> 22 cm × 21,8 cm × 21,8 cm / 8,7" × 8,6" × 8,6"</p>
<p>PRODUCTION PROCESS The bottle is made from mouth-blown clear or coloured glass. The lid is made from deep-drawn stainless steel with PVD plating. The lid is made from solar polished steel or solid brass and will therefore darken and patinate over time.</p>		<p>MATERIALS & MAINTENANCE Please see page 680 for materials, care and maintenance instructions.</p>

WINE BREATHER



WINE BREATHER DELUXE





STRANDGADE CARAFE
Designed by *Mentze Ottenstein*

Copenhagen-based architects Mentze Ottenstein took their design cues from their local neighbourhood when creating their Strandgade collection for Audo, named after the street in which they reside. Their elegant glass- and stoneware designs are infused with function and a sense of nostalgia.

H26



CLEAR
4480002

H29



SMOKE
4481949

STOCK OPTIONS

SKU	VARIANT
4480002	STRANDGADE CARAFE, H26, CLEAR GLASS
4481949	STRANDGADE CARAFE, H29, SMOKE GLASS

TECHNICAL SPECIFICATIONS

<p>PRODUCT TYPE Carafe</p>	<p>PRODUCTION PROCESS Mouth blown glass, made from a standard bottle shape. Due to the carafe being fully mouth blown without a mould each piece will have a unique shape and size.</p>	<p>PACKAGING TYPE Gift box</p>
<p>COLLI 1</p>	<p>COLOUR Clear Smoke</p>	<p>PACKAGING MEASUREMENTS (H × W × D)</p> <p><i>H26</i> 15,3 cm × 15,3 cm × 32,5 cm / 6,0" × 6,0" × 12,8"</p> <p><i>H29</i> 15,3 cm × 15,3 cm × 32,5 cm / 6,0" × 6,0" × 12,8"</p>
<p>ENVIRONMENT Indoor</p>	<p>MATERIALS Glass</p>	<p>MATERIALS & MAINTENANCE Please see page 680 for materials, care and maintenance instructions.</p>
<p>DIMENSIONS</p> <p><i>H26</i> H: 25,5 cm / 10" Ø: 12 cm / 4,7"</p> <p><i>H29</i> H: 29 cm / 11,42" Ø: 12 cm / 4,7"</p> <p>(+/- 5%)</p>	<p>WEIGHT Approx.: 1 kg / 2,2 lbs</p>	

H26



Ø: 2,3 cm / 0,9"

Ø: 2,9 cm / 1,14"

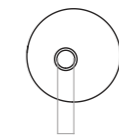


Ø: 12 cm / 4,72" (± 5 %)

H: 25,5 cm / 10"
± 5 %



H29



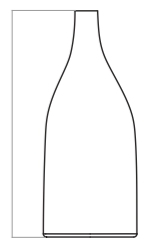
Ø: 2,3 cm / 0,9"

Ø: 2,9 cm / 1,14"



Ø: 12 cm / 4,72" (± 5 %)

H: 29 cm / 11,42"
± 5 %





ETRUSCAN PITCHER
Designed by *Mentze Ottenstein*

[BACK TO START](#)

Both practical and beautiful, the sweeping silhouette of the Etruscan Pitcher is shaped from mirror polished stainless steel for a hardwearing yet elegant finish. The voluminous design makes an equally bold statement on a table setting as it does used as a decorative object or vase.

H30



STAINLESS STEEL
4493159

H33



STAINLESS STEEL
4492159

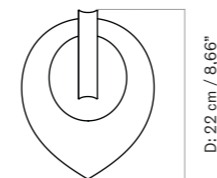
STOCK OPTIONS

SKU	VARIANT
4493159	ETRUSCAN PITCHER, H30, 1,8 L
4492159	ETRUSCAN PITCHER, H33, 2 L

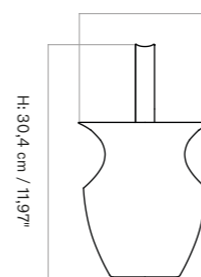
TECHNICAL SPECIFICATIONS

PRODUCT TYPE Pitcher	PRODUCTION PROCESS Deep drawn steel, welded and high polished	PACKAGING TYPE Gift box
COLLI 2	Colour Mirror polished stainless steel	PACKAGING MEASUREMENTS (H × W × D) <i>H30</i> 20,0 cm × 25,2 cm × 32,2 cm / 7,8" × 9,9" × 12,7"
ENVIRONMENT Indoor	MATERIALS Stainless steel	<i>H33</i> 18,0 cm × 24,5 cm × 35,2 cm / 7,1" × 9,6" × 13,9"
DIMENSIONS <i>H30</i> H: 30,4 cm / 11,9" W: 17,3 cm / 6,81" D: 22 cm / 8,66" Ø: 16 cm / 6,29"	WEIGHT H:30: 0,90 kg / 1,98 lbs H33: 0,92 kg / 2,03 lbs	MATERIALS & MAINTENANCE Please see page 680 for materials, care and maintenance instructions.
<i>H33</i> H: 33 cm / 12,99" W: 14,6 cm / 5,75" D: 22,3 cm / 8,7" Ø: 14,5 cm / 5,7"		

H30



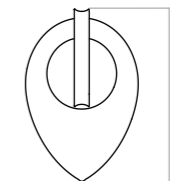
W: 17,3 cm / 6,81"



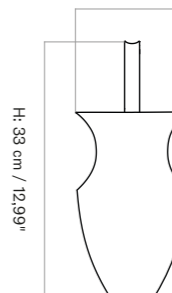
H: 30,5 cm / 8"

Ø: 16 cm / 6,29"

H33



W: 14,6 cm / 5,75"



H: 24 cm / 9,44"

Ø: 14,5 cm / 5,7"



ETRUSCAN JUG
Designed by *Mentze Ottenstein*

[BACK TO START](#)

Serve milk or cream with minimalist elegance in the Etruscan Jug. The diminutive design in mirror polished stainless steel is perfectly proportioned with a wide rim spout for easy pouring and sits comfortably in the hand.



STAINLESS STEEL
4494159

STOCK OPTIONS

SKU	VARIANT
4494159	ETRUSCAN JUG, H10, 0,2 L

TECHNICAL SPECIFICATIONS

PRODUCT TYPE
Jug

COLLI
4

ENVIRONMENT
Indoor

DIMENSIONS
H: 10,5 cm / 4,13"
W: 8,8 cm / 3,46"
D: 10,8 cm / 4,25"
Ø: 8,2 cm / 3,22"

PRODUCTION PROCESS
Deep drawn steel, welded and high polished

COLOUR

Mirror polished stainless steel

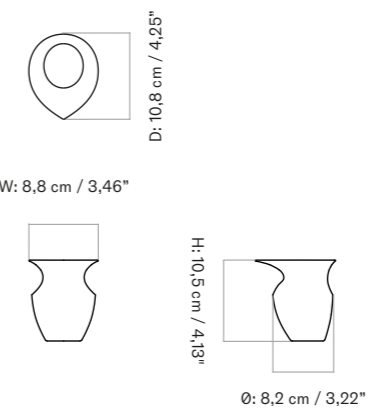
MATERIALS
Stainless steel

WEIGHT
0,195 kg / 0,43 lbs

PACKAGING TYPE
Gift box

PACKAGING MEASUREMENTS
(H × W × D)
11,3 cm × 12,5 cm × 11,4 cm /
4,5" × 4,9" × 4,5"

MATERIALS & MAINTENANCE
Please see page 680 for materials, care and maintenance instructions.




BALCONY SERVING TRAY
 Designed by *Krøyer-Sætter-Lassen*

Make serving guests a pleasurable experience with the Balcony Serving Tray. The sleek steel expression is softened with rattan for a crafted look and feel that also provides a firm grip.



BLACK
 4821839



STOCK OPTIONS

SKU	VARIANT
4821839	BALCONY SERVING TRAY, Ø36,5, BLACK

TECHNICAL SPECIFICATIONS

PRODUCT TYPE
 Serving tray

COLLI
 2

ENVIRONMENT
 Indoor

DIMENSIONS
 H: 4,4 cm / 1,73"
 Ø: 36,5 cm / 14,37"

PRODUCTION PROCESS
 Laser cut steel plate, bended and welded steel rod with natural rattan skin woven around the handles.

COLOUR
 Black (RAL 9005)

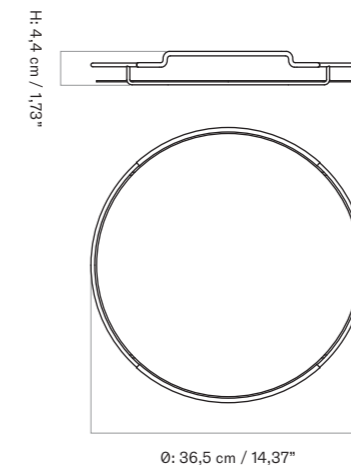
MATERIALS
 Powder coated steel, rattan

WEIGHT
 1,43 kg / 3,15 lb

PACKAGING TYPE
 Gift box

PACKAGING MEASUREMENTS
 (H × W × D)
 6 cm × 37,5 cm × 37,5 cm /
 2,36" × 14,76" × 14,76"

MATERIALS & MAINTENANCE
 Please see page 680 for materials, care and maintenance instructions.





KETTLE TEAPOT

Designed by *Norm Architects*

[BACK TO START](#)

Heat resistant glass teapot with stainless steel tea egg and silicone string and stopper.

0,75 L



0,75 L
4545119

1,5 L



1,5 L
4545129


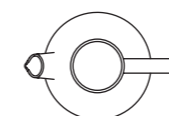
STOCK OPTIONS

SKU	VARIANT
4545119	KETTLE TEAPOT, 0,75 L
4545129	KETTLE TEAPOT, 1,5 L

TECHNICAL SPECIFICATIONS

PRODUCT TYPE Teapot	COLOURS Clear	PACKAGING MEASUREMENTS (H × W × D)
COLLI 4	MATERIALS Glass, stainless steel, plastic, silicone	<i>0,75 L</i> 16,5 cm × 17 cm × 17 cm / 6,5" × 6,7" × 6,7"
DIMENSIONS <i>0,75 L</i> Ø: 13 cm / 5,1" H: 14 cm / 5,5" <i>1,5 L</i> Ø: 13 cm / 5,1" H: 19 cm / 7,9"	CERTIFICATION Food safe	<i>1,5 L</i> 21,3 cm × 17 cm × 17 cm / 8,4" × 6,7" × 6,7"
PRODUCTION PROCESS The kettle is made from mouth-blown borosilicate glass. The tea egg is made from pressed steel and silicone.	WEIGHT 0,75 L: 0,371 kg / 0,81 lb 1,5 L: 0,44 kg / 0,97 lb	MATERIALS & MAINTENANCE Please see page 680 for materials, care and maintenance instructions.
	PACKAGING TYPE Gift box	


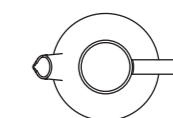
0,75 L



Ø: 13 cm / 5,1"

H: 14 cm / 5,5"

1,5 L



Ø: 13 cm / 5,1"

H: 19 cm / 7,9"

NEW NORM DINNERWARE BOWL
Designed by *Norm Architects*

[BACK TO START](#)

Rolled or slip cast double-fired porcelain bowls with hand-applied reactive glaze on dark variant.

Bowl Ø7,5



DARK GLAZED
2033530

Bowl Ø10



DARK GLAZED
2032530

STOCK OPTIONS

SKU	VARIANT
2033530	NEW NORM DINNERWARE BOWL, Ø7,5 CM, DARK GLAZED
2032530	NEW NORM DINNERWARE BOWL, Ø10 CM, DARK GLAZED

TECHNICAL SPECIFICATIONS

PRODUCT TYPE
Bowl

COLOURS
Dark glazed

PACKAGING TYPE
Brown box, bulk packaged.

COLLI
4

MATERIALS
Clay and glaze

PACKAGING MEASUREMENTS
(H × W × D)

DIMENSIONS

Ø7,5
Ø: 7,5 CM / 3"
H: 4,3 CM / 1,7"

WEIGHT
Ø7,5: 0,089 kg / 0,2 lb
Ø10: 0,177 kg / 0,4 lb

Ø7,5
4,5 cm × 8 cm × 8 cm /
1,8" × 3,1" × 3,1"

Ø10
5,5 cm × 11,5 cm × 11,5 cm /
2,2" × 4,5" × 4,5"

CERTIFICATION
Food safe
Dishwasher safe

MATERIALS & MAINTENANCE
Please see page 680 for materials, care and maintenance instructions.

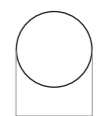
PRODUCTION PROCESS
Stoneware shaped by rolling. And fired with oxidation firing (fired at 1260 - 1300 degree celsius, cone 8 - 10).

Bowl Ø7,5



Ø: 7,5cm / 3"

Bowl Ø10



Ø: 10 cm / 3,9"

NEW NORM DINNERWARE BOWL
Designed by *Norm Architects*

[BACK TO START](#)

Rolled or slip cast double-fired porcelain bowls with hand-applied glaze in reactive glaze on dark variant.

Bowl Ø21,5



DARK GLAZED
2018530

Bowl Ø25



DARK GLAZED
2019530

STOCK OPTIONS

SKU	VARIANT
2018530	NEW NORM DINNERWARE BOWL, Ø21,5 CM, DARK GLAZED
2019530	NEW NORM DINNERWARE BOWL, Ø25 CM, DARK GLAZED

TECHNICAL SPECIFICATIONS

PRODUCT TYPE
Bowl

COLLI
Ø 21,5: 4
Ø 25: 2

DIMENSIONS

Ø21,5
Ø: 21,5 cm / 8,5"
H: 6,8 cm / 2,7"

Ø25
Ø: 25 cm / 9,8"
H: 7,8 cm / 3,1"

PRODUCTION PROCESS
Stoneware shaped by rolling. And fired with oxidation firing (fired at 1260 - 1300 degree celsius, cone 8 - 10).

COLOURS
Dark glazed

MATERIALS
Clay, glaze

WEIGHT
Ø21,5: 0,968 kg / 2,13 lb
Ø25: 1,3 kg / 2,87 lb

CERTIFICATION
Food safe
Dishwasher safe

PACKAGING TYPE
Brown box, bulk packaged.

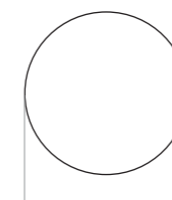
PACKAGING MEASUREMENTS
(H × W × D)

Ø21,5
7 cm × 22 cm × 22 cm / 2,8" × 8,7" × 8,7"

Ø25
8 cm × 25,5 cm × 25,5 cm / 3,1" × 10,0" × 10,0"

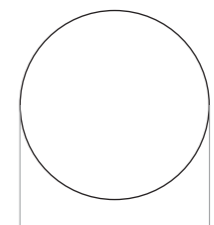
MATERIALS & MAINTENANCE
Please see page 680 for materials, care and maintenance instructions.

BOWL Ø21,5



Ø: 21,5 cm / 8,5"

BOWL Ø25



Ø: 25 cm / 9,8"

NEW NORM DINNERWARE LOW BOWL
Designed by *Norm Architects*

[BACK TO START](#)

Rolled or slip cast double-fired porcelain bowls with hand-applied reactive glaze on dark variant.



DARK GLAZED
2031530

STOCK OPTIONS

SKU	VARIANT
2031530	NEW NORM DINNERWARE LOW BOWL, Ø13,5 CM , DARK GLAZED

TECHNICAL SPECIFICATIONS

PRODUCT TYPE
Bowl

COLLI
4

DIMENSIONS
Ø: 13,5 cm / 5,3"
H: 5 cm / 1,9"

PRODUCTION PROCESS
Stoneware shaped by rolling. And fired with oxidation firing (fired at 1260 - 1300 degree celsius, cone 8 - 10).

COLOURS
Dark glazed

MATERIALS
Clay, glaze

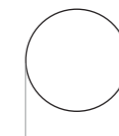
WEIGHT
0,24 kg / 0,53 lb

CERTIFICATION
Food safe
Dishwasher safe

PACKAGING TYPE
Brown box, bulk packaged.

PACKAGING MEASUREMENTS
(H × W × D)
5,5 cm × 13,5 cm × 13,5 cm /
2,2" × 5,3" × 5,3"

MATERIALS & MAINTENANCE
Please see page 680 for materials, care and maintenance instructions.



Ø: 13,5 cm / 5,3"



NEW NORM DINNERWARE FOOTED BOWL
Designed by *Norm Architects*

[BACK TO START](#)

The New Norm Dinnerware Collection by Norm Architects is an ever-evolving series of dinnerware with a true Nordic feel. Complex and inspiring and urban yet rural, the hand-glazed ceramic pieces in Dark Glaze or Red Glaze, which work beautifully together or alone.



DARK GLAZED
2042530



RED GLAZED
2042349

STOCK OPTIONS

SKU	VARIANT
2042530	NEW NORM DINNERWARE FOOTED BOWL, DARK GLAZED
2042349	NEW NORM DINNERWARE FOOTED BOWL, RED GLAZED

TECHNICAL SPECIFICATIONS

PRODUCT TYPE
Bowl

COLLI
4

DIMENSIONS
H: 6 cm / 2,4"
Ø: 12 cm / 4,7"

PRODUCTION PROCESS
Slip casted and moulded ceramic

COLOURS
Dark glazed
Red glazed

MATERIALS
Glazed ceramic

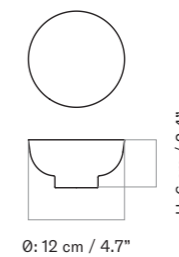
WEIGHT
0,21 kg / 0,46 lb

CERTIFICATION
Food safe
Dishwasher safe

PACKAGING TYPE
Gift box

PACKAGING MEASUREMENTS
(H × W × D)
6,4 cm × 13,7 cm × 12,5 cm /
2,5" × 5,4" × 4,9"

MATERIALS & MAINTENANCE
Please see page 680 for materials, care and maintenance instructions.





NEW NORM DINNERWARE FRUIT BOWL
Designed by *Norm Architects*

[BACK TO START](#)

The New Norm Dinnerware Collection by Norm Architects is an ever-evolving series of dinnerware with a true Nordic feel. Complex and inspiring and urban yet rural, the hand-glazed ceramic pieces in Dark Glaze, which work beautifully together or alone.



DARK GLAZED
2036530

STOCK OPTIONS

SKU	VARIANT
2036530	NEW NORM DINNERWARE FRUIT BOWL, DARK GLAZED

TECHNICAL SPECIFICATIONS

PRODUCT TYPE
Bowl

COLLI
1

DIMENSIONS
H: 13 cm / 15,1"
Ø: 24,8 cm / 9,8"

PRODUCTION PROCESS
Moulded ceramic

COLOURS
Dark glazed

MATERIALS
Glazed ceramic

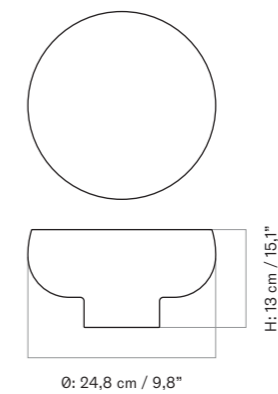
WEIGHT
1,573 kg / 3,46 lb

CERTIFICATION
Food safe
Dishwasher safe

PACKAGING TYPE
Brown box, bulk packaged

PACKAGING MEASUREMENTS
(H × W × D)
N / A

MATERIALS & MAINTENANCE
Please see page 680 for materials, care and maintenance instructions.



NEW NORM DINNERWARE PLATE/DISH
Designed by *Norm Architects*

[BACK TO START](#)

Rolled or slip cast double-fired porcelain plates with hand-applied reactive glaze on dark variant.

Lunch Plate Ø23



DARK GLAZED
2014530

Plate / Dish Ø27



DARK GLAZED
2024530

STOCK OPTIONS

SKU	VARIANT
2014530	NEW NORM DINNERWARE LUNCH PLATE, Ø23 CM, DARK GLAZED
2024530	NEW NORM DINNERWARE PLATE / DISH, Ø27 CM, DARK GLAZED

TECHNICAL SPECIFICATIONS

PRODUCT TYPE
Plate

COLLI
6

DIMENSIONS
Lunch Plate
Ø: 23 cm / 9,1"
H: 1,5 cm / 0,6"
Plate / Dish
Ø: 27 cm / 10,6"
H: 1,5 cm / 0,6"

PRODUCTION PROCESS
Stoneware shaped by rolling. And fired with oxidation firing (fired at 1260 - 1300 degree celsius, cone 8 - 10).

COLOURS
Dark glazed

MATERIALS
Clay, glaze

WEIGHT
Lunch Plate: 0,49 kg / 1,08 lb
Plate / Dish: 0,78 kg / 1,72 lb

CERTIFICATION
Food safe
Dishwasher safe

PACKAGING TYPE
Brown box, bulk packaged.

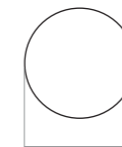
PACKAGING MEASUREMENTS
(H × W × D)

Lunch Plate
1,7 cm × 23,5 cm × 23,5 cm /
0,7" × 9,3" × 9,3"

Plate / Dish
2 cm × 27,5 cm × 27,5 cm /
0,8" × 10,8" × 10,8"

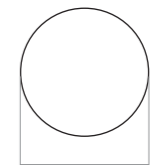
MATERIALS & MAINTENANCE
Please see page 680 for materials, care and maintenance instructions.

LUNCH PLATE "23



Ø: 23 cm / 9,1"

PLATE / DISH Ø27



Ø: 27 cm / 10,6"

NEW NORM DINNERWARE PLATE/DISH
Designed by *Norm Architects*

BACK TO START

Rolled or slip cast double-fired porcelain plates with hand-applied reactive glaze on dark variant. Can be used as lid for New Norm Dinnerware Bowls.

Plate / Lid Ø13,5



DARK GLAZED
2011530

Plate / Lid Ø17,5



DARK GLAZED
2012530

Plate / Lid Ø21,5



DARK GLAZED
2013530

STOCK OPTIONS

SKU	VARIANT
2011530	NEW NORM DINNERWARE PLATE / LID, Ø13,5 CM, DARK GLAZED
2012530	NEW NORM DINNERWARE PLATE / LID, Ø17,5 CM, DARK GLAZED
2013530	NEW NORM DINNERWARE PLATE / LID, Ø21,5 CM, DARK GLAZED

TECHNICAL SPECIFICATIONS

PRODUCT TYPE
Plate / Lid

COLLI
6

DIMENSIONS

Ø13,5
Ø: 13,5 cm / 5,3"
H: 0,8 cm / 0,3"

Ø17,5
Ø: 17,5 cm / 6,9"
H: 0,8 cm / 0,3"

Ø21,5
Ø: 21,5 cm / 8,5"
H: 0,8 cm / 0,3"

PRODUCTION PROCESS
Stoneware shaped by rolling. And fired with oxidation firing (fired at 1260 - 1300 degree celsius, cone 8 - 10).

COLOURS
Dark glazed

MATERIALS
Clay, glaze

WEIGHT
Ø13,5: 0,221 kg / 0,49 lb
Ø17,5: 0,429 kg / 0,95 lb
Ø21,5: 0,622 kg / 1,37 lb

CERTIFICATION
Food safe
Dishwasher safe

PACKAGING TYPE
Brown box, bulk packaged.

PACKAGING MEASUREMENTS
(H × W × D)

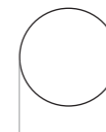
Ø13,5
1,2 cm × 14 cm × 14 cm /
0,5" × 5,5" × 5,5"

Ø17,5
1,2 cm × 18 cm × 18 cm /
0,5" × 7,1" × 7,1"

Ø21,5
1,2 cm × 22 cm × 22 cm /
0,5" × 8,7" × 8,7"

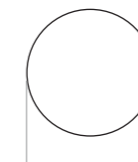
MATERIALS & MAINTENANCE
Please see page 680 for materials, care and maintenance instructions.

PLATE / LID Ø13,5



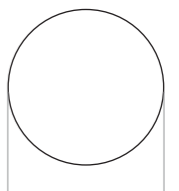
Ø: 13,5 cm / 5,3"

PLATE / LID Ø17,5



Ø: 17,5 cm / 6,9"

PLATE / LID Ø21,5



Ø: 21,5 cm / 8,5"

NEW NORM DINNERWARE PLATE
Designed by *Norm Architects*

[BACK TO START](#)

The New Norm Dinnerware Collection by Norm Architects is an ever-evolving series of dinnerware with a true Nordic feel. Complex and inspiring and urban yet rural, the hand-glazed ceramic pieces in Dark Glaze, which work beautifully together or alone.



DARK GLAZED
2037530

STOCK OPTIONS

SKU	VARIANT
2037530	NEW NORM DINNERWARE PLATE, DARK GLAZED

TECHNICAL SPECIFICATIONS

PRODUCT TYPE
Plate

COLLI
2

DIMENSIONS
H: 4,3 cm / 1,7"
Ø: 20,7 cm / 8,1"

PRODUCTION PROCESS
Moulded ceramic

COLOURS
Dark glazed

MATERIALS
Glazed ceramic

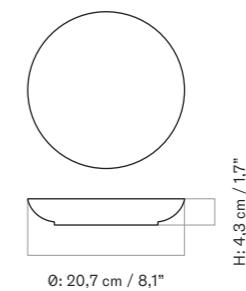
WEIGHT
0,5 kg / 1,1 lb

CERTIFICATION
Food safe
Dishwasher safe

PACKAGING TYPE
Brown box, bulk packaged

PACKAGING MEASUREMENTS
(H × W × D)
N / A

MATERIALS & MAINTENANCE
Please see page 680 for materials, care and maintenance instructions.



NEW NORM DINNERWARE WOODEN PLATE
Designed by *Norm Architects*

[BACK TO START](#)

The New Norm Dinnerware Collection by Norm Architects is an ever-evolving series of dinnerware with a true Nordic feel. Complex and inspiring and urban yet rural, the hand-glazed ceramic pieces in Dark Glaze or Red Glaze, which work beautifully together or alone.



OILED OAK
2038039

STOCK OPTIONS

SKU	VARIANT
2038039	NEW NORM DINNERWARE WOODEN PLATE, OILED OAK, 2-PACK

TECHNICAL SPECIFICATIONS

PRODUCT TYPE
Plate

COLLI
2

DIMENSIONS
H: 0,6 cm / 0,2"
Ø: 11,4 cm / 4,5"

PRODUCTION PROCESS
Milled wood

COLOURS
Oiled oak

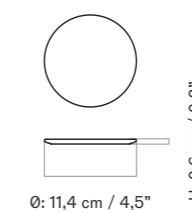
MATERIALS
Solid wood

WEIGHT
0,12 kg / 0,26 lb

PACKAGING TYPE
Gift Box

PACKAGING MEASUREMENTS
(H × W × D)
3,1 cm × 11,9 cm × 12 cm /
1,2" × 4,7" × 4,7"

MATERIALS & MAINTENANCE
Please see page 680 for materials, care and maintenance instructions.





NEW NORM DINNERWARE CUP
Designed by *Norm Architects*

[BACK TO START](#)

The New Norm Dinnerware Collection by Norm Architects is an ever-evolving series of dinnerware with a true Nordic feel. Complex and inspiring and urban yet rural, the hand-glazed ceramic pieces in Dark Glaze or Red Glaze, which work beautifully together or alone.



RED GLAZED
2041349

STOCK OPTIONS

SKU	VARIANT
2041349	NEW NORM DINNERWARE CUP, RED GLAZED, 2-PACK

TECHNICAL SPECIFICATIONS

PRODUCT TYPE
Cup

COLLI
4

DIMENSIONS
H: 8,2 cm / 3,2"
Ø: 9 cm / 3,5"
Vol: 260 ml / 8,8 oz

PRODUCTION PROCESS
Slip casted ceramic

COLOURS
Red glazed

MATERIALS
Glazed ceramic

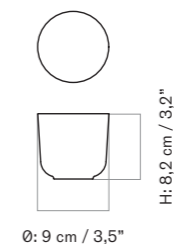
WEIGHT
0,4 kg / 0,88 lb

CERTIFICATION
Food safe
Dishwasher safe

PACKAGING TYPE
Gift box

PACKAGING MEASUREMENTS
(H × W × D)
9,7 cm × 20,3 cm × 9 cm /
3,8" × 8,0" × 3,5"

MATERIALS & MAINTENANCE
Please see page 680 for materials, care and maintenance instructions.





NEW NORM DINNERWARE CUP W/HANDLE
Designed by *Norm Architects*

[BACK TO START](#)

Copenhagen-based architects Mentze Ottenstein took their design cues from their local neighbourhood when creating their Strandgade collection for Audo, named after the street in which they reside. Their elegant glass- and stoneware designs are infused with function and a sense of nostalgia.



DARK GLAZED
2039530



RED GLAZED
2039349

STOCK OPTIONS

SKU	VARIANT
2039530	NEW NORM DINNERWARE CUP W/HANDLE, DARK GLAZED, 2-PACK
2039349	NEW NORM DINNERWARE CUP W/HANDLE, RED GLAZED, 2-PACK

TECHNICAL SPECIFICATIONS

PRODUCT TYPE
Cup

COLLI
4

DIMENSIONS
H: 6,5 cm / 2,6"
Ø: 10 cm / 3,92"
Vol: 250 ml / 8,5 oz

PRODUCTION PROCESS
Slip casted ceramic

COLOURS
Dark glazed
Red glazed

MATERIALS
Glazed Ceramic

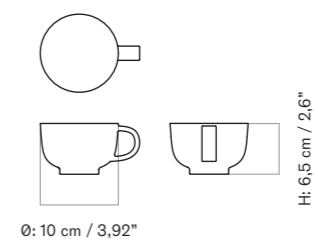
WEIGHT
0,46 kg / 1,02 lb

CERTIFICATION
Food safe
Dishwasher safe

PACKAGING TYPE
Gift box

PACKAGING MEASUREMENTS
(H × W × D)
7,4 cm × 25,9 cm × 12,9 /
2,9" × 10,2" × 5,1"

MATERIALS & MAINTENANCE
Please see page 680 for materials, care and maintenance instructions.





NEW NORM DINNERWARE ESPRESSO CUP
Designed by *Norm Architects*

[BACK TO START](#)

Copenhagen-based architects Mentze Ottenstein took their design cues from their local neighbourhood when creating their Strandgade collection for Audo, named after the street in which they reside. Their elegant glass- and stoneware designs are infused with a The New Norm Dinnerware Collection by Norm Architects is an ever-evolving series of dinnerware with a true Nordic feel. Complex and inspiring and urban yet rural, the hand-glazed ceramic pieces in Dark Glaze or Red Glaze, which work beautifully together or alone.



RED GLAZED
2040349

STOCK OPTIONS

SKU	VARIANT
2040349	NEW NORM DINNERWARE ESPRESSO CUP, RED GLAZED, 2-PACK

TECHNICAL SPECIFICATIONS

PRODUCT TYPE
Cup

COLOURS
Red glazed

PACKAGING TYPE
Gift box

COLLI
4

MATERIALS
Glazed Ceramic

PACKAGING MEASUREMENTS
(H × W × D)
7,1 cm × 15,1 cm × 6,7 cm /
2,8" × 5,9" × 2,6"

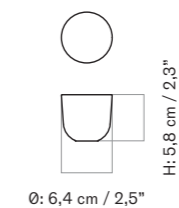
DIMENSIONS
H: 5,8 cm / 2,3"
Ø: 6,4 cm / 2,5"
Vol: 85 ml / 2,9 oz

WEIGHT
0,15 kg / 0,33 lb

MATERIALS & MAINTENANCE
Please see page 680 for materials, care and maintenance instructions.

PRODUCTION PROCESS
Slip casted ceramic

CERTIFICATION
Food safe
Dishwasher safe



 [Papilio Tea Towel](#) →

 [Troides Tea Towel](#) →

 [Graphium Tea Towel](#) →

PAPILIO TEA TOWEL
 Designed by *Mentze Ottenstein + Rosholm*

Part of our covetable collection of tableware that reimagines the traditions of entertaining at home, the Papilio Tea Towel is considered in both design and craftsmanship. Contrasting stripes of natural linen create a timeless, graphic pattern with a tactile handle. The tea towel makes an elegant and practical addition to kitchen spaces, evoking a sense of nostalgia with its classic look.



BURNT SIENNA / WHITE
 2802389



INDIGO / WHITE
 2802719



OCHRE / WHITE
 2802859

STOCK OPTIONS

SKU	VARIANT
2802389	PAPILIO TEA TOWEL, 40 × 64, BURNT SIENNA / WHITE, 2-PACK
2802719	PAPILIO TEA TOWEL, 40 × 64, INDIGO / WHITE, 2-PACK
2802859	PAPILIO TEA TOWEL, 40 × 64, OCHRE / WHITE, 2-PACK

TECHNICAL SPECIFICATIONS

PRODUCT TYPE
 Towel

COLLI
 4

DIMENSIONS
 L: 64 cm / 25,2"
 W: 40 cm / 15,75"

PRODUCTION PROCESS
 Woven fabric

COLOUR
 Burnt Sienna
 Indigo
 Ochre
 White


MATERIALS
 Linen

WEIGHT
 Set (2-pack): 0,14 kg / 0,31 lbs
 Pack (4 sets): 0,58 kg / 1,28 lbs

PACKAGING TYPE
 Polybag

PACKAGING MEASUREMENTS
 (H × W × D)
 1 Set: 22 cm × 18 cm × 2,5 cm /
 8,7" × 7,1" × 1"

MATERIALS & MAINTENANCE
 Please see page 680 for materials, care and maintenance instructions.



TROIDES TEA TOWEL
 Designed by *Mentze Ottenstein + Rosholm*

A staple in any well-functioning kitchen, the humble tea towel is reimagined in the perfect blend of tradition and modernity. Detailed with a bold, block weave pattern in two colourways, the chequered cotton. Troides design is made for modern kitchens using a traditional technique. Hardwearing yet elegant, it quickly absorbs and dries while wearing better with use.



BURNT SIENNA / WHITE
 2812389



INDIGO / WHITE
 2812719

STOCK OPTIONS

SKU	VARIANT
2812389	TROIDES TEA TOWEL, 40 × 67, BURNT SIENNA / WHITE, 2-PACK
2812719	TROIDES TEA TOWEL, 40 × 67, INDIGO / WHITE, 2-PACK

TECHNICAL SPECIFICATIONS

PRODUCT TYPE
 Towel

COLLI
 4

DIMENSIONS
 H: 67 cm / 26,38"
 W: 40 cm / 15,75"

PRODUCTION PROCESS
 Woven fabric

COLOUR
 Burnt Sienna
 Indigo
 White

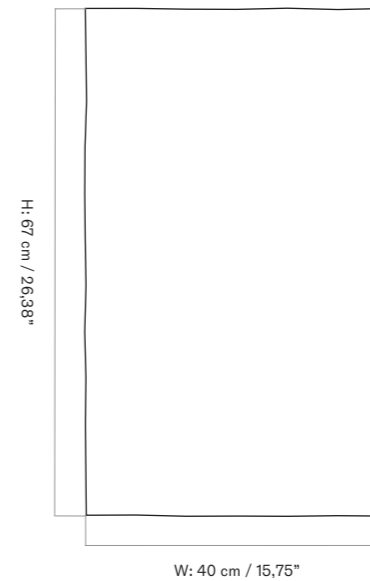
MATERIALS
 Cotton

WEIGHT
 Set (2-pack): 0,1 kg / 0,22 lbs
 Pack (4 sets): 0,42 kg / 0,93 lbs

PACKAGING TYPE
 Polybag

PACKAGING MEASUREMENTS
 (H × W × D)
 1 Set: 22 cm × 18 cm × 2,5 cm /
 8,7" × 7,1" × 1"

MATERIALS & MAINTENANCE
 Please see page 680 for materials, care and maintenance instructions.



GRAPHIUM TEA TOWEL
 Designed by *Mentze Ottenstein + Rosholm*

Imagined in Denmark and crafted in Italy, the Graphium Tea Towel is an indispensable kitchen textile design made from cotton. Woven with sophisticated stripes that enhance the design, the absorbent tea towel is quick to dry. Soft yet long-lasting, the luxurious design makes light work of kitchen chores while adding a sophisticated blend of traditional and modernity to the space.



ECRU / WHITE
 2822619

STOCK OPTIONS

SKU	VARIANT
2822619	GRAPHIUM TEA TOWEL, 40 × 64, ECRU / WHITE, 2-PACK

TECHNICAL SPECIFICATIONS

PRODUCT TYPE
 Towel

COLLI
 4

DIMENSIONS
 L: 64 cm / 25,2"
 W: 40 cm / 15,75"

PRODUCTION PROCESS
 Woven fabric

COLOUR
 Ecrú
 White

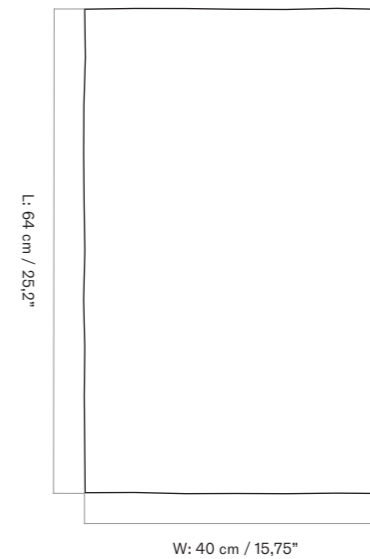
MATERIALS
 Cotton

WEIGHT
 Set (2pcs): 0,12 kg / 0,26 lbs
 Pack (4 sets): 0,52 kg / 1,15 lbs

PACKAGING TYPE
 Polybag

PACKAGING MEASUREMENTS
 (H × W × D)
 1 Set: 22 cm × 18 cm × 2,5 cm /
 8,7" × 7,1" × 1"

MATERIALS & MAINTENANCE
 Please see page 680 for materials, care and maintenance instructions.



 Nimbus Table Mirror →

 Pepe Marble Mirror →

 Nimbus Mirror →

 Norm Mirror →

 View →



NIMBUS TABLE MIRROR

Designed by *Krøyer-Sætter-Lassen*

Designed for Audo by Krøyer-Sætter-Lassen, the Nimbus Table Mirror in polished or bronzed brass updates the classic looking glass to modern sensibilities. More than just a mirror, the gently curved halo-like stand brings elegance and visual intrigue to spaces, making it as beautiful to look at as it is to look into.



POLISHED BRASS
8033839



BRONZED BRASS
8033859

STOCK OPTIONS

SKU	VARIANT
8033839	NIMBUS TABLE MIRROR, POLISHED BRASS
8033859	NIMBUS TABLE MIRROR, BRONZED BRASS

TECHNICAL SPECIFICATIONS

PRODUCT TYPE
Mirror

COLLI
1

ENVIRONMENT
Indoor

DIMENSIONS
H: 25,7 cm / 10,1"
W: 23,8 cm / 9,4"
D: 12 cm / 4,7"

PRODUCTION PROCESS
Silver soldered solid brass rods, with polished or bronzed brass surface and handcutted mirror glass.

COLOURS
Polished brass
Bronzed brass

GLOSS
N / A

MATERIALS
Solid brass, glass mirror x3 (un-leaded)

WEIGHT
0,86 kg / 1,9 lb

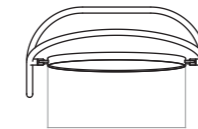
TEST
N / A

CERTIFICATION
N / A

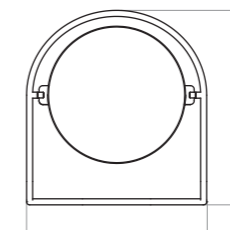
PACKAGING TYPE
Gift box

PACKAGING MEASUREMENTS
(H × W × D)
32 cm × 29,5 cm × 14,5 cm /
12,9" × 11,6" × 5,7"

MATERIALS & MAINTENANCE
Please see page 680 for materials, care and maintenance instructions.



Ø: 18,2 cm / 7,2"



W: 23,8 cm / 9,4"

H: 25,7 cm / 10,1"



D: 12 cm / 4,7"



PEPE MARBLE MIRROR
Designed by *Studiopepe*

[BACK TO START](#)

Standalone or wall-mounted glass mirrors with regular and +300% magnification on black, white or brown marble base with brushed brass frame.

Pepe Marble Mirror



BRASS / WOOD GRAIN MARBLE
3600939

Pepe Marble Mirror wall



BRASS / NERO MARQUINA MARBLE
3610539



BRASS / WOOD GRAIN MARBLE
3610939



BRASS / CARRARA MARBLE
3610639

STOCK OPTIONS

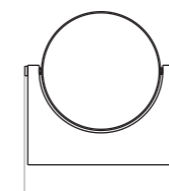
SKU	VARIANT
3600939	PEPE MARBLE MIRROR, BRASS / WOOD GRAIN MARBLE
3610539	PEPE MARBLE MIRROR, WALL, BRASS / NERO MARQUINA MARBLE
3610939	PEPE MARBLE MIRROR, WALL, BRASS / WOOD GRAIN MARBLE
3610639	PEPE MARBLE MIRROR, WALL, BRASS / CARRARA MARBLE

TECHNICAL SPECIFICATIONS

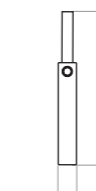
PRODUCT TYPE Mirror	COLOURS Brass / Nero Marquina Marble Brass / Wood Grain Marble Brass / Carrara Marble	PACKAGING TYPE Gift box
COLLI 1	MATERIALS Nero Marquina marble, Carrara marble or wood grain marble, brass, glass mirror (x3)	PACKAGING MEASUREMENTS (H x W x D) <i>Mirror</i> 31,5 cm x 32 cm x 9,5 cm / 12,4" x 12,6" x 3,7"
DIMENSIONS <i>Mirror</i> H: 26 cm / 10,2" W: 25 cm / 9,8" D: 3 cm / 1,2" <i>Mirror Wall</i> H: 25 cm / 9,85" W: 25 cm / 9,8" D: 16 cm / 6,3"	WEIGHT Mirror: 2,67 kg / 5,89 lb Mirror Wall: 2,470 kg / 5,45 lb	<i>Mirror Wall</i> 9,1 cm x 32,2 cm x 20,5 cm / 3,6" x 12,7" x 8,1"
PRODUCTION PROCESS The base is made from cut marble with a honed finish. The mirror part from sand casted brass.	MATERIALS & MAINTENANCE Please see page 680 for materials, care and maintenance instructions.	

PEPE MARBLE MIRROR

PEPE MARBLE MIRROR WALL

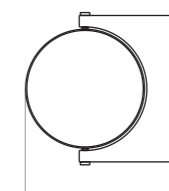


W: 25 cm / 9,8"

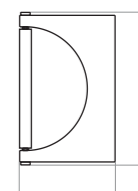


D: 3 cm / 1,2"

H: 26 cm / 10,2"



W: 25 cm / 9,85"



D: 16 cm / 6,3"

H: 25 cm / 9,85"

NIMBUS MIRROR
Designed by Krøyer-Sætter-Lassen

A glass mirror set on MDF with circular or rectangular bronzed brass frame and decorative screws.

Ø60



POLISHED BRASS
8030839



BRONZED BRASS
8030859

Ø110



POLISHED BRASS
8031839



BRONZED BRASS
8031859

Rectangular



POLISHED BRASS
8032839



BRONZED BRASS
8032859

PRODUCT TYPE
Mirror

COLLI
1

ENVIRONMENT
Indoor

DIMENSIONS

Ø60
Ø: 60 cm / 23,6"
D: 2,2 cm / 0,9"

Ø110
Ø: 110 cm / 43,3"
D: 2,2 cm / 0,9"

Rectangular
H: 158,4 cm / 62,4"
W: 53,4 cm / 21"
D: 2,2 cm / 0,9"

TECHNICAL SPECIFICATIONS

PRODUCTION PROCESS
The mirror is made of cut glass mirror, and the brass frame is made of long brass rod with few welding point. The connection bracket is silver welded onto the frame.

COLOUR
Polished brass
Bronzed brass

GLOSS
N / A

MATERIALS
Polished, lacquered brass, cut glass mirror and painted MDF or bronzed brass, cut glass mirror, painted MDF and felt

WEIGHT
Ø60: 8,1 kg / 17,9 lb
Ø110: 27 kg / 59,5 lb
Rectangular: 24,5 kg / 54 lb

TEST
ISTA 1A

CERTIFICATIONS
TSCA title VI compliant

PACKAGING TYPE
Brown box

PACKAGING MEASUREMENTS
(H × W × D)

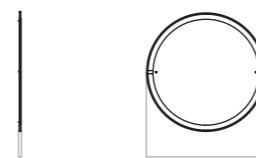
Ø60
17 cm × 68 cm × 68 cm /
6,7" × 26,8" × 26,8"

Ø110
13,5 cm × 127 cm × 127 cm /
5,3" × 50" × 50"

Rectangular
19,5 cm × 67 cm × 171 cm /
7,7" × 26,42" × 67,3"

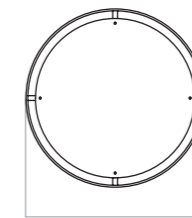
MATERIALS & MAINTENANCE
Please see page 680 for materials, care and maintenance instructions.

Ø60



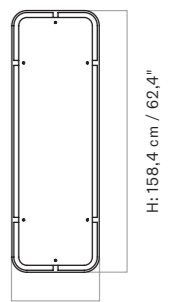
D: 2,2 cm / 0,9" Ø: 60 cm / 23,6"

Ø110



Ø: 110 cm / 43,3"

RECTANGULAR



W: 53,4 cm / 21"
H: 158,4 cm / 62,4"

NIMBUS MIRROR
Designed by *Krøyer-Sætter-Lassen*

[BACK TO START](#)

STOCK OPTIONS

SKU	VARIANT
8030839	NIMBUS MIRROR Ø60, POLISHED BRASS
8030859	NIMBUS MIRROR Ø60, BRONZED BRASS
8031839	NIMBUS MIRROR Ø110, POLISHED BRASS
8031859	NIMBUS MIRROR Ø110, BRONZED BRASS
8032839	NIMBUS MIRROR RECTANGULAR, POLISHED BRASS
8032859	NIMBUS MIRROR RECTANGULAR, BRONZED BRASS



NIMBUS MIRROR, size *Ø110*, material *bronzed brass*, designer *Krøyer-Sætter-Lassen*
OFFSET SOFA, 3 SEATER, material *Bouclé 02*, designer *Norm Architects*
DUCA CANDLE HOLDER, material *bronzed brass*, designer *Krøyer-Sætter-Lassen*
GRAVEL RUG, material *grey*, designer *Nina Bruun*
PLINTH LOW, material *Calacatta Viola Marble*, designer *Norm Architects*

Mirrors with aluminium frame with either black or white powder coating. Available in three variants.

Wall Mirror, Rectangular



BLACK
8020539



WHITE
8020639

Wall Mirror, Oval



BLACK
8010539

Floor Mirror



BLACK
8020539



WHITE
8020639

STOCK OPTIONS

SKU	VARIANT
8020539	NORM WALL MIRROR, RECTANGULAR, BLACK
8020639	NORM WALL MIRROR, RECTANGULAR, WHITE
8010539	NORM WALL MIRROR, OVAL, BLACK
7800589	NORM FLOOR MIRROR, BLACK

TECHNICAL SPECIFICATIONS

PRODUCT TYPE
Floor and wall mirror.

COLLI
1

PRODUCTION PROCESS
Extruded aluminium frame with power coated surface. Cut glass mirror.

MATERIALS
Powder coated aluminium, glass, leather (floor mirror)

WEIGHT
Rectangular wall mirror: 5,2 kg / 11,5 lb
Oval wall mirror: 6,8 kg / 15 lb
Floor mirror: 12,5 kg / 27,6 lb

COLOUR
Black (RAL 9005)
White (RAL 9016)

DIMENSIONS

Rectangular wall mirror
H: 70 cm / 27,6
W: 70 cm / 27,6
D: 3,5 cm / 1,4"

Oval wall mirror
H: 130 cm / 51,2"
W: 40 cm / 15,7"
D: 3,5 cm / 1,4"

Floor mirror
H: 170 cm / 66,9"
W: 60 cm / 23,6"
D: 3,5 cm / 1,4"

PACKAGING TYPE
Brown box

PACKAGING MEASUREMENTS
(H × W × D)

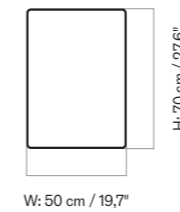
Rectangular wall mirror
9 cm × 58 cm × 77 cm /
3,5" × 22,8" × 30,3"

Oval wall mirror
8,5 cm × 137 cm × 48,5 cm /
3,3" × 54" × 19,1"

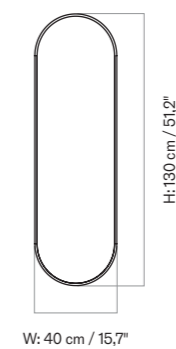
Floor mirror
4 cm × 61 cm × 172 cm /
1,6" × 24 × 67,7"

MATERIALS & MAINTENANCE
Please see page 680 for materials, care and maintenance instructions.

RECTANGULAR WALL MIRROR



OVAL WALL MIRROR



FLOOR MIRROR





VIEW
Designed by *Søren Lassen*

[BACK TO START](#)

Mirror, mirror on the wall, who's the fairest of them all? Characteristic, simple and timeless design is the hallmark of the View mirror, which seems to float out from its place on the wall. Hang the mirror in your foyer, your bedroom or along with your artworks in your living room.

29,7 × 29,7




BLACK
BL30306

56 × 56



BLACK
BL30301

70 × 70



BLACK
BL30302

STOCK OPTIONS

SKU	VARIANT
BL30306	VIEW 29,7X29,7, BLACK
BL30301	VIEW 56X56, BLACK
BL30302	VIEW 70X70, BLACK

TECHNICAL SPECIFICATIONS

PRODUCT TYPE
Storage system

COLLI
2

ENVIRONMENT
Indoor

DIMENSIONS

29,7 × 29,7
H/W: 29,7 cm / 11,7"

56 × 56
H/W: 56 cm / 22"

70 × 70
H/W: 70 cm / 27,5"

PRODUCTION PROCESS
The frame is made from 6mm powder coated aluminum profiles.

COLOURS
Black (RAL 9005)

MATERIALS
Aluminium, glass

WEIGHT
56 × 56: 3,542 kg / 7,81 lb
70 × 70: 4,288 kg / 9,45 lb
29,7 × 29,7: 2,316 kg / 5,11lb

PACKAGING TYPE
Gift box

PACKAGING MEASUREMENTS
(H × W × D)

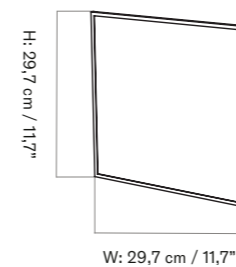
29,7 × 29,7
6 cm × 33 cm × 33 cm / 2,3" × 12,9" × 12,9"

56 × 56
6 cm × 65 cm × 64 cm / 2,3" × 25,5" × 25,5"

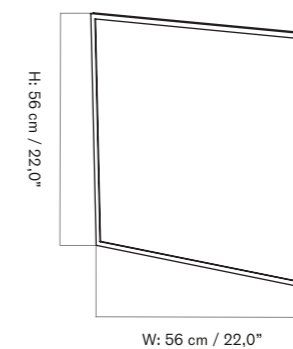
70 × 70
6 cm × 75 cm × 74 cm / 2,3" × 29,5" × 29,5"

MATERIALS & MAINTENANCE
Please see page 680 for materials, care and maintenance instructions.

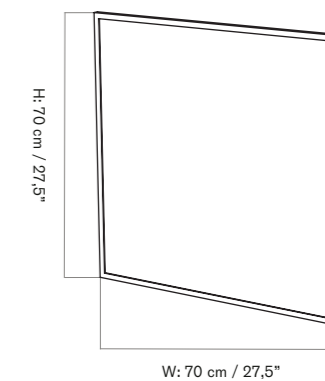
29,7 × 29,7



56 × 56



70 × 70



Addendum

This page provides an overview of Audo's five product categories, production and lead times, as well as a short description of each and what you can expect. Lead times denote our commitment to ensuring that your order is expedited in a timely manner, allowing you to factor the cycle into your deadlines.

Each Audo SKU is offered with a series of assets that help you to market our products and include product imagery, POS material and social media content. Furthermore, we are committed to upholding compliancy where relevant and providing service support throughout.

PRODUCT CATEGORY	DESCRIPTION	PRODUCTION TIME	LEAD-TIME INCL. TRANSPORTATION TO CUSTOMER
STOCK ITEMS	Items which are in stock and ready to be shipped within 24 hours of order confirmation.	24 - 48 hours	Up to 2 weeks
QUICK SHIP (QS)	Fast track items in predefined combinations	2 - 4 weeks	4 - 6 weeks
RECOMMENDED COMBINATIONS (RC)	Predefined products combinations.	5 - 6 weeks	6 - 8 weeks
SPEC	Combinations outside QS and RC categories.	5 - 6 weeks	6 - 8 weeks
COM	Bespoke upholstery.	2 - 6 weeks from when COM is delivered to the production site	4 - 8 weeks

Delivery

A freight charge of 5% are added to orders above 600 EUR / 6.000 SEK / 6.000 NOK / 500 GBP / 5.000 DKK orders below this amount will be added a minimum fee of 30 EUR / 300 SEK / 300 NOK / 25 GBP / 250 DKK.

The freight covers standard delivery to a business address on weekdays between 8am–4pm. Special requirements on deliveries are subject to an extra charge and will be quoted individually.

Pallet fees (if required, will be added before shipment):

- 1 Pallet: 10 EUR / 100 SEK / 100 NOK / 8 GBP / 75 DKK
 - ½ Pallet: 8 EUR / 75 SEK / 75 NOK / 7 GBP / 60 DKK
 - ¼ Pallet: 6 EUR / 60 SEK / 60 NOK / 6 GBP / 50 DKK
- Countries within the EU*: DAP Incoterms 2020
 - European countries outside the EU and Greece: FCA terms
 - Switzerland & UK: DAP Incoterms 2020, plus a fixed order fee of 25 EUR / 25 GBP for customs.
 - All other regions: FCA terms
- Orders are to be placed in full Master cartons.
 - Should Master carton be breached, a fee of:
 - 20 EUR / 200 SEK / 200 NOK / 16 GBP / 150 DKK per product line, will be charged

We refer to our website: audocph.com for our General Terms and Conditions.

*Shipments off mainland EU might be subject to an extra charge and will be quoted individually.

AUDO SWATCH BOX PRICE LIST

[BACK TO START](#)

MATERIAL	SKU	PCS	NAME
COMPLETE SAMPLE BOX (INCLUDES ALL SWATCHES)	1220		
SOLID WOOD	1200-79	1	OAK, SOAP
	1200-80	1	OAK, WHITE
	1200-81	1	OAK, OIL
	1200-82	1	OAK, LACQUER
	1200-84	1	OAK, GLOSSY LACQUER
	1200-85	1	OAK, BROWN, OIL
	1200-86	1	OAK, DARK STAINED, OIL
	1200-87	1	OAK, DARK STAINED, LACQUER
	1200-88	1	OAK, DARK, OIL
	1200-90	1	OAK, BLACK STAINED, OIL
	1200-91	1	OAK, BLACK STAINED, LACQUER
	1200-92	1	OAK, BLACK PAINTED, MAT LACQUER
	1200-93	1	BEECH, BLACK STAINED, OIL
	1200-94	1	ASH, BLACK STAINED, LACQUER
	1200-95	1	WALNUT, OILED
	1200-97	1	WALNUT, LACQUER
VENEER AND MDF	1200-70	1	WALNUT, OIL
	1200-71	1	WALNUT, LACQUER
	1200-72	1	OAK, OIL
	1200-73	1	OAK, LACQUER
	1200-74	1	OAK, RED STAINED, LACQUER
	1200-75	1	ASH, BLACK, LACQUER
	1200-76	1	OAK, BLACK, PU LACQUER
	1200-77	1	OAK, BLACK PAINTED, LACQUER
	1200-78	1	OAK, DARK STAINED, LACQUER
MDF WITH TEXTILE	1200-64	1	BRICK RED TEXTILE ON MDF
	1200-65	1	TAUPE TEXTILE ON MDF
	1200-66	1	OFF WHITE TEXTILE ON MDF
BRASS	1200-33	1	POLISHED BRASS
	1200-34	1	BRUSHED BRASS
	1200-35	1	BRONZED BRASS
CHROME	1200-9	1	CHROME
	1200-11	1	BLACK CHROME
ALUMINIUM	1200-12	1	POLISHED ALUMINIUM
	1200-14	1	BRONZE GREY
POWDER COATING	1200-2	1	BLACK, RAL 9005, GLOSS 5-10
	1200-3	1	BLACK, RAL 9005, GLOSS 20
	1200-5	1	WHITE, RAL 9016, GLOSS 20
	1200-8	1	IVORY, NCS S 1002-Y50R, GLOSS 5-10
	1200-62	1	CREAM, GLOSS 15
LINOLEUM	1200-24	1	CHARCOAL
	1200-25	1	MUSHROOM
LAMINATE	1200-67	1	LAMINATE BLACK GLOSSY
	1200-68	1	LAMINATE FOG GLOSSY
	1200-69	1	LAMINATE BURGUNDY

MATERIAL	SKU	PCS	NAME
STONE / MARBLE	1200-61	1	TRAVETINE
	1200-46	1	NERO MARQUINA MARBLE
	1200-47	1	CARRARA MARBLE
	1200-48	1	GREY KENDZO MARBLE
	1200-49	1	ESTREMOZ MARBLE
	1200-50	1	CRYSTAL ROSE MARBLE
	1200-52	1	CALCATTIA VIOLA MARBLE
	1200-53	1	KUNIS BRECCIA STONE
	1200-59	1	EMPERADOR MARBLE
GLAS	1200-15	1	DARK GREEN
	1200-16	1	DARK BROWN
	1200-17	1	BEIGE
RUGS	5850130P	1	GRAVEL RUG, GREY
	5850640P	1	GRAVEL RUG, IVORY
	5855049P	1	HOUKIME RUG, BEIGE
FRAME COLORS	1200-98	1	BLACK STAINED ASH
	1200-99	1	NATURAL OAK
	1200-100	1	SMOKED OAK
	1200-101	1	WHITE
CORE LEATHER	1194-82	1	NORFOLK NATURE BLA3001SP
	1194-83	1	NORFOLK DARK BROWN BLA6001SP
	1194-84	1	NORFOLK BLACK BLA2001SP
FELT	1200-63	1	OFF WHITE
SHEEPSKIN NEVOTEX	1300-4	1	SAHARA
	1300-5	1	NATUR
	1300-6	1	ROOT
SHEEPSKIN SKANDILOCK	1300-7	1	MOONLIGHT
	1300-8	1	OFF WHITE
	1300-9	1	SAHARA
	1300-10	1	GREEN TEA
	1300-11	1	HONEY
	1300-12	1	ESPRESSO
COMPLETE HARBOUR RING INCLUDES ALL SWATCHES 6 PCS	1196		
PLASTIC	1196-1	1	BLACK (RAL 9011)
	1196-2	1	WHITE (RAL 9016)
	1196-3	1	BURNED RED (RAL 8015)
	1196-4	1	KHAKI (RAL 1011)
	1196-5	1	LIGHT GREY (RAL 9002)
	1196-6	1	OLIVE (RAL 7002)

AUDO SWATCH BOX PRICE LIST

[BACK TO START](#)

MATERIAL	SKU	PCS	NAME
COMPLETE UPHOLSTERY RING INCLUDES ALL SWATCHES	1194		
TEXTILE	1194-3	1	DOPPIOPANAMA, T14012/001, DEDAR
	1194-61	1	DOPPIOPANAMA, T14012/004, DEDAR
	1194-4	1	AUDO BOUCLÉ 02
	1194-5	1	AUDO BOUCLÉ 06
	1194-6	1	AUDO BOUCLÉ 08
	1194-7	1	AUDO BOUCLÉ 16
	1194-63	1	AUDO BOUCLÉ 07
	1194-64	1	AUDO BOUCLÉ 15
	1194-65	1	AUDO BOUCLÉ 20
	1194-50	1	BARNUM BOUCLÉ 04
	1194-51	1	BARNUM BOUCLÉ 05
	1194-52	1	BARNUM BOUCLÉ 10
	1194-66	1	BARNUM BOUCLÉ 11
	1194-67	1	BARNUM BOUCLÉ 19
	1194-53	1	BARNUM BOUCLÉ 21
	1194-68	1	BARNUM BOUCLÉ 24
	1194-11	1	CHAMPION 035, JAB
	1194-9	1	CHAMPION 041, JAB
	1194-10	1	CHAMPION 061, JAB
	1194-28	1	REMIX 3, 152, KVADRAT
	1194-27	1	REMIX 3, 233, KVADRAT
	1191-1	1	RE-WOOL, 218, KVADRAT
	1191-2	1	RE-WOOL, 448, KVADRAT
	1194-14	1	CANVAS, 154, KVADRAT
	1194-16	1	CANVAS, 356, KVADRAT
	1194-17	1	FIORD, 581, KVADRAT
	1194-21	1	FIORD, 751, KVADRAT
	1194-69	1	FIORD, 782, KVADRAT
	1194-18	1	FIORD, 951, KVADRAT
	1194-19	1	FIORD, 961, KVADRAT
	1194-20	1	FIORD, 981, KVADRAT
	1191-3	1	HALLINGDAL 65, 110, KVADRAT
	1194-70	1	HALLINGDAL 65, 153, KVADRAT
	1194-71	1	HALLINGDAL 65, 173, KVADRAT
	1194-23	1	HALLINGDAL 65, 200, KVADRAT
	1194-72	1	HALLINGDAL 65, 370, KVADRAT
	1191-4	1	HALLINGDAL 65, 600, KVADRAT
	1194-55	1	MOSS 001, KVADRAT / SAHCO
	1194-56	1	MOSS 004, KVADRAT / SAHCO
	1194-73	1	MOSS 011, KVADRAT / SAHCO
	1194-25	1	MOSS 014, KVADRAT / SAHCO
	1194-26	1	MOSS 019, KVADRAT / SAHCO
	1194-24	1	MOSS 022, KVADRAT / SAHCO
	1194-57	1	REFLECT 344, KVADRAT
	1194-8	1	ARCTIC 040, JAB
	1194-31	1	SAFIRE 001, KVADRAT / SAHCO
	1194-59	1	SAFIRE 004, KVADRAT / SAHCO
	1194-33	1	SAFIRE 006, KVADRAT / SAHCO
	1194-32	1	SAFIRE 012, KVADRAT / SAHCO
	1194-74	1	VIDAR 4 182, KVADRAT
	1194-75	1	VIDAR 4 323, KVADRAT
	1194-76	1	VIDAR 4 472, KVADRAT
	1194-77	1	VIDAR 4 582, KVADRAT
	1194-78	1	ZERO 001, KVADRAT / SAHCO
	1194-79	1	GRAND MOHAIR 1103, DANISH ART WEAVING
	1194-80	1	GRAND MOHAIR 2600, DANISH ART WEAVING
	1194-81	1	GRAND MOHAIR 8205, DANISH ART WEAVING
	1194-62	1	LUPO 004, DEDAR
	1194-49	1	AUDO COTLIN POPPY SEED
	1194-48	1	AUDO COTLIN WHEAT
	1194-47	1	AUDO COTLIN OAT

MATERIAL	SKU	PCS	NAME
LEATHER	1194-34	1	DAKAR 0250, NEVOTEX
	1194-35	1	DAKAR 0311, NEVOTEX
	1191-5	1	DAKAR 0329, NEVOTEX
	1194-36	1	DAKAR 0842, NEVOTEX
	1194-38	1	ILLUSION, CAMEL 85020, NEVOTEX
	1194-39	1	DUNES, COGNAC 21000, SØRENSEN
	1194-40	1	DUNES, ANTHRAZITE 21003, SØRENSEN
	1194-41	1	DUNES, DARK BROWN 21001, SØRENSEN
	1194-60	1	DUNES, CAMEL 21004, SØRENSEN

We offer tailor-made material to help you market our products.
The below outlines the available content.

Please find a complete overview of all available colour
and material swatches for specific furniture designs in
our online content library:

[overview.xlsx](#)

POS CATEGORY	SKU	POS ITEM
CATALOGUES	405	CASE BOOK VOL 2
LOGO	240	AUDO CPH, LOGO BLOCK, SMALL
	241	AUDO CPH, LOGO BLOCK, LARGE
	242	AUDO CPH, ACRYLIC LOGO, SMALL
	243	AUDO CPH, ACRYLIC LOGO, LARGE
	239	AUDO CPH, BRAND LEAFLET
	244	AUDO CPH, POSTCARDS
	245	AUDO CPH, POSTERS
	237	AUDO CPH, LEAFLET HOLDER
	222	AUDO CPH, TOTE BAGS, SMALL
	167	AUDO CPH, BRAND TEXT, VINYL
	170	NAPKIN BOX 23 X 18 X 11 CM

Printed POS and Store Space displays available upon request to your local sales representative.

CONTENT PACKAGE

- PACKSHOTS
- LIFESTYLE IMAGES
- PRESS RELEASES
- PRODUCT FACT SHEETS
- SOCIAL MEDIA CAPTIONS
- 2D FILES
- 3D FILES
- PRODUCT VIDEOS OF HERO PRODUCTS

Digital Addressable Lighting Interface (DALI) is a dedicated open protocol for digital lighting control that enables the easy installation of robust, scalable and flexible lighting networks. Audo's lighting collection is divided into three categories:

DALI incompatible

Lighting with drivers or dimmers that cannot communicate with DALI.

To use with DALI they must be heavily modified or custom produced (SOR when possible).

DALI with converter

Lighting without drivers or electronics can be used with a DALI converter and dimmer. These components are standard in DALI and authorised electricians will select the best combination of components for a specific DALI system.

Based on test results, we suggest one driver/converter set per lamp to avoid a significant drop in voltage when connected in groups.

DALI compatible

Lighting with drivers or dimmers that can be connected directly to DALI, without the need for converters/drivers.

	DALI INCOMPATIBLE	DALI WITH CONVERTER	DALI COMPATIBLE
PENDANTS			
BANK PENDANT		•	
CAST PENDANT		•	
CIRCULAR PENDANT	•		
COLLECTOR CHANDELIER 3 / 5		•	
DANCING PENDANT		•	
HASHIRA PENDANT / CLUSTER		•	
JWDA PENDANT	•		
LEVITATE PENDANT 28/40		•	
RESONANT PENDANT		•	
TR BULB PENDANT / FRAME		•	
UMANOFF PENDANT		•	
WALL LAMPS			
CAST SCONCE WALL WITH DIFFUSER	•		
COLLECTOR WALL		•	
HASHIRA WALL	•		
TR BULB CEILING/WALL		•	
TABLE LAMPS			
HASHIRA TABLE	•		
JWDA TABLE/MARBLE	•		
PEEK TABLE	•		
REVERSE TABLE	•		
TORSO TABLE 37 / 57	•		
TR BULB TABLE / TABLE-WALL (WITH CORD)	•		
TR BULB TABLE / TABLE-WALL (HARDWIRED)		•	
WING TABLE		•	
FLOOR LAMPS			
HASHIRA FLOOR	•		
HASHIRA FLOOR, HIGH	•		
JWDA FLOOR	•		
PEEK FLOOR		•	
WING FLOOR		•	
PORTABLE LAMPS			
ALL	•		

	CORD			ON / OFF DIMMER		CYLINDRICAL CANOPY			PLASTIC CANOPY			
	LENGHT	COLOR	MATERIAL	TYPE	POSITION	HEIGHT	DIAMETER	FINISH	HEIGHT	DIAMETER	FINISH	
PENDANTS												
BANK PENDANT	400	BLACK	PVC	—	—	—	—	—	3,8	11,5	BLACK	
CAST PENDANT	400	BLACK	PVC	—	—	—	—	—	3,8	11,5	BLACK	
CIRCULAR PENDANT	500	BLACK	TEXTILE	BLUETOOTH APP	—	5,5	12	BLACK	—	—	—	
COLLECTOR CHANDELIER 3 / 5	400	BLACK	TEXTILE	—	—	5	11,5	BRASS	—	—	—	
DANCING PENDANT	300	WHITE	TEXTILE	—	—	—	—	—	3,8	11,5	WHITE	
HASHIRA PENDANT / CLUSTER	500	BLACK	TEXTILE	—	—	—	—	—	3,8	11,5	BLACK	
JWDA PENDANT	400	BLACK	PVC	ROTARY	BASE	—	—	—	3,8	11,5	BLACK	
LEVITATE PENDANT 28/40	400	BLACK	PVC	—	—	—	—	—	3,8	11,5	BLACK	
RESONANT PENDANT	400	BLACK	TEXTILE	—	—	5	11,5	BRASS	—	—	—	
TR BULB PENDANT	300	BLACK	TEXTILE	—	—	—	—	—	3,8	11,5	BLACK	
TR BULB FRAME	300	BLACK	TEXTILE	—	—	2,5	12	BLACK / BRASS	3,8	11,5	BLACK	
UMANOFF PENDANT	400	BLACK	TEXTILE	—	—	—	—	—	3,8	11,5	BLACK	
WALL LAMPS												
CAST SCONCE WALL WITH DIFFUSER	200	BLACK	PVC	ROTARY	ON THE CORD	—	—	—	—	—	—	
COLLECTOR WALL	200	WHITE	PVC	SWITCH	ON THE BODY	—	—	—	—	—	—	
HASHIRA WALL	200	BLACK	PVC	SWITCH	ON TOP	—	—	—	—	—	—	
TABLE LAMPS												
HASHIRA TABLE	200	BLACK	TEXTILE	PUSH	ON THE CORD	—	—	—	—	—	—	
JWDA TABLE	200	BLACK	TEXTILE	ROTARY	ON THE BASE	—	—	—	—	—	—	
JWDA TABLE MARBLE	200	WHITE	TEXTILE	ROTARY	ON THE BASE	—	—	—	—	—	—	
PEEK TABLE BLACK	200	BLACK	PVC	3 STEP TOUCH	ON TOP	—	—	—	—	—	—	
PEEK TABLE WHITE	200	WHITE	PVC	3 STEP TOUCH	ON TOP	—	—	—	—	—	—	
REVERSE TABLE	200	BLACK	PVC	ROTARY	ON TOP	—	—	—	—	—	—	
TORSO TABLE 37 / 57	200	BLACK	TEXTILE	3 STEP TOUCH	ON TOP	—	—	—	—	—	—	
TR BULB TABLE / TABLE-WALL (WITH CORD)	200	BLACK	TEXTILE	ROTARY	ON THE CORD	—	—	—	—	—	—	
WING TABLE	200	BLACK	TEXTILE	SWITCH	ON THE CORD	—	—	—	—	—	—	
FLOOR LAMPS												
HASHIRA FLOOR	200	BLACK	TEXTILE	SLIDE	ON THE CORD	—	—	—	—	—	—	
HASHIRA FLOOR, HIGH	220	BLACK	TEXTILE	SLIDE	ON THE CORD	—	—	—	—	—	—	
JWDA FLOOR	200	BLACK	TEXTILE	ROTARY	ON THE BASE	—	—	—	—	—	—	
PEEK FLOOR BLACK	200	BLACK	PVC	3 STEP TOUCH	ON TOP	—	—	—	—	—	—	
PEEK FLOOR WHITE	200	WHITE	PVC	3 STEP TOUCH	ON TOP	—	—	—	—	—	—	
WING FLOOR	200	BLACK	TEXTILE	SWITCH	ON THE CORD	—	—	—	—	—	—	

- PREFERRED
- ALTERNATIVE

RECOMMENDED AUDO BULBS

[BACK TO START](#)

EUROPE	1210000 G9,dim., 1,5W	1220000 G9,dim., 2,5W	1800000 G9,dim., 3,5W	1800002 G4,dim., 1,5W	2701639 E14,dim., 4W	2700639 E27,dim., 6W	1840001 E27,dim., 8W
PENDANTS							
BANK PENDANT						●	○
CAST PENDANT	○	●					
COLLECTOR CHANDELIER 3 / 5						●	
DANCING PENDANT						●	
HASHIRA PENDANT / CLUSTER			●				
JWDA PENDANT							
LEVITATE PENDANT 28					●		
LEVITATE PENDANT 40						●	
RESONANT PENDANT						●	○
UMANOFF PENDANT						●	○
WALL LAMPS							
COLLECTOR WALL							
TABLE LAMPS							
HASHIRA TABLE						●	○
JWDA TABLE / MARBLE			●				
TORSO TABLE 37					●		
TORSO TABLE 57						●	○
WING TABLE						●	○
FLOOR LAMPS							
HASHIRA FLOOR						●	○
HASHIRA FLOOR, HIGH						●	○
JWDA FLOOR						○	●
WING FLOOR						●	○
PORTABLE LAMPS							
TORSO PORTABLE				●			
JWDA PORTABLE				●			
COLUMN PORTABLE				●			

UNITED STATES	1220000U G9,dim., 2,5W	1800000U G9,dim., 3,5W	1800002 G4,dim., 1,5W	2701639U E12,dim., 4W	2700639U E26,dim., 6W	1840001U E26, dim., 8W
PENDANTS						
BANK PENDANT					●	○
CAST PENDANT	●					
COLLECTOR CHANDELIER 3 / 5						
DANCING PENDANT					●	
HASHIRA PENDANT / CLUSTER					●	
JWDA PENDANT		●				
LEVITATE PENDANT 28				●		
LEVITATE PENDANT 40					●	
RESONANT PENDANT					●	○
UMANOFF PENDANT					●	○
WALL LAMPS						
COLLECTOR WALL						
TABLE LAMPS						
HASHIRA TABLE					●	○
JWDA TABLE / MARBLE		●				
TORSO TABLE 37				●		
TORSO TABLE 57					●	○
WING TABLE					●	○
FLOOR LAMPS						
HASHIRA FLOOR					●	○
HASHIRA FLOOR, HIGH					●	○
JWDA FLOOR					○	●
WING FLOOR					●	○
PORTABLE LAMPS						
TORSO PORTABLE			●			
JWDA PORTABLE			●			
COLUMN PORTABLE			●			

LIGHTING SOURCES & BATTERY SPECIFICATIONS

[BACK TO START](#)

BULB INCLUDED

LIGHTING DESIGN	SKU EU	SKU USA
COLUMN PORTABLE	1800002	1800002
TORSO PORTABLE	1800002	1800002
JWDA PORTABLE	1800002	1800002
JWDA TABLE	1800000	1800000U
JWDA FLOOR	1840001	1840001U
JWDA PENDANT	1800000	1800000U
CAST PENDANT	1220000	1220000U
TORSO TABLE 37	2701639	2701639U
TORSO TABLE 57	2700639	2700639U

PORTABLE LAMPS, BATTERY

LIGHTING DESIGN	CHARGING TIME (5V, 1,5 A)	LEVEL I 100 %	LEVEL II 50 %	LEVEL III 25 %
TORSO PORTABLE	6,5 H	7 H	13 H	18 H
JWDA PORTABLE	6,5 H	7 H	13 H	18 H
COLUMN PORTABLE	6,5 H	7 H	13 H	18 H
PHARE PORTABLE (ON/OFF, NOT DIMM.)	6 H	6,5 H		
CARRIE PORTABLE (SKU 4863XXX)	7 H	11 H	16,5 H	45 H
CARRIE PORTABLE IP44 (SKU 4864XXX)	7 H	11 H	16,5 H	45 H
RAY PORTABLE	7 H	11 H	16,5 H	45 H
HASHIRA PORTABLE	7 H	11 H	16,5 H	45 H

BULBS / LED LIFESPAN

BULBS / LED	LIFESPAN
PHARE PORTABLE	15,000 H
CARRIE PORTABLE	30,000 H
CARRIE PORTABLE IP44	30,000 H
RAY PORTABLE	25,000 H
HASHIRA PORTABLE	25,000 H
HASHIRA WALL	25,000 H
CAST SCONCE LED	25,000 H
REVERSE TABLE	25,000 H
PEEK FLOOR / TABLE	30,000 H
CIRCULAR PENDANT	35,000 H
1210000 (G9, DIM, 1,5W)	25,000 H
1220000/U (G9, DIM, 2,5W)	25,000 H
1800000/U (G9, DIM, 3,5W)	30,000 H
1800002 (G4, DIM, 1,5W)	30,000 H
2701639/U (E14, DIM, 4W)	15,000 H
2700639/U (E27, DIM, 6W)	15,000 H
1840001/U (E27, DIM, 8W)	15,000 H
TR BULB (ALL VERSIONS)	30,000 H

LED / BATTERY REPLACEABILITY

LIGHTING DESIGN	BATTERY	LED
TORSO PORTABLE	1755007	G4 SOCKET 1800002
JWDA PORTABLE	1755007	G4 SOCKET 1800002
COLUMN PORTABLE	1755007	G4 SOCKET 1800002
PHARE PORTABLE	1755001	NOT REPLACEABLE
CARRIE PORTABLE (SKU 4863XXX)	1755008	NOT REPLACEABLE
CARRIE PORTABLE IP44 (SKU 4864XXX)	1755008	NOT REPLACEABLE
RAY PORTABLE	1755026	1755027
HASHIRA PORTABLE	1755026	1755027
REVERSE PORTABLE	—	NOT REPLACEABLE
CAST SCONE LED	—	1755020
HASHIRA WALL	—	1755017
PEEK FLOOR / TABLE	—	NOT REPLACEABLE
CIRCULAR PENDANT	—	NOT REPLACEABLE

At Audo, we provide design solutions that can transform how we use space, connecting the dots between home, work, and hospitality. We are committed to do so in a sustainable and responsible way.

Introduction and purpose

For Audo, as a global company, environmental sustainability is extremely important for our business, both presently and in the future.

Many of our raw materials and ingredients are sourced directly from nature, and the continued success of our business is causally linked to the health of the environment. We are therefore continuously looking for ways to reduce our impact on the environment and the communities in which we operate. Audo understands, and acknowledges, the important role that we play in understanding, protecting, and enhancing the underlying biodiversity.

We are therefore constantly striving to optimize our use of natural resources, to view our products and activities from a life cycle perspective, and to develop and use environmentally friendly products, materials and technologies in a way that contributes to long-term sustainable development. The purpose of the Environmental policy is to prevent and control potential risks to the environment and tackle the impacts of our activities throughout the value chain, from the sourcing of materials, through packaging, production, distribution, sales and marketing, to recycling and reusability. In short, this concept is a lifecycle philosophy that we instill throughout our entire organization

Scope

This policy applies globally to the management, employees, and contract workers of all entities in Audo, including sub-contractors. The policy also applies to visitors and to situations where Audos employees are working at external locations.

This policy commitment will be reflected in all other policies, guidelines, and procedures in Audo. We encourage our employees and other stakeholders to inform us about challenges on human rights, the environment, or anti-corruption associated with our services, products, or business relations.

Commitment

Our commitment is based on the internationally agreed core principles for sustainable development; human rights (including labor rights), environment (including climate), and anti-corruption.

The principles are listed by the UN Global Compact and made operational through the UN Guiding Principles on Business and Human Rights (UNGPs) and the OECD Guidelines for Multinational Enterprises (OECD).

We comply with all applicable regulations, wherever we operate.

Distinctly deriving from this, is our commitment to comply, which means that Audo continuously identifies, prevents, or mitigates our risks of adverse impacts in relation to the core principles. We will communicate how we manage such impacts. We will seek to make a difference for sustainability, where it makes most sense for us as an organization, but also as a human being's part of a larger ecosystem that is bigger than our corporation.

This, of course, also affects our sourcing, design, and procurement as all these processes incorporate a lifecycle-based philosophy. This ensures that no products are manufactured with parts we are unfamiliar with – including the chemical aspects of the products i.e. coating, foam, wiring, pigment for paint, and that the products, as a whole, are manageable in terms of sustainable waste-handling and recycling. This combined with our know-how within craftsmanship and our love, and passion, for utilitarian design translates into the brand and quality we are known, and loved for, today.

Employees

Our employees are key partners in helping us respect international principles for sustainable development. We expect all team members at Audo to assist us in honoring our commitment in their daily work. We will embed our CSR and environmental commitment in the daily work of both our employees and management through training, communication, and ongoing assessments.

We always appreciate good ideas for how to prevent, mitigate or improve our impacts on sustainable

development. Since our employees have a crucial impact on how Audo acts in relation to our collaborators and business relations, it is expected that they follow our internal guidelines and procedures on how to practice and operationalize responsible sustainable development. We do this by instructing all employees on the relevant procedures in their specific area of responsibility. We do this by training all employees in the relevant procedures in our environmental management system ISO14001, which defines our focus and commitment in relation to avoid and replace chemical substances which has newly discovered worrying properties even if the substance has not been classified yet, if it is in any way possible. Our designers are committed to design products with focus on quality and longevity to assure a positive life cycle perspective, where our products can hopefully be used for generations. Logistics are, undoubtedly, a significant part of our environmental impact; we believe that we have a responsibility and the means to prioritize ways of transportation with the lowest possible environmental impact and all employees working with shipping share this belief.

Transportation and distribution

At Audo we strive daily to improve on all areas of our business in terms of sustainable behavior and thinking, including our approach to transportation and distribution of our products. As a consequence of our holistic approach to product design, all our products are packaged in such a way as to use as little material as possible, while being packaged compactly. The compact packaging paired with the right shock-absorbing material ensures that we do not waste any space during transportation. Double-packaging is also a thing of the past in all our warehouses and suppliers.

The choice of packaging material (cardboard boxes and shock-absorber) is constantly being reviewed as well, both factoring product and environmental longevity; if our products break during transport, they will have to be transported and packaged again – and maybe 2 or 3 times more before reaching the customer again. Choosing the right material that serves both our customers and the environment is therefore *alpha* in terms of packaging, as we recognize that the packaging material will not serve with the same longevity as our products will serve our customers.

The mode of transportation used will always be the method with the least environmental impact, and we

employ several different technical solutions such as Clean Shipping Index (CSI) with the intent of aiding us in choosing the proper solution for each of our individual shipments. Furthermore, we are always in contact with our external land-based transportation agents to ensure that our products are delivered in an environmentally satisfactory manner.

Suppliers and external business relationships

We will expect all our business relationships to meet the globally agreed minimum standard for responsible business conduct as expressed in this policy.

Business relationships shall implement the UNGPs/OECD; i.e. manage risks of causing or contributing to adverse impacts in relation to human rights, the environment, and anticorruption, and address actual impacts, share their results – and ask the same from their relationships. In cases where a severe risk or impact is discovered it is mandatory to be communicated promptly throughout Audos organization and the supply-chain. Likewise, Audo has an increased and sustained focus on the use of chemical substances in our products. Therefore, we are working with specialized advisors in the area to avoid toxic chemical substances and carefully evaluate classifications and newly identified suspected risks. We have a commitment to work actively with this area and set the bar higher than merely conforming to the legislation in the area. Any questions and reflections by our stakeholders are welcomed as a key element in the continued responsible development of our strategy for responsible business development.

Furthermore, we have asked all our suppliers to sign chemical declarations with the intention of maximizing transparency, traceability, and product compliance as a whole, as we have worked tirelessly, i.e. through our product-design-phase and choice of materials, to ensure the above-mentioned compliance and environmentally-friendly concept; this is a chain that must not be broken, and this policy has the intention of enforcing this philosophy.

1. General Conditions

1.1. These General Terms and Conditions shall apply to all deliveries from Audo A/S (hereinafter "Audo") to the purchaser (hereinafter "Purchaser"), unless otherwise agreed to by Audo in writing.

1.2. Any terms and conditions proposed by Purchaser, which are different from or in addition to the terms in these General Terms and Conditions shall not be binding upon Audo and shall be void and of no effect, except to the extent expressly accepted by Audo in writing.

1.3. These Terms may only be amended or modified in writing which specifically states that it amends these Terms and is signed by an authorized representative of each party as defined in the Agreement.

2. Orders And Prices

2.1. A purchase order from Purchaser constitutes Purchaser's offer to Audo, and it will only become a binding agreement between the parties, upon Audo's acceptance in writing by order confirmation or otherwise.

2.2. All prices are exclusive of VAT, taxes, duties, customs and other charges and fees. Audo reserves the right to adjust prices until delivery in the event of changes in customs, duties, taxes, material and wages costs, currency conditions or other business conditions.

2.3. Any request to change a purchase order with upholstery products needs to be received by Audo within 3 working days from receipt of order confirmation to avoid any cancellation fees. In the event the products have already been dispatched, a fee for the return of the products shall be paid by the Purchaser (Refer to clause 7.4).

2.4. All purchase orders are to be placed in full master cartons. If Purchaser places an order for products in an amount that is less than a full master carton, Purchaser shall pay a handling fee per breached master carton.

3. Delivery And Delay

3.1. Unless otherwise confirmed by Audo in writing, the products shall be delivered as follows:

- a) DAP for deliveries to countries within the European Union (EU).
- b) FCA (Priorparken 435, 2605 Brøndby, Denmark), for deliveries to all countries outside the European Union (EU), including but not limited to European countries outside of the European Union (EU) and Greece, however except for Switzerland. - Export documents will be issued by Audo and a fee of 25 EUR is added to the order, failing to close the export documents at the customs office a fee of 75 EUR will be charged.
- c) DDP terms for deliveries to Norway
- d) DAP terms for deliveries to Switzerland and UK, with fees of 30 EUR and 25 GBP respectively charged for custom handling. For UK please refer to Clause 9.2 and appendix 5a.

Shipments off mainland EU might be subject to an extra charge, which will be quoted separately from Audo to the Purchaser.

Europallets and pallet frames used for the delivery will be invoiced to the Purchaser. Return of europallets and pallet frames is not accepted by Audo.

3.2. Partial delivery from Audo to Purchaser shall be permitted. Audo's SPEC and COM orders will be sent directly from Audo's production sites to purchaser location unless agreed otherwise. This does not involve orders with delivery terms ex. works where collection will be from Audo's warehouse in Brøndby, Denmark.

3.3. Upon request from Purchaser, Audo may offer to arrange for transportation of the products from the place of delivery set out in Clause 3.1 to a destination requested by Purchaser. Such transportation of the products may take place either by Audo's own means or by contracting a third-party forwarder/transporter and the transportation is subject to an administration fee to Audo for arranging such transportation and all freight costs being paid by Purchaser. Purchaser is, at its own cost, obliged to contract for insurance coverage against any risk of loss of or damage to the products during carriage. If the products cannot be delivered by the third-party forwarder/transporter to the address provided by Purchaser, it shall –

irrespective of the reason for the delivery hindrance – be considered as a missed delivery. In the event of a missed delivery, Purchaser may be offered delivery on another day or alternative delivery options subject to additional freight costs and administration fees to be paid by Purchaser to Audo.

3.4. Audo's production lead time for chairs and tables is approximately 0-8 weeks from Audo's acceptance of the purchase order. Some of Audo's chairs and tables are stock items, and upon prior written acceptance from Audo these stock items can be delivered by Audo with a shorter delivery date.

3.5. Any delivery date notified or communicated by Audo is solely an estimate based on Audo's best knowledge, and delivery dates are therefore not binding on Audo, unless a specific delivery date has been agreed in writing with Audo. If a specific delivery date has been agreed in writing, delivery within 14 working days after the agreed specific delivery date shall not be considered a delay.

3.6. In the event that delivery has not taken place within 14 working days after an agreed specific delivery date, and the non-delivery is not caused by circumstances attributable to Purchaser, Purchaser is by written notification to Audo entitled to cancel the part(s) of the order relating to the products, which has not been delivered. If the purchased products are being specifically adapted to Purchaser in accordance with Clause 7, Purchaser is not entitled to cancel the order, unless the delay exceeds 40 working days after the agreed specific delivery date. The above remedies shall be Purchaser's sole remedies in the event of delay.

4. Terms Of Payment

4.1. Unless otherwise agreed Terms of payment are 20 days from the invoice date on Contract and 30 days on other (20 days net and 30 days net respectively). Prepayment (50% or 100%) are required for new customers, for orders above DKK 300k, for SOR products and where credit insurance cannot be taken. Better terms can be obtained if payment is done via SEPA Direct Debit.

4.2. In the event that payment is not provided on time, Audo shall be entitled to:

- a) charge interest on the overdue amount corresponding to the official Danish discount rate (in Danish: "Diskontoen") in force from time to time with the addition of 1.5% per month
- and
- b) to suspend performance of all deliveries and orders to the Purchaser without incurring any liability.

4.2.1. In general, the following precautions will be taken:

- a) Overdue debt will result in stop for all deliveries.
- b) Late payments will result in loss of credit limit and requirement for prepayment on subsequent orders.

4.2.2. Audo will charge subsequent payments against interest charge until they are covered before charging against the principal (Trade receivable).

4.3. Audo seeks to insure all debtors and therefore Audo reserves the right to collect credit information on Purchaser. If credit insurance is not granted by Audo's credit insurance company, Audo will only ship the order to Purchaser against prepayment. In such event, Purchaser must pay the entire order amount within 4 weeks from the date of Audo's order confirmation. If payment has not been received by Audo within this period, Audo will be entitled to cancel the order.

5. Retention Of Title

5.1. Audo shall retain ownership of products sold to Purchaser, until payment has been effected in full with the addition of interest and possible costs. Purchaser shall not be entitled to make arrangements that limit Audo's retention of ownership. This includes sales agreements. Until the title to the products passes to Purchaser in accordance with this Clause 5.1., Purchaser is obliged to:

- a) store the products separately from products belonging to the Purchaser or third parties, and
- b) mark the products as Audo's property, so that products to be repossessed may be easily identified.

Purchaser shall allow Audo, its officers, employees and agents, to access any of Purchaser's premises to verify that Purchaser is in compliance with this Clause 5.1

5.2. Any deliveries of products to Germany or United Kingdom are subject to additional terms and conditions in relation to retention of title, cf. Appendix 5a and 5b.

6. Liability For Defects

6.1. Audo warrants to the best of their knowledge that the standard products delivered to Purchaser are free from defects in material and workmanship for a period of 24 months from the delivery date of each product (hereinafter "Warranty Period").

6.2. If Purchaser wishes to claim this warranty, Purchaser shall without undue delay notify Audo in writing of any defects. Such notice shall under no circumstances be given later than 2 weeks after Purchaser has become aware or should have become aware of the defect and at the latest before the expiry of the Warranty Period. Audo shall not be liable for any defective products whatsoever if Purchaser fails to give notice in writing to Audo after the expiry of this period.

6.3. The Purchaser shall immediately upon receipt of the products from the carrier conduct a visual inspection of the delivered products, and
6.3.1 if there are any visual damage to the packaging, this needs to be notes on the Delivery Note from the

forwarder. Failing this, the Purchaser will be liable for the damage.

6.3.2 If there are any defects or shortcomings in quantity in the delivered products, this shall be notified to Audo in writing within 2 weeks after the delivery date of the products. Audo shall not be liable for any defects or shortcomings in quantity in the products whatsoever if Purchaser fails to give notice in writing to Audo after the expiry of this period.

6.4. A claim from Purchaser shall include a description of the defect and be accompanied by the necessary and relevant documentation, including information on the order number and photos documenting the defect. All claims shall be sent by e-mail to Audo's support team at: claims@audocph.com.

6.5. If a delivered product is defective in any material way, Audo shall at its sole discretion be obliged to either (i) remedy the defect, (ii) replace the defective product or (iii) terminate the purchase order in respect of the defective product(s) against crediting of the invoiced amount for such defective product(s) to Purchaser. Audo shall notify Purchaser of its decision within reasonable time after receiving a claim from Purchaser. Purchaser is not entitled to other remedies in case of defects in the delivered products, and Audo shall not be liable for any other direct or indirect losses that the defect may cause.

6.6. Audo is only liable for defects which appear under the proper use of the products. Audo's liability does not cover defects arising out of or caused by (i) materials provided by Purchaser, (ii) faulty maintenance, incorrect use or incorrect assembly, (iii) alterations or repair performed by Purchaser or (iv) normal wear and tear of the products.

6.7. Complaints/replacements can only be made to the original delivery address, unless delivery has been made directly to the end consumer. I.e. if ex works delivery terms, collection site is Brøndby, Denmark.

6.8. Apart from defects and warranty claims, Purchaser are in no instances entitled to return purchased products to Audo.

6.9. End customers are offered an extended product warranty on selected furniture and accessories (Extended Warranty). The end customer will receive a unique id in combination with the purchase. The Extended Warranty lasts 10 years from purchase date

if the end customer registers the unique id number at www.audocph.com within three (3) months from the date of purchase.

6.10. Excluded from the Extended Warranty are (i) normal wear and tear as well as wear and tear/defect caused by incorrect care or inappropriate use of the product (ii) wear and tear/defects caused by direct sunlight and heat from heaters or similar that may fade or dry out the surface on woods, fabrics and leathers (iii) defects in or caused by material, leather or textiles, delivered to Audo A/S by the Purchaser or end customer (iv) products manufactured according to Purchaser or end customer specifications (v) products modified by the Purchaser or end customer after delivery or (vi) Parts such as gliders. Any case of subsequent changes to the product will invalidate the extended warranty.

6.11. A claim from the end customer in relation to the Extended Warranty shall include a description of the defect and be accompanied by the necessary and relevant documentation, including information on the order number and photos documenting the defect.

All claims shall be sent by e-mail to Audo's support team at: claims@audocph.com

7. Special Orders

7.1. Any purchase orders where Purchaser requests Audo to incorporate or use fabrics, leather or other materials which are provided by Purchaser (hereinafter "COM/COL Products") will only become a binding agreement between the parties upon Audo's acceptance of the order in writing. Refer to clause 4.1. Audo is not responsible for any defects in fabrics, leather or other materials provided by Purchaser.

7.2. Any purchase orders where Purchaser requests Audo to deliver products with fabrics, leather or other materials, which are part of Audo's range of materials that can be selected for Audo's products (hereinafter "SPEC Products") are considered non-standard products by Audo.

7.3. Any purchase orders where Purchaser requests Audo to manufacture a bespoke product (hereinafter "SORproducts") will only become a binding agreement between the parties upon Audo's acceptance of the order in writing and Purchaser's prepayment of 100% of the total purchase price under the purchase order. Standard warranty of 24 months applies.

7.4. If Purchaser cancels a purchase order for COM/COL Products or SPEC Products after Audo's acceptance of the purchase order, however subject to Clause 3.6 above, Purchaser shall pay cancellation fee to Audo as follows depending on timing of cancellation from receipt of order confirmation:

- Less than 72 hours after order confirmation: 0% on net price ex. VAT
- Between 73 hours and 10 days: 20% on net price ex. VAT
- More than 10 days: 100% calculated on net price ex. VAT.

Cancellation of purchase orders with SOR products is not accepted and the total purchase price under the purchase order is to be paid.

8. Marketing

8.1. All advertisements, catalogues and other printed material containing Audo's logo and Audo's product descriptions, or pictures may only be used upon and according to prior written agreement with Audo. Audo reserves all intellectual property rights to such material and the right at any time to require the return or destruction of such material.

8.2. All Audo's marketing material is subject to errors and omissions.

8.3. The Purchaser is not allowed to sell or export the products to parties outside the Trade Area in which the Purchaser is located (i.e. EU/EEA/USA) and is not allowed to knowingly sell the products to third parties intent on selling or exporting the products outside the Trade Area in which the Purchaser is located.

8.4. To uphold Audo's reputation as a leading lifestyle and designer brand within the markets of furniture, lightning and accessories, the Purchaser is obligated to, when marketing the products, refrain from using marketing strategies commonly associated with low-price and low-quality discount shops, i.e. any and all use of graphical enhancements to give the customer the impression that Audo products are sold cheaply or at a discounted price, i.e., the use of discount buttons, hatched or shaded pricing, yellow discount labels or bars, etc. Regardless of the above, the Purchaser remains free to set its own prices, give discounts, etc. Further, the Purchaser is obligated to refrain from selling and marketing the products through price engines, price comparison sites and third-party platforms that do not adhere to the same standards in their marketing of products as the Purchaser.

8.5. Audo monitors the market in order to ensure the Purchaser's compliance with its obligations under this contract.

8.6. If the Purchaser infringes Clauses 8.3 and/or 8.4, the Purchaser is liable to pay to Audo a compensation of EUR 15.000 per infringement. If the infringement in question is continuous, the compensation is EUR 15.000 per commenced week of the infringement.

8.7. Payment of compensation due to Clause 8.6 does not exempt the Purchaser from paying damages in accordance with Danish law.

9. Force Majeure

9.1. Audo shall be exempt from any liability for non-performance of its obligations to the extent its performance is affected by force majeure. Force majeure shall include, but is not limited to, war, riot, fire, natural catastrophes, embargoes, industrial disputes, breakdown in production facilities, limited capacity, pandemic or epidemic outbreaks, restrictions from government or health authorities, lack of motive power and other circumstances not reasonably foreseeable by and beyond the control of Audo, including force majeure of its sub-contractors. If an event of force majeure persists for more than 6 months, either party is entitled to terminate any affected purchase order.

10. Product Liability

10.1. Audo shall only be liable for damage caused by Audo's products in accordance with the mandatory provisions of the Danish Product Liability Act. Audo shall under no circumstances be liable for any indirect or consequential loss or damage, including but not limited to loss of profit, operating loss, loss of goodwill and loss of any contract.

10.2. Purchaser shall indemnify and hold Audo harmless to the extent that Audo incurs any liability towards any third party in respect of any damage for which Audo is not liable towards Purchaser.

10.3. If a claim for damage is raised by a third party against one of the parties, this party shall inform the other party thereof in writing without undue delay.

10.4. The limitation of Audo's liability set out in Clause 10.1 shall not apply where Audo has been guilty of gross negligence.

11. Limitation Of Liability

11.1. Audo shall in no event be liable for any indirect or consequential loss or damage, including but not limited to loss of profit, operating loss, loss of goodwill and loss of any contract.

11.2. Audo's total and aggregate liability under or in connection with any purchase order shall in no event exceed the invoiced amount of such purchase order.

11.3. Audo shall not be liable for any errors in catalogues, brochures or other printed material submitted to Purchaser.

11.4. The limitation of Audo's liability set out in this Clause 11 shall not apply where Audo has been guilty of gross negligence.

12. Choice Of Law And Venue

12.1. These General Terms and Conditions and any purchase order are subject to Danish law, excluding its provisions on choice of law.

12.2. Any dispute arising out of or in connection with these General Terms and Conditions or a purchase order shall be settled by the city court of Copenhagen.

These General Terms and Conditions are valid from 1. August 2022 and replace previous terms and conditions.

Care & Maintenance

Below are our general care and maintenance guidelines for all Audo products.

- Always follow the instructions for the specific product and material.
- Always use mild cleaning agents.
- Never use chemical cleaning products or harsh abrasives.
- To preserve the colour of the materials, avoid direct sunlight whenever possible.
- Never place products close to heat sources.
- Always protect surfaces against heat, humidity and strongly coloured items.
- Items for indoor use only should never be used outdoors.
- Products made from natural materials will display unique colour/surface variations.
- Tighten assembly screws periodically should joints become loose.

General Care & Maintenance: Wood

Wood changes over the course of its lifespan, adapting to changes in humidity and light. Exposure to sunlight can cause changes to colour and structural over time, although mostly during the first couple of months of use.

Wood breathes according to climate. Therefore, furniture should be placed in rooms with a relative air humidity of 40–50% and a temperature of approximately 20°C. Due to temperature and humidity sensitivity, we recommend treating wood during the winter months — preferably before and after the season. Furthermore, solid wood may become weathered or the fibres may rise slightly. Wipe clean daily using a well wrung cloth and clean water. Never use detergents, chemical cleaning products or harsh abrasives.

Soap Treated Wood

Soap treatment gives wood a somewhat dirt-repellent surface that helps prevent spills and stains from soaking in. However, if moisture is left on the surface over time, it will leave a permanent mark. This is also

true of oil-treated wooden surfaces. The surface soap treatment is primarily applied on products where a naturally aged look is desired.

General guidelines for soap treatment:

A new table should be treated 2-3 times in the first three weeks of use to allow the soap to penetrate the surface and keep it light in colour. Subsequently, the table should be treated approximately every 2-3 months if it becomes too dark, dry or dirty. The soap mixture should be applied with a wrung soft sponge or cloth, in the direction of the grains, evenly and without leaving any spots, stains or thick lines. The sponge or cloth should then be rinsed and well wrung before being used to dry the surface. Remember to also treat the bottom of the tabletop to prevent warping. It is normal for the fibres of the wood to raise slightly after the first couple of treatments. When the wood is dry, sand gently in the direction of the grains with fine grain sandpaper (180–240) or a sanding-sponge. Wipe away any dust.

Painted Wood

Painted furniture is simple to maintain. Dust or wipe clean weekly with a damp cloth. If using water, be sure not to leave water residue on the surface as this can leave permanent marks when drying.

Wood Veneer

Beautiful, easy to clean and durable, wood veneer is a worthy alternative to solid wood, despite mistakenly often considered inferior in quality. Wood veneer furniture is made from thin sheets of natural wood that are applied to a base of MDF, plywood or chipboard, giving the surface the appearance of solid wood. The final product is then varnished with polyurethane for a long-lasting, easy-care finish and to prevent spills damaging the surface and underlying design.

The production process ensures an even grain pattern where natural variations in the surface of the wood can be aligned for a more uniform look. Wood veneer does not age in the same way as solid wood; it is less prone to splintering and warping and provides additional support to the overall furniture piece, making it inherently more durable than solid wood designs. Additionally, as only the outer layer of wood veneer furniture is made from solid wood, it uses a limited number of natural resources.

To avoid cracks and other damage, wood veneer should not be placed close to direct heat sources or in humid environments. For daily care, wipe with a damp cloth and ensure any excess moisture is removed. Do not scrub as this can damage the grain and/or pigment, leaving the surface patchy. We recommend avoiding cleaning agents as these may damage and discolour the veneer. Mop spills immediately as liquids can damage the structure of the wood as well as leave permanent marks.

Linoleum

Linoleum is a unique, natural material, renowned for its elegance and durability. The distinctive look and tactile properties of linoleum – a matte surface with a warm, soft handle – ensure that every piece develops its own distinctive look and feel. Clean regularly with a damp cloth and mild cleaner such as Forbo Monel, 5 ml. diluted in 10 litres of water. For lacklustre or worn surfaces, increase the ratio to 10 ml. pr. 10 litres. Do not use alkaline or alcohol-based cleaning products as these will damage the surface.

Laminate

Made from several layers of paper compressed under pressure with melamine-based resins, laminate is highly resistant to wear and tear, is dirt and water repellent, and easy to maintain.

Clean daily using a clean, damp cloth or sponge and mild, pH-neutral detergent. Wipe dry. Avoid placing laminate in direct sunlight as this will cause fading.

Marble & Stone

The beauty of marble and stone is that no two pieces are alike. Formed over thousands of years, each piece bears the marks of its history, displaying natural imperfections that make each piece unique. A little care and maintenance will reward you with a lifetime of service.

To respect the authenticity of the natural stone, marble is treated with a sealer that provides the optimal compromise between a natural finish and functionality. The sealer leaves a satin-smooth surface that is repellent to liquids and dirt. However, liquids such as coffee, tea and juice should never be left to dry on marble as they will damage the surface. Never place acidic fruit on a marble surface and avoid using

harsh and abrasive chemicals and corrosives.

To avoid everyday damage, use trivets, coasters and placemats to protect from hot tableware or anything that may scratch or stain the surface. If an accident occurs, act quickly and blot spills with a paper towel. Do not rub as this will spread the liquid. Use a pH-neutral detergent or stone soap to prevent the stain from drying out or absorbing into the stone.

Dust once or twice weekly with a soft microfibre cloth. Wash periodically with a cloth dampened with warm water, adding a small squeeze of pH-neutral dishwashing liquid if necessary. Remove any residue with a clean, damp cloth. Do not use abrasive cloths, sponges or wire pads which may scratch the surface. We recommend using a specialist natural stone soap to treat difficult stains. Never use acidic detergents (such as bathroom cleaners) or detergents containing bleach. Thoroughly rinse with clean water to remove all traces of soap.

Please note, marble sealer must be maintained every 8–12 months depending on the amount of use.

Concrete

Concrete is a naturally porous material with surface imperfections that change over time. These irregularities add a unique character to each object.

Extend the life and beauty of your concrete interior objects by cleaning periodically with mild soap and water, drying afterwards with a soft cloth.

Ceramics

Stoneware is a natural material that reacts to temperature changes and exposure to the elements. When cared for properly, ceramics can tolerate low temperatures.

When kept outdoors for prolonged periods of time, cracks, flaking, erosion and salt damage can occur. Ceramic absorbs moisture, making it prone to cracking when temperatures drop. Move indoors during the winter months to protect from the cold or place outdoors in a sheltered spot. Ensure proper drainage by adding a layer of pebbles to the base of a planter without drainage holes, trapping excess water away from the roots of a plant.

Our planters have been developed for indoor use for which extra drainage is not required. Should you wish to use outdoors, add a drainage hole at the bottom using an electric drill, or place sheltered from the rain to ensure optimal conditions for both plants and planter.

Glass

Audo uses both soda lime glass and borosilicate glass, depending on product type. Mirror glass is used on all the mirrors in our product range.

SODA LIME GLASS

Soda lime glass objects are mouth-blown, meaning each is handcrafted with unique characteristics such as small air bubbles, variations in shape and thickness, as well as colour tone.

Borosilicate

Borosilicate glass is engineered specifically for use in laboratories and applications where thermal, mechanical and chemical conditions are too harsh for standard, household soda lime glass. We use this type of glass for objects that hold very hot liquids.

CARE & CLEANING

For daily cleaning, use a soft, dry cloth. For heavy stains, use a soft brush and standard dishwashing detergent and rinse with a solution of vinegar and water. Finish by wiping with a dry, lint-free cloth. Avoid using chemical and abrasive cleaners as these will damage the surface of the glass.

MIRROR GLASS

Each time a mirror is moved there is a risk of damage. Therefore, keep any movement to a minimum. To clean mirror glass, use a soft clean cloth wrung with warm water. Do not allow the edges of mirror to remain wet for extended periods of time.

Do not use acidic or alkaline cleaners on the mirror, and never use abrasive cleaners or powders or steel wool. For more thorough cleaning, use commercial glass cleaners without ammonia or vinegar.

Porcelain / Ceramics

We use two types of glaze: colour and reactive.

COLOUR GLAZE

Transparent colour glaze provides a beautiful depth of colour. However, it also reveals imperfections in the stoneware that are normally not visible to the naked eye. This is a natural characteristic of the product's design, bearing the hallmarks of handmade products.

REACTIVE GLAZE

Variiegated or mottled glazes do not have a homogeneous solid colour or character (i.e. like a ceramic sink or toilet bowl). They are called reactive glazes because they contain higher percentages of fluxes and additions intended to produce one or more variables. A variety of mechanisms are used to create the variations in colour and texture. These include crystal growth, the addition of speckling agents, phase separation, layering and opacity variations – occurring with variations in viscosity.

WATERCOLOUR

Watercolour glaze – and its subsequent variations in thickness and colouring – often reveals the porcelain's underlying natural surface as an effect that enhances the natural beauty of the material.

CARE & CLEANING

To retain the quality of your piece and ensure longevity, use a non-abrasive cloth or sponge and warm, soapy water to clean. We recommend wiping with a clean, dry cloth afterwards.

All Audo's porcelain/ceramic items are dishwasher and microwave safe. Avoid placing in extreme hot or cold environments, such as an oven or freezer, as this could cause thermal shock and result in damage to the structure including cracking and/or breakage.

In general, do not use any chemical or abrasive cleaners.

Black marks on tableware – in particular on matte glazed surfaces, which tend to be more porous than high-gloss finishes – are often caused by cutlery. They can often be removed by using either Vienna lime, ceramic cleaner, baking soda or a small dose of vinegar. Use a scouring pad with moderate strength to remove the stains. Rinse well after cleaning. Please note that actual scratches cannot be removed using this method.

Our thermo cups for daily use consist of two parts – an inner and outer wall – ensuring a cool external surface when filled with hot liquids. The cup appears thick and heavy, but in fact the two connected cups are thinner than a normal cup, making the thermo cup more prone to breakage by a hard knock or blow.

If a thermo cup is leaking, it may be caused by the defect closure of the small hole in the bottom of the mug. This hole is made for technical reasons and is closed with paste after the final firing in the kiln. If leaking occurs, allow the cup to dry completely before closing the hole with silicone glue.

METALS

Metal is a catch-all term for metallic elements or alloys of these. The most common metals are iron, copper, zinc, aluminium, tin and lead, as well as alloys such as steel, brass and bronze.

BRASS

Brass is a metal alloy made from copper and zinc. Variations can occur from one product to another, making each item unique. Untreated brass will naturally oxidise from the moment it is exposed to air, often already displaying dark spots before use. This is not a flaw, but rather a natural characteristic of solid brass. Audo products crafted in solid brass are offered in different surface finishes: polished brass, brushed brass and bronzed brass.

POLISHED, BRUSHED & BRONZED BRASS

To keep polished or brushed brass looking its best, clean with a gentle metal polish and a soft cloth, avoiding water. Polishing creams and/or cloths can be bought in most retail stores.

To keep bronzed brass looking its best, clean by wiping with a soft, dry cloth. Do not use chemical or abrasive cleaners and avoid using water. Please note that hard polishing will over time remove the fine hairlines on the surface of brushed and bronzed brass.

POLISHED BRASS W. LACQUER

Some of our brass products are finished with a layer of varnish to protect the surface from oxidation. To clean lacquered brass, use a soft dry cloth and do not use chemical or abrasive cleaners or water.

Steel & Aluminium Surfaces

The different types of metal surfaces used to make a number of Audo's designs are simple to maintain and resistant to both dirt and liquids.

We use plated, anodised, lacquered and stainless steel, as well as powder-coated steel. Plating, anodising and powder-coating is clarified below. Plating refers to a variety of surface finishes where solid metal is vaporised and deposited onto electrically conductive materials as pure metal or alloy coating.

This provides a thin metallic film on the base material. Anodising is an electrolytic process used to increase the thickness of the natural oxide layer on metals. By pairing with paint primers, the process creates a durable, anti-corrosive and wear-resistant surface. This process is most commonly used on aluminium.

Powder-coating is a painting process most commonly used on metals such as steel and aluminium. Dry powder paint is applied to the surface of an object and then melted/cured under heat of around 200°C – 400°C. Powder-coated surfaces are harder and more durable than conventional paint.

PLATED, ANODISED, LACQUERED OR STAINLESS STEEL

Use a soft dry cloth to clean. Do not use chemical or abrasive cleaners and avoid using water. Please note that hard polishing will damage the surface.

POWDER-COATED STEEL

Durable and easy to clean, wipe with a soft dry cloth to clean. Do not use chemical cleaners or harsh abrasives and avoid using water.

Upholstery

Audo's upholstered furniture can be covered in a large selection of fabrics and leather.

Our upholstery fabrics are sourced from some of the industry's most respected companies, each with an extensive knowledge on how to best care for each textile type. Visit the respective company website for further information about how to care for your product. Although our upholstered furniture is made to last, each piece will age uniquely over time. Furniture constructed using foam will, depending on use, develop various deformations with use. Loose and

down-filled cushions should be turned and plumped regularly to ensure uniform wear and to retain their shape.

Textiles are dyed individually, which can cause variations in colour from batch to batch. This also applies to leather tanning.

TEXTILES

To clean upholstery fabric, vacuum frequently with a soft brush and low power. Do not rub vigorously as this could result in loss of colour and/or surface damage.

LEATHER

We use four types of leather: aniline, semi-aniline, protected and vegetal. We also use nubuck and sheepskin. Care guidelines are the same for all four types of leather. For nubuck and sheepskin, see the following page.

CARE & MAINTENANCE

Avoid placing leather in direct sunlight or extreme heat. Clean using the suds from household soap flakes. Mix 50 ml. soap flakes to one litre of hot water. When the water is room temperature, apply the foam over the leather with a soft cloth. Avoid soaking. When dry, polish the leather with a clean cotton cloth.

- Avoid contact with sharp objects.
- Absorb spills immediately with a clean, dry cloth.
- Vacuum regularly with a soft brush to remove dust.
- Never use detergents, ammonia, oils, polish or varnish.

ANILINE LEATHER

This soft, premium quality leather is made from high-end raw hides. Aniline leather is ‘nude,’ meaning it displays visible surface marks that reflect the life of the cow – including fat wrinkles, scars and bite marks. These subtle, natural markings bring a unique quality to each hide. Furthermore, slight colour variations are visible as hides react differently to the tanning process. These characteristics will become more pronounced as the leather ages. With open pores similar to that of human skin, the temperature of the leather will adjust to match that of the human body, offering additional comfort for the user when seated. Audo uses aniline leather due to its natural appearance and tactile handle that improves with use.

SEMI-ANILINE LEATHER

Aniline leather is distinguished by its surface finish and easy-to-maintain properties. A light, pigmented surface treatment protects it against stains and the whitening effects of light while retaining its natural look and feel and uniform colour. The surface treatment disguises some of the natural markings. However, neck and fat wrinkles continue to remain visible. The full-grain leather is highly resistant to wear and tear. With open pores similar to that of human skin, the temperature of the leather will adjust to match that of the human body, offering additional comfort for the user when seated.

PROTECTED / CORRECTED LEATHER

Developed for durability, protected – or corrected – leather has a special surface treatment which guards against wear and tear, making it water and dirt repellent and stain resistant. Hides are sanded to remove some of the natural markings on the leather. As a final treatment, a grain pigment is added to create a more uniform look to the surface’s colour and structure. Protected/corrected leather is soft and comfortable, easy to maintain and designed to last for generations.

VEGETAL LEATHER

Leather is a natural material that becomes more beautiful over time and when cared for properly. Avoid placing leather products close to heat sources and in direct sunlight. Mop spills immediately and avoid placing in wet or humid environments. Do not use abrasive cleaners or sharp objects, which will damage the natural structure of the material. Leather stretches with use and this is not considered a defect. Likewise, variations in grain and patina are natural characteristics of leather. Care for your product with a cleaner suited to the type of leather.

NUBUCK

Avoid contact with water, liquids or creams. Suede and nubuck must not be cleaned with water or soap flakes. Instead, use a vacuum cleaner with a soft brush attachment.

SHEEPSKIN

In order to preserve the original condition of your sheepskin furniture, vacuum clean and air regularly. Spots should be immediately soaked with water. Clean with a sponge, lukewarm water and a mild wool shampoo. Avoid placing sheepskin furniture in direct sunlight as colour changes in the wool may occur.

Fabric Lampshade

Fabric lampshades accumulate dust and dirt, cobwebs and fingerprints and some can also yellow over time. There are some simple steps you can take to keep yours looking its best.

As fabric lampshades are glued onto the frame, they require extra care when handling. You should always handle the lampshade by its fitting to avoid denting, marking, creasing or tearing the fabric. It is equally important to use the correct method and materials to clean it, taking care to avoid the excessive use of water, which may cause staining.

Clean on a regular basis, switching the lamp off and making sure the bulb is cool before wiping the shade in a sweeping motion with a microfibre cloth, or brushing vertically from top to bottom with a soft brush or lint roller.

You can also use one of the following methods to remove excess dust and dirt:

- Use a hairdryer on a low heat at full power to blow away excess dust and dirt. Hold the dryer 20-30 cm away from the shade to avoid damaging it.
- For more durable fabrics, use a vacuum cleaner with an upholstery brush attachment to clean the shade with a light brushing movement from top to bottom.
- Roll a sticky lint roller lightly across the fabric, or dab masking tape onto the fabric, making sure not to press too hard, to lift away dust and dirt.

REMOVING LIGHT STAINS FROM A FABRIC LAMPSHADE

If your lampshade has light stains but is not suitable for immersion in water, remove any non-washable fittings such as the base, lamp holder, bulb and cords. Mix tepid water with delicate fabric detergent and apply just the soap suds to the entire shade in sections using a microfibre cloth. Gently rinse off the suds and wipe the lampshade dry.

You can also use a fabric cleaning spray, following the usage instructions carefully.

Spot cleaning can sometimes leave water marks, dye stains or a noticeable clean spot. Cleaning the entire shade will ensure an even finish.

REMOVING STUBBORN DIRT FROM A FABRIC LAMPSHADE

For stubborn dirt or heavy stains, fill a large, clean container or bathtub with lukewarm water (using cold water for glued fabric lampshades). The water should be deep enough to fully submerge the lampshade. Stir in delicate fabric cleaner to create suds. Lower the lampshade into the water, holding securely by the frame. Using a sponge or cloth, gently wipe the lampshade in an up and down movement. If required, use a soft brush to gently dab any stained areas. Do not rub vigorously. Once the shade is clean, drain away the water and refill with clean water, dipping the lampshade in and out a few times to remove any excess soap.

DRYING A FABRIC LAMPSHADE

Fabric lampshades can often appear to stretch when washed. This is temporary and they will return to their original shape when fully dry. It is important to ensure they dry evenly. After cleaning in water, gently shake the lampshade and pat dry with a soft, clean towel to remove any excess liquid. Hang over the bath or place in a well-ventilated spot to air dry. Dry outside in warm weather, placing it in a clean area away from direct sunlight. You can also use a hairdryer or fan to help dry your shade. Use with caution, on a cool setting and placed 20-30 cm away from the lampshade.

Rugs

Each Audo rug is unique, hand-woven by artisans and displaying unique variations that to the overall character of the rug. Undyed natural yarn lends different shades and texture to each piece.

GENERAL MAINTENANCE

With the proper care and attention, your rug will look beautiful for many years to come. Vacuum frequently to remove dust and dirt. Some fibre loss or ‘shedding’ is normal for new rugs and will diminish with frequent vacuuming which will also lift flattened pile in high-traffic areas. For looped pile rugs, use a cylinder vacuum with a smooth nozzle and no beater bar.

To prolong the life of your rug:

- Place barrier mats by doors and clean often.
- Use castor cups under furniture.
- Lay non-slip underlay under all rugs.
- Rotate rugs regularly to spread wear.

- Avoid exposure to direct sunlight, which may result in colour fading.
- Keep away from sharp objects and open fire.

To minimise damage when a problem arises:

- Remove any solids with a spoon or blunt knife.
- Blot spills with kitchen towel until dry.
- Avoid rubbing, which can cause permanent surface damage.
- Do not use water.
- Avoid chemical cleaners which may set the stain, damage the pile or leave a sticky residue prone to re-soiling.

Tencel Rug (Cut Pile)

Our tencel rugs are for indoor use only. Avoid using in damp areas such as cellars, bathrooms and kitchens. Do not dry clean.

Occasional professional rug cleaning is recommended.

Tencel is one of the best performing cellulose fibre for floor coverings. The material is sustainable, biodegradable, hard wearing and able to adjust to humidity. It also harbours fewer bacteria for a healthier living environment. Tencel can be professionally cleaned.

Wool

RUGS

Our wool rugs are for indoor use only. Avoid using in damp areas such as cellars, bathrooms and kitchens. See General Maintenance for care instructions.

- Do not dry clean.
- Occasional professional rug cleaning is recommended.

Wool rugs are made from animal fibres. If the rug becomes wet, it may emit an unpleasant odour. To eliminate and prevent this, dry well. If your wool rug takes too long to dry, it may become mildewed. Wool rugs placed in darker or cooler rooms are likely to stay wet for longer than rugs in warmer, sunnier rooms.

When possible, hang the rug outdoors to dry in the sun. Depending on the climate and season, it may take up to a week for the rug to dry properly. Bring it inside at night to avoid the morning dew. Turn it over

when you take it back outside so that both sides dry properly.

If the smell persists, you live in a damp climate or in a home with no outdoor space, use a fan to dry the rug, moving it around to ensure even drying and turning the rug occasionally. Once completely dry, sprinkle the rug with baking soda. Allow the baking soda to sit for 30 minutes before vacuuming. If the smell persists, repeat, letting the baking soda sit for longer before removing. Alternatively, sprinkle baking soda underneath the rug, allowing it to sit for a few days before vacuuming away.

Add two tablespoons of tea tree oil to one cup of water in a spray bottle. Shake and mist lightly over the rug. Allow one side to dry before turning to repeat on the other side. Tea tree oil is a natural antiseptic that helps neutralise mould and mildew.

PILLOW COVERS AND THROWS

Washing directions Battus, Losaria and Mimoides

CARING FOR WOOL

Wool is a delicate natural fiber that offers wonderful warmth and moisture-wicking capabilities. Keep the fibers as fresh as the day they were shorn with these wool care tips.

To help wool material last longer, only dry clean them when necessary. The self-regulating fibers don't need to be laundered as often as other materials. Between dry cleaning, keep your wool items looking like new with these tips:

BRUSHING

For woven materials only: Use a soft brush to brush material lengthwise after to remove surface soil that might become stains later. Dust and dirt can dull the appearance of wool fabrics.

Remove pilled fabric, lint, and pet hair with a fuzz remover but avoid using on the Boucle and Silk parts of the material

AIRING

To freshen the woven material may be hung in fresh air on a suitable hanger or flat surface.

Battus, 99% Wool, 1 % Silk

- Do not machine wash
- Do not bleach
- Do not tumble dry
- Cool iron
- Indoor use only



Losaria, 100% Wool

- Do not machine wash
- Do not bleach
- Do not tumble dry
- Cool iron
- Indoor use only



Linen

Offset Loose Cover, Pillow Covers and Napkins

CARING FOR LINEN

Linen is a delicate natural fiber that offers wonderful Softness, warmth, and moisture-wicking capabilities. Unlike cotton, which tends to retain moisture for a significant period, linen dries quickly, which helps reduce heat retention in overly warm conditions.

Regular washing is good for pure linen, softening and beautifying it, and gives it a lovely 'lived-in' look. Linen material is more dirt resistant than other textiles, and if rinsed thoroughly it comes up just as new every time.

Your Linen can be washed in a machine. However, they should be separated based on color. Always avoid washing light-colored fabrics with dark fabrics. Linen fabrics also should be washed in a separate load from other types of fabrics.

When using a household or commercial washing machine, keep the water temperatures no hotter than lukewarm, and preferably cold. Hot water may cause linen fabric to shrink or may weaken the fibers.

Additional tips include:

- Use the gentle cycle to keep the fibers intact.
- Do not overload your machine; this may prevent your fabric from getting evenly cleaned.
- Use mild (delicate) detergent, and do not bleach.

100% Linen

- Warm wash
- Do not bleach
- Do not tumble dry
- Medium iron
- Indoor use only



Cotton

Tea Towels and Napkins

CARING FOR COTTON

Cotton is a versatile natural fibre that offers softness and warmth. It has naturally soft, absorbent and breathable fibre. Robust fiber makes it durable and provides a longer life of the garments.

However, regular washing is beneficial, softening and beautifying the fabric while giving it an attractive 'lived in' look.

Wash on a gentle cycle. Separate according to colour to avoid bleeding and in a separate load from other fabric types. Use a mild detergent and do not bleach. Do not overload the machine as this may prevent the fabric from being cleaned evenly.

Additional tips include:

- Use the gentle cycle to keep the fibers intact.
- Do not overload your machine; this may prevent your fabric from getting evenly cleaned.
- Use mild (delicate) detergent, and do not bleach.

100% Cotton

- Warm wash
- Do not bleach
- Do not tumble dry
- Medium iron
- Indoor use only



CARING FOR INNER CUSHION (POLYESTER)

Polyester is a manufactured fiber also known as PET that offers many valuable properties. It's a strong fibre that's resistant to stretching and shrinking and is also wrinkle resistant.

In fact, polyester is one of the easiest fabrics to wash because you can machine wash the polyester cushion if it will fit into your washing machine. To ensure the synthetic fiber does not break down from heat, always choose cool or warm water when washing.

Also, polyester clothing is easier to dye compared to cotton or silk fabrics. It dries quickly and is resistant to abrasion.

Inner Cushion, 100% Polyester

- Wash warm
- Do not Bleach
- Do not tumble dry
- Do not iron
- Indoor use only



Rattan

Rattan is a natural material that displays unique colour variations that make each piece unique. For daily cleaning, wipe with a dry cloth. Once a month, clean with a soap solution, adding one tablespoon of soap flakes to one litre of warm water and applying to the rattan, allowing it to penetrate into the material. Wipe off any remaining water with a clean, damp cloth.

Rattan is suitable for both indoor and outdoor use. Rattan used outdoors should be stored inside or covered in cold, wet weather.

Rubber & Silicone

To clean rubber and silicone, use a mild detergent or baking soda and a non-abrasive brush.

Wash the rubber or silicon with mild detergent, lukewarm water and a non-abrasive brush. Apply light pressure as you scrub in a circular motion. Rinse with clean water.

Apply baking soda to any areas that feel sticky or have mouldy patches. Gently work the baking soda into the surface with a damp, non-abrasive scrub brush. After scrubbing, wash with a mild detergent to remove any residue. Repeat as necessary.

Plastic

Wipe plastic with a dry cloth to clean. To remove dirt, use a cloth wrung in lukewarm water. For stubborn dirt, use a mild detergent. Do not use chemical cleaners or harsh abrasives as these may scratch the surface.

Stoneware Pottery

If properly cared for it can stand frost temperatures, see below for how to prepare your pots for longevity.

ENSURING PROPER DRAINAGE WHEN PLANTING
We always suggest using a layer of pebbles as a drainage layer in the base of your planter without drainage holes. This technique allows excess water to flow into the space with the pebbles, away from the soil and therefore the roots of your plant.

KEEPING YOUR POTTERY OUTDOORS
Heat, cold, and water pose difficulties that need consideration if you are to keep your pottery outdoors. It's no surprise that pottery, as any other natural material, when exposed to heat, cold, or rain develops signs of wear over time. Cracks, flaking, erosion, and salt damage are some of the most common occurrences when you keep your pottery outdoors.

If you wish to use your planters outdoors, we recommend either adding a drainage hole, or placing the planter in a location that is sheltered from rain to prevent over watering and root rot.

PROTECTION FROM THE COLD
Ceramics, like concrete and other moisture-absorbing materials, are prone to cracking when the temperature dips. We recommend you protect your planters from the cold by moving them inside during the winter months or placing them close to the house where there may protection from the elements.

ADDING DRAINAGE HOLES TO YOUR PLANTERS
Our planters have been developed for indoor use for which extra drainage is not necessary, but if you wish to use your planter outdoors, we recommend you add a drainage hole to prevent over watering if left in the rain.

You can add drainage holes using a simple electric drill, properly fitted with the right bit and add the necessary holes in the bottom of a container. Drill slowly and steadily.

Stainless Steel/Wood Watering Can/Mister

Stainless steel: Clean with a microfibre or cotton cloth wrung in warm, soapy water. Wipe along the grain of the metal and buff dry with a clean cloth to prevent water marks.

Wood: Clean with a cloth wrung in water and buff with vegetable oil to avoid the wood splitting.

Carbon Steel/Wood Garden Tools

Our garden tools are designed and crafted to last for years. Prolong their lifespan with regular care and maintenance.

Always remove soil after each use by rinsing in water or using a blunt instrument to removed dried dirt deposits.

Always make sure tools are completely dry before storing to prevent rust and/or handle rot. After each use, wipe the metal parts of pruners and shears with an oily rag. Once a season, rub linseed oil into wooden handles to help preserve their natural beauty. Sharpen cutting tools and shovel/spade blades using a hone or whetstone.

Thoroughly clean tools used with fertilizers or chemicals, which will rapidly corrode metal.

Kubus

CANDLE HOLDERS
We recommend that you extinguish candles before they burn down to the holder as this may discolour and/or damage the paintwork.

Audo Copenhagen is not liable for damage caused to surfaces by candle wax. We recommend using candleholders together with a suitable base. Never leave candles unattended and always keep out of reach of children and pets. The candleholders are not dishwasher safe. The candleholders are not dishwasher safe.

BOWLS, FLOWERPOTS, AND VASES
Never use abrasive cleaners, wire sponges or sharp instruments on Kubus products. Use the inlay

provided when using the bowls for planting or storing food, ensuring the space between the inlay and bowl is clean and dry beforehand.

Flowerpots and vases are for indoor and outdoor use. When used outside, always bring inside when the temperature falls below freezing. Use the protective insert before planting in flowerpots.

Not dishwasher safe.

CARE OF WHITE, BLACK, AND GREY
To clean, place the candleholder upside down on a lined baking tray and heat in the oven at max. 75°C for 15 minutes before removing and wiping with a damp cloth. Do not use boiling water, abrasive cleaners, wire sponges or other sharp instruments to clean the Kubus or Line candleholders. Wipe lacquered bowls with a damp cloth or wash with mild soap and hot water.

CARE OF NICKEL
As nickel is hand polished, each surface is unique. To clean, wipe with a cotton cloth wrung in mild detergent. Remove any residue after cleaning.

CARE OF GOLD PLATED AND BURNISHED COPPER
Objects finished with gold plate or made from burnished copper require a little extra care. Hand polished, making each surface unique, gold plate and copper will patinate over time and with use. Do not expose to moisture as this may cause rust. To clean, wipe with a cotton cloth wrung in mild detergent. Remove any residue after cleaning. Polish burnished copper with silicone.

Light'in

Light'in is designed for outdoor use. Remove the lid when using indoors.

Clean both frame and glass with a mild detergent and warm water. Please note that the lid gets very hot and should be kept out of reach of small children and pets. Use the knob to remove the lid and place on a heat resistant surface. Never leave lit candles unattended and always keep out of reach from children and pets. Not dishwasher safe.

Natural materials, including but not limited to wood, wood veneer, stone, marble, leather, stoneware and porcelain, display natural markings and/or irregularities that make each product unique. Variations in colour and texture are therefore to be expected and are not considered defects, but rather indications of the material's natural origin.

Handcrafted Materials

Items made by hand from materials such as glass and porcelain may vary in weight.

Upholstery

Textile

The Audo Upholstery Program is an overview of the textile and leathers available for Audo upholstered furniture. All textile and leather options are available in all colors. You'll find over 100 fabric and leather options, with the most popular configurations available with expedited delivery in our Quick Ship program. Custom upholstery orders from our Audo Upholstery Program (SPEC) are ready to ship with standard delivery lead times. Our Fixed Combinations listed in this Brand Book are suggested upholsteries selected by our design team, and deliver with standard lead times.

We are happy to upholster furniture using customer's own materials (COM) with extended delivery lead times, upon fabric approval. COM products are to be calculated by PC1T if in textile and PC1L if in leather, excluding the price of the fabric.

Please note that the color references in this upholstery programme are only intended as a guide. For further information please see manufacturer websites, or contact your local Audo Sales Representative for samples or further information.

KVADRAT.DK
SAHCO.COM
NEVOTEX.COM
JAB.DE
DANISHARTWEAVING.COM
DESIGNERSGUILD.COM
DEDAR.COM



- TESTED AND APPROVED.
- NOT TESTED YET, BUT POSSIBLE TO TEST

Use table to determine the upholstery options available for fabric-covered items.

	AFTERROOM	BRASILIA	CAIRN	CO CHAIR	CONSTANCE CHAIR	CONSTANCE SOFA	EAVE COLLECTION	HARBOUR CHAIR	HARBOUR LOUNGE CHAIR	INGEBORG	KNITTING CHAIR	MERKUR	MINGLE	MY OWN CHAIR	OFFSET	READY	TEAROOM CLUB, SIDE & LOUNGE CHAIR W/SWIVEL	TEAROOM LOUNGE CHAIR	TEAROOM SOFA	THE TIRED MAN	VILHELM	THE PENGUIN	ELIZABETH	ODA	PAGODE	RADIOHUS	THE SEAL	
PRICE CATEGORY 0																												
AUDO BOUCLÉ, AUDO	●	●	●	●	●	○	●	●	●	●	●	●	○	○	●	●	●	●	●	●	○	○	○		○	○	○	
PRICE CATEGORY 1																												
BARNUM BOUCLÉ, AUDO	●	●	●	●	○	○	●	●	○	○	○	●	○	○	●	●	●	●	●	●	○	○	○		○	○	○	
CHAMPION, JAB	●	●	●	●	○	○	●	●		○	●	○	○	○	●	○	●	●	●	○	○	○	○		○	○	○	
ILLUSION, NEVOTEX	●	○	●	●	○	○	●	●		○	●	○	○	○	●	○	○	○	○	○	○	○	○			○	○	
HOT MADISON, JAB	●	●	●	●	●	○	●	●	●	●		○	○	○	●	○	●	●	●	○	○	○	○			○	○	
MAPLE, KVADRAT	●	●	●	●	○	○	●	●		○	●	○	○	○	●	○	●	●	●	○	○							
REMIX, KVADRAT	●	●	●	●	○	○	●	●	●	○	●	○	○	●	●	●	●	●	●	○	○	●	●		●	●	●	
RE-WOOL, KVADRAT	●	○	●	●	○	○	●	●	●	○	○	○	○	○	●	●	●	●	●	○	○	●	●		●	●	●	
PRICE CATEGORY 2																												
CANVAS 2, KVADRAT	●	●	●	●	○	○	●	●	●	○	●	○	○	○	●	●	●	●	●	○	○	○	○		○	○	○	
CLAY, SAHCO, KVADRAT	●	●	○	●	○	○	●	●	○	○	○	○	○	○	●	○	●	●	●	○	○	○	○		○	○	○	
COLLINE, KVADRAT	●	●	○	●	○	○	●	●	●	●	●	○	●	●	●	●	●	●	●	○	●	○	○		○	○	○	
FIORD, KVADRAT	●	●	●	●	○	○	●	●	●	●	●	○	○	●	●	●	●	●	●	○	●	●	●		●	●	●	
HALLINGDAL 65, KVADRAT	●	●	●	●	●	●	●	●	●	●	●	●	●	●	●	●	●	●	●	●	●	●	●	●	●	●	●	
MOSS, SAHCO, KVADRAT	●	●	●	●	○	○	●	●	●	○	●	○	○	○	●	●	●	●	●	●	●	●	○	○	○	○	○	
REFLECT, KVADRAT	●	○	○	●	○	○	●	●		○	○	○	○	○	○	○	○	○	○	○	○	○	○		○	○	○	
SAVANNA, KVADRAT	●	●	●	●	○	○	●	●	●	○	●	○	○	○	●	●	●	●	●	○	○	○	○	○	○	○	○	
STEELCUT, KVADRAT	●	○	●	●	○	○	●	●	●	○	○	○	○	○	●	○	●	●	○	○	○	○	●	●		○	○	●
STEELCUT TRIO 3, KVADRAT	●	○	●	●	○	○	●	●	●	○	●	○	○	○	●	○	●	●	●	○	○	●	●		○	○	●	
PRICE CATEGORY 3																												
ARCTIC, JAB	○	●	○	○	○	○	●	●	○	○	○	○	○	○	○	○	●	●	○	○	○	○	○	○	○	○	○	
SAFIRE, SAHCO, KVADRAT	●	●	●	●	○	○	●	●	●	○	●	○	○	●	●	○	●	●	●	○	○	○	●	○	○	●	●	○
VIDAR 4, KVADRAT	●	●	●	●	○	○	●	●	●	○	○	○	○	●	●	○	●	●	●	○	○	○	●	○	○	○	○	
ZERO, SAHCO, KVADRAT	○	●	●	●	●	●	●	●	○	●	○	○	●	●	●	●	○	○	●	●	●	○	○	○	○	○	○	
PRICE CATEGORY 4																												
CABANON SOFT, DESIGNERS GUILD	○	○		○							○	○					●											
DOPPIOPANAMA, DEDAR	●	○	○	●	○	○	●	●	○	○	○	○	○	○	○	○	●	●	○	○	○	○	○		○	○	○	
GRAND MOHAIR, DANISH ART WEAVING	○	○	●	●	●	●		○	●	●	○	○	●	○		○	○	○	●	○	●	○	○		○	○	○	
LUPO, DEDAR	●	○	○	●	○	○	●	●	○	○	○	○	○	○	●	○	●	●	○	○	○	○	○	○	○	○	○	

Textile Category 0

AUDO BOUCLÉ
by Audo



PRICE CATEGORY
0

MATERIALS
78% Acrylic,
20% Polyester
2% Viscose

MARTINDALE
60.000

LIGHTFASTNESS
5-7

PILLING
4



02



06



08



07



15



16



20

Textile Category 1

BARNUM BOUCLE
by Audo



PRICE CATEGORY
1

MANUFACTURER
Audo

MATERIALS
45% Cotton
19% Viscose
15% Wool
13% PC
8% Polyester

MARTINDALE
60,000

LIGHTFASTNESS
5

PILLING
4



04



05



10



11




19



21



24



PRICE CATEGORY
1

MANUFACTURER
JAB

MATERIALS
100% Polyester

MARTINDALE
70.000

LIGHTFASTNESS
5



1-3114-010



1-3114-011



1-3114-012



1-3114-020




1-3114-021



1-3114-022




1-3114-030




1-3114-031




1-3114-032



1-3114-033



1-3114-034




1-3114-035




1-3114-040



1-3114-041




1-3114-050




1-3114-051




1-3114-052



1-3114-053




1-3114-054



1-3114-055



1-3114-060




1-3114-061



1-3114-062



1-3114-063



1-3114-064



1-3114-070



1-3114-071



1-3114-072




1-3114-073




1-3114-074



1-3114-075




1-3114-080



1-3114-081



1-3114-082



1-3114-091



1-3114-092






PRICE CATEGORY
1


MANUFACTURER
Nevotex

MATERIALS
Artificial leather


THICKNESS
1 mm




82417



93086



53593



22427



65072



72133



63174



61602




65307



74007



76236



00800




84176



85352



87241




36519



44184



24784




45633




57841



48013




46508




47124




67403




47069



68523



58290




68746




65066



67382




00110



83430



85020




44388



36850



23660




28040




75566



76725




77773



66745

HOT MADISON REBOOT
by JAB



PRICE CATEGORY
1

MANUFACTURER
JAB

MATERIALS
63% Cotton
37% Linen

MARTINDALE
55.000

LIGHTFASTNESS
4-5


PILLING
4-5



CH1249-011



CH1249-012



CH1249-013



CH1249-020



CH1249-021



CH1249-022



CH1249-023



CH1249-037




CH1249-038



CH1249-039



CH1249-043



CH1249-045



CH1249-046



CH1249-046



CH1249-050



CH1249-052



CH1249-053




CH1249-055



CH1249-056




CH1249-059



CH1249-062



CH1249-063



CH1249-064



CH1249-070



CH1249-087



CH1249-088



CH1249-089



CH1249-091



CH1249-071



CH1249-072



CH1249-073



CH1249-074



CH1249-092



CH1249-093



CH1249-094



CH1249-095



CH1249-075



CH1249-076




CH1249-077




CH1249-078




CH1249-096



CH1249-097



CH1249-098



CH1249-099



CH1249-079



CH1249-080



CH1249-081



CH1249-082



CH1249-126




CH1249-127



CH1249-130



CH1249-131



CH1249-083



CH1249-084




CH1249-085



CH1249-086



CH1249-133



CH1249-134



CH1249-135



CH1249-139



CH1249-155




CH1249-170



CH1249-171



CH1249-172



CH1249-232



CH1249-233



CH1249-234



CH1249-245



CH1249-180



CH1249-181



CH1249-182



CH1249-183



CH1249-248



CH1249-404



CH1249-410



CH1249-419



CH1249-184



CH1249-185



CH1249-186



CH1249-191



CH1249-420



CH1249-424



CH1249-459



CH1249-469



CH1249-192



CH1249-193



CH1249-194



CH1249-195



CH1249-471



CH1249-476



CH1249-490



CH1249-495



CH1249-196



CH1249-197



CH1249-230



CH1249-231



CH1249-497



CH1249-499



CH1249-509



CH1249-517



CH1249-521



CH1249-524



CH1249-525



CH1249-528



CH1249-710



CH1249-711



CH1249-712



CH1249-713



CH1249-694-



CH1249-695



CH1249-696




CH1249-697



CH1249-714



CH1249-715



CH1249-716



CH1249-717



CH1249-698



CH1249-699



CH1249-700



CH1249-701



CH1249-718



CH1249-719



CH1249-720



CH1249-721



CH1249-702



CH1249-703



CH1249-704



CH1249-705



CH1249-722




CH1249-723




CH1249-724




CH1249-725



CH1249-706




CH1249-707



CH1249-708



CH1249-709



CH1249-884



CH1249-893



CH1249-894



CH1249-896



CH1249-897



CH1249-898



CH1249-934



CH1249-987



CH1249-988



CH1249-989



CH1249-990



CH1249-991



CH1249-992



CH1249-993



CH1249-994

MAPLE
by Kvadrat



PRICE CATEGORY
1


MANUFACTURER
Kvadrat

MATERIALS
81% Viscose
15% Linen
4% Non-woven Polyester
backing

MARTINDALE
30.000

LIGHTFASTNESS
5-7


PILLING
5



0102




0112



0132




0142




0162



0172



0192



0202



0212



0222



0232



0332



0342



0352



0362



0392



0542



0562



0662



0722



0732



0742



0762



0792



0832



0862



PRICE CATEGORY
1

MANUFACTURER
Kvadrat

MATERIALS
90% New wool
10% Nylon

MARTINDALE
100.000

LIGHTFASTNESS
5-7

PILLING
4



0113



0123



0126



0133



0136



0143




0152



0173



0183



0196



0223



0233



0242




0252



276




0266



0276



0296




0326




0346




0356



0362



0373



0383



0672



0682



0686



0692



0406



0412



0422



0433



0716



0722



0733




0743



0443



0452



0516



0536



0753



0762




0773




0783



0543



0566



0606



0612



0796



0816



0823



0836



0632




0643



0653



0662



0842



0852



0866



0873



0906



0912



0923



0933



0942



0954



0962



0973



0982



0996



PRICE CATEGORY
1

MANUFACTURER
Kvadrat

MATERIALS
45% new wool worsted
45% recycled wool
10% nylon

MARTINDALE
100.000

LIGHTFASTNESS
5-7 (ISO 1-8)

PILLING
4 (ISO 1-5)



0108



0128



0158



0198



0218



0358



0378



0408



0448



0458



0558




0568



0628




0648



0658



0718



0758



0768



0828



0858



0868

Textile Category 2



PRICE CATEGORY
2

MANUFACTURER
Kvadrat

MATERIALS
90% New wool
10% Nylon

MARTINDALE
100.000

LIGHTFASTNESS
5-7

PILLING
4-5



114



124



134



154



174



216



224



244



254



264



356



364




374



414



424



446



454



546



556



566



576




614



644



654



954



964



974



984



666



674



684




694



996




716



726



734



746



764



786



794



836



854



926



936



946



PRICE CATEGORY
2


MANUFACTURER
Sahco

MATERIALS
76% Linen
21% Cotton
3% Polyester

MARTINDALE
45.000

LIGHTFASTNESS
4-6


PILLING
4




0001



0002




0003




0004




0005



0006



0007



0008




0009




0010




0011




0012



0013




0014



0015



0016



0017



PRICE CATEGORY
2


MANUFACTURER
Kvadrat

MATERIALS
75% Wool
17% Acrylic
8% Nylon

MARTINDALE
100.000

LIGHTFASTNESS
6


PILLING
4-5



0127



0147




0177




0227




0347



0397




0657




0677




0737



0787



0797



0987



PRICE CATEGORY
2

MANUFACTURER
Kvadrat

MATERIALS
92% New wool
8% Nylon

MARTINDALE
60.000

LIGHTFASTNESS
6

PILLING
4-5



101



121



151



171




191



201



251



262



271



322



351



371



382



391



422



442



451



521




551



562



571




581



591



642




672



721



751



762



771



782



791




821



862



951




961



971




981



991

HALLINGDAL 65
by Kvadrat



PRICE CATEGORY
2

MANUFACTURER
Kvadrat

MATERIALS
70% New wool
30% Viscose

MARTINDALE
100.000

LIGHTFASTNESS
5-7

PILLING
3-4



0100



0103




0110




0113




0116



0123



0126




0130



0143




0153



0166



0173



0180



0190



0200



0220



0224



0227



0270



0350




0368



0370




0376




0390




0702



0723



0733




0750



0407



0420



0457




0526



0753



0754



0763



0764



0547



0563




0573




0590




0773




0810



0840




0850




0596




0600



0657




0660




0890



0907



0944



0960



0674



0680



0687



0694




0968



0980

MOSS
by Sahco



PRICE CATEGORY
2

MANUFACTURER
Sahco

MATERIALS
52% Cotton
22% Viscose,
14% Acrylic
6% Linen
3% Polyester
3% Nylon

MARTINDALE
45.000

LIGHTFASTNESS
6-7


PILLING
4-5



0001



0002



0003



0004




0005



0006




0007



0008



0009



0010



0011



0012



0013



0014



0015



0016



0017



0018



0019



0020



0021



0022



PRICE CATEGORY
2

MANUFACTURER
Kvadrat

MATERIALS
100% post-consumer
recycled polyester


MARTINDALE
100.000

LIGHTFASTNESS
6 (ISO 1-8)


PILLING
4 (ISO 1-5)




0104



0114




0124




0154




0164




0174




0184




0194




0204



0224



0274



0344




0374




0384



0404




0434




0444



0464



0564



0574




0614




0644




0674




0694




0714



0744




0774



0794




0824




0884




0924




0944



0964



0984



0994



PRICE CATEGORY
2

MANUFACTURER
Kvadrat

MATERIALS
34% Polyester
31% Wool
26% Acrylic
4% Cotton
3% Nylon
2% Linen


MARTINDALE
45.000

LIGHTFASTNESS
6-7


PILLING
3



242




262



622



122



152




222



292




202



952



192




622



442

STEELCUT 2
by Kvadrat



PRICE CATEGORY
2

MANUFACTURER
Kvadrat

MATERIALS
90% New wool
10% Nylon


MARTINDALE
100.000

LIGHTFASTNESS
5-7


PILLING
3-4




110



120




135



140



155




160




180



190



220



240



255




265



365




370




380



435



445




535



545




550



605




615




625




635




655




660




685




695




760




775




780



820




835



935



950



975



985



1122




0917



1362

STEELCUT TRIO 3
by Kvadrat



PRICE CATEGORY
2

MANUFACTURER
Kvadrat

MATERIALS
90% New wool
10% Nylon

MARTINDALE
100.000

LIGHTFASTNESS
5-7


PILLING
4



105



113



124




133




153



176



195



205



213



226



236



246




253



266



276




283



336



376



383



416




426



436



446



453



756



776



796




806




466




476




506




515



865




883



906



916




526




533



553



576



946




953




966



976



616



636



645



666




983




996




686



713



716



746

Textile Category 3



PRICE CATEGORY
3

MANUFACTURER
JAB

MATERIALS
51% Polyacrylic
31% Viscose
18% Polyester

MARTINDALE
30.000




1-1365-040



1-1365-070



1-1365-091



PRICE CATEGORY
3


MANUFACTURER
Sahco

MATERIALS
43% Viscose
17% Polyacrylic
15% New wool
9% Cotton
8% Linen
8% Polyester

MARTINDALE
40.000

LIGHTFASTNESS
6


PILLING
3



001



002



003



004




005




006




007




008




009




010




011




012




013




014



015



016



017

VIDAR 4
by Kvadrat



PRICE CATEGORY
3


MANUFACTURER
Kvadrat

MATERIALS
94% New wool
6% Nylon

MARTINDALE
100.000

LIGHTFASTNESS
7 (ISO 1-8)

PILLING
4 (ISO 1-5)



0106



0123



0133




0143



0146



0152



0182



0222



0323




0333



0353



0363



0386




0443



0456




0472




0526




0542



0554



0556



0582




0622



0633




0653



1880



0656



0676



0693



0723




0733



0743




0772



0786




0872



0913



0932



0943



0956



0972



1062



1511



PRICE CATEGORY
3

MANUFACTURER
Kvadrat

MATERIALS
65% cotton
20% polyacrylic
15% polyester

MARTINDALE
70.000

LIGHTFASTNESS
5-6 (ISO 1-8)


PILLING
5 (ISO 1-5)




0001



0002



0003




0004




0005



0006



0007



0008



0009



0010




0011



0012



0013



0014



0015



0016

Textile Category 4

CABANON SOFT
by Designers Guild



PRICE CATEGORY
4

MANUFACTURER
Designers Guild

MATERIALS
83% Cotton
17% Polyimide

MARTINDALE
50.000

LIGHTFASTNESS
4

PILLING
4-5



FCL7029/04 (ROSEAU)

DOPPIOPANAMA
by Dedar



PRICE CATEGORY
4

MANUFACTURER
Dedar

MATERIALS
60% Cotton
35% Polyester
5% Polyamide

MARTINDALE
35.000



T14012_001



T14012_004

GRAND MOHAIR
by Danish Art Weaving



PRICE CATEGORY
4

MANUFACTURER
Danish Art Weaving

MATERIALS
100% Mohair

MARTINDALE
Being tested
(>200.000 Wyzenbeek)

LIGHTFASTNESS
4,5 (ISO 1-8)

PILLING
Being tested

CERTIFICATES
Oeko-Tex




1103



2600



8205



PRICE CATEGORY
4

MANUFACTURER
Dedar

MATERIALS
72% Wool
27% Cotton
1% Polyamide


MARTINDALE
40.000



T19028_001




T19028_002




T19028_003



T19028_004



T19028_005



T19028_006



T19028_007



T19028_008



T19028_009

The Audo upholstery programme shows an overview of our textile and leather standard programme. All textile and leather collections are available in all colours.

Please note that the colour references are only intended as a guide. For further information please see manufacturer websites, or contact your local Audo sales representative.

Selection of textiles or leather outside of our upholstery programme, is subject to final testing and approval. Additional deliverytime may also occur.

SORENSENLEATHER.COM
NEVOTEX.COM



- TESTED AND APPROVED.
- NOT TESTED YET, BUT POSSIBLE TO TEST

Use table to determine the upholstery options available for fabric-covered items.

PRICE CATEGORY 1	AFTERROOM	BRASILIA	CO CHAIR	CONSTANCE CHAIR	HARBOUR CHAIR	HARBOUR LOUNGE CHAIR	INGEBORG	KNITTING CHAIR	MERKUR	MINGLE	MY OWN CHAIR	READY	THE TIRED MAN	VILHELM	THE PENGUIN	ELIZABETH	THE SEAL
DAKAR, NEVOTEX	●	●	●		●	●	○	○	●		○	●	○	○	●	●	●
ENVY, SØRENSEN LEATHER	○	○	○				○	○	○		○	○	○	○	○	○	○
ULTRA, SØRENSEN LEATHER	●	●	●		●	○	○	○	●		○	●	○	○	○	○	○
PRICE CATEGORY 2																	
DUNES, SØRENSEN LEATHER	●	●	●		●	○	○	○	●		○	●	○	○	●	●	●
NUANCE, SØRENSEN LEATHER	●	○	●		●	●	○	○	○		○	○	○	○	○	○	○
PRICE CATEGORY 3																	
ROYAL NUBUCK, SØRENSEN LEATHER	●	○	●		●	●	○	○	○		○	○	○	○	○	○	○
SHEEPSKIN CURLY, SKANDILOCK				●			●			●	●		●	●			
SHEEPSKIN CURLY, NEVOTEX		●						○									
PRICE CATEGORY 4																	
ELEGANCE, SØRENSEN LEATHER	●	○	●		●	○		○			○		○		●	●	●

Leather Category 1



PRICE CATEGORY
1

MANUFACTURER
Nevotex


MATERIALS
Aniline leather

THICKNESS
0.9 – 1.1 mm


CERTIFICATE
OEKO-TEX®



0197 TAN




0229 CHESTNUT




0250 COGNAC




0258 SOIL



0311 ANTILOP




0329 BROWN




0549 DUNE



0550 YELLOW



0551 WHISKY



0565 ORANGE




0681 DARK GREEN



0691 TERRAGON




0692 LIGHT GREEN



0738 AUBERGINE



0778 TURKIS



0779 DEEP BLUE



0780 DARK GREY




0842 BLACK




0854 GREY



0855 GRAYSHADOW



01015 WHITE



03009 CIOOCO



04009 PARROT



04010 POT-PORRY




04060 PURPLE




04109 RED




04147 DARK RED



06013 GREEN



06048 PEATMOOS



07008 DARK PURPLE



08079 LIGHT GREY



PRICE CATEGORY
1

MANUFACTURER
Sørensen Leather

MATERIALS
Aniline leather

THICKNESS
1,0-1,2 mm



COGNAC - 20320



BLACK - 20321



NOUGAT - 20322



ANTHRAZITE - 20323



OLIVE - 20324

ULTRA
by Sørensen Leather




PRICE CATEGORY
1


MANUFACTURER
Sørensen Leather

MATERIALS
Protected leather

THICKNESS
0.9 – 1.1 mm




BLACK - 41599



BLACK BROWN - 41590




NAVY - 41573



ANTHRAZITE - 41580




LAVA - 41575



CHOCOLATE - 41589




GREY - 41585




SAFARI - 41586



EARTH - 41584




ALTWEISS - 41576




EGGSHELL - 41581



WHITE - 41594



BRICK - 41579




POPPY - 41578




COGNAC - 41598




BRANDY - 41574




CAMEL - 41571




HONEY - 41572




LEAF - 41566




MARSH - 41570



MOSS - 41569



OAT - 41568



SMOKE - 41567

Leather Category 2

DUNES
by Sørensen Leather



PRICE CATEGORY
2

MANUFACTURER
Sørensen Leather

MATERIALS
Aniline leather

THICKNESS
1.1 – 1.3 mm

CERTIFICATE
Nordic Swan Ecolabel




DARK BROWN - 21001



RUST - 21002



CAMEL - 21004



ANTHRAZITE - 21003



COGNAC - 21000



RACING GREEN - 21005



GREY - 21007

NUANCE
by Sørensen Leather



PRICE CATEGORY
2

MANUFACTURER
Sørensen Leather

MATERIALS
Protected leather


THICKNESS
1.1 – 1.3 mm



SHADOW GREY - 40780




EARTHY GREY - 40781



HEAVENLY GREY - 40781



SMOKED GREY - 40784



BURNED GREY - 40783



LIGHT GREY - 40782



DARK GREEN - 40787



DARK BROWN - 40791



CINNAMON - 40788



BURGUNDY - 40789



WALNUT - 40790



RUST - 40786

Leather Category 3

ROYAL NUBUCK
by Sørensen Leather



PRICE CATEGORY
3


MANUFACTURER
Sørensen Leather

MATERIALS
Aniline leather

THICKNESS
1.2 – 1.6 mm



MINERAL - 30251



HAVANNA - 30258



STONE - 30255



OFF-WHITE - 30252




LAVA - 30254



CINNAMON - 30257



ALMOND - 30256




LIGHT GREY - 30250



ECRU - 30253



COGNAC - 30260



BLACK - 30259

SHEEPSKIN
by Skandilock



PRICE CATEGORY
3

MANUFACTURER
Skandilock

MATERIALS
Sheepskin

THICKNESS
17 mm



OFF WHITE



SAHARA



MOONLIGHT



HONEY



ESPRESSO



GREEN TEA



PRICE CATEGORY
3

MANUFACTURER
Nevotex

MATERIALS
Sheepskin

THICKNESS
17 – 21mm



NATURE



SAHARA



ROOT

Leather Category 4



PRICE CATEGORY
4


MANUFACTURER
Sørensen Leather

MATERIALS
Aniline leather

THICKNESS
1.2 – 1.4 mm




BLACK - 20198



INDIAN RED - 20193



WALNUT - 20195



MOCCA - 20197

Individual and unique markings may appear on the leather and should not be considered as defects.




FAT WRINKLES




SCAR / INSECT BITES




FOLDS



BUTCHING SCAR



HEALED SCARS



FAT WRINKLES

