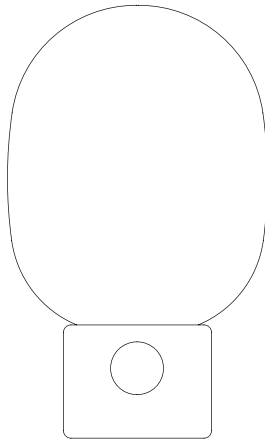


# Audo

COPENHAGEN



JWDA TABLE LAMP  
Design by *Jonas Wagel*

---

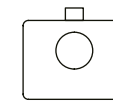
## Component Overview

Congratulations on your new JWDA TABLE  
designed by *Jonas Wagel* for Audo Copenhagen. We hope  
you will enjoy using it.

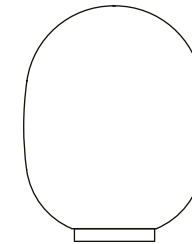
Please follow these instructions carefully to ensure the  
safe and correct installation of your new lamp.

感谢您购买由 Jonas Wagel 设计的 JWDA 台灯, 希望您  
会喜欢此产品, 并依照这份说明以确保正确安装产品。

为了您的安全, 在使用产品之前, 请您仔细阅读本产品说  
明书。



1 x Lamp



1 x Glass



1 x Bulb

---

### *Note*

Contact a qualified electrician if you experience any issues during installation.  
The external cable cannot be replaced. If damaged, it must be replaced only by the  
manufacturer, their service agent or another qualified individual.

---

### 注意事项

如果您在安装过程中遇到任何问题, 请联系专业的电工。  
此灯具的电源线不能替换; 如有损坏, 请联系制造商、服务代理或由专  
业的电工替换。

### Warning

Improper installation, adjustment, alteration, service, maintenance or use can cause personal injury or property damage. Before installing, always turn off the power for the circuit.

### 警语

不正确的产品安装、调整、改造、维护或使用不当,可能会导致您的人身伤害或财产损失。因此安装前,请务必关闭电路电源。

### Caution

Keep this product and its packaging out of children's reach.

### 安全注意

请将本产品及其包装放置于儿童接触不到的地方。

### Disposal

At the end of its life, dispose of this lamp in the correct waste bin or at a recycling station. Do not discard as household waste. Your local authority can provide further information on where and how it can be disposed of. The EU Waste from Electrical and Electronic Equipment (WEEE) Directive 2005 encourages the recycling of this item.

### 回收处理方式

此产品使用寿命结束时,将此灯丢弃在正确的垃圾箱或回收站。请勿作为生活垃圾丢弃。查询您的地方当局所提供有关如何处置它的方式及更多信息。2005年欧盟废弃电子电机设备指令(WEEE)鼓励回收该物品。

### US version only

#### IMPORTANT SAFETY INSTRUCTIONS:

This portable lamp has a polarized plug (one blade is wider than the other) as a feature to reduce the risk of electric shock. This plug will fit in a polarized outlet only one way. If the plug does not fit fully in the outlet, reverse the plug.

If it still does not fit, contact a qualified electrician. Never use with an extension cord unless plug can be fully inserted. DO NOT ALTER PLUG.

#### INSTRUCTIONS IMPORTANTES DE SÉCURITÉ

Ce luminaire portable a une fiche polarisée (une lame est plus large que l'autre) comme une caractéristique pour réduire le risque de choc électrique insérer cette fiche dans une prise polarisée à sens unique Si la fiche ne correspond pas, complètement dans la prise, inverser la fiche. Si elle ne rentre toujours pas, contactez un électricien qualifié. ne jamais utiliser avec une rallonge à moins que la fiche peut être insérée à fond. ne pas modifier la fiche."

### Technical Specification

#### JWDA Table Lamp CE

**Socket G9 Max 40W**  
**Bulb included**  
**Watt: 3,5 Lumen: 295**  
**Kelvin: 2500 CRI: >80**  
**Energy Class: G**

#### JWDA Table Lamp US

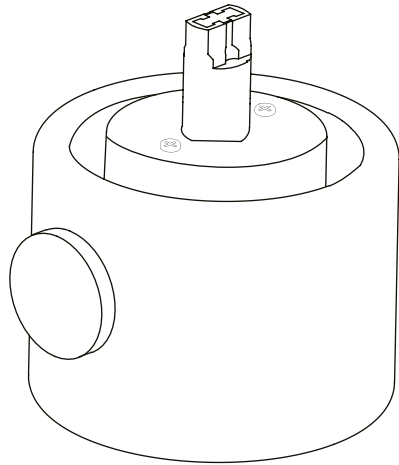
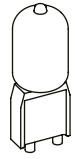
**Socket G9 Max 3,7W SBLED**  
**Bulb included**  
**Watt: 3,5 Lumen: 300**  
**Kelvin:2700 CRI: >90**

#### JWDA Table Lamp CN

**Socket G9 Max 3,5W SBLED**  
**Bulb included**  
**Watt: 3,5 Lumen: 295**  
**Kelvin:2500 CRI: >80**



1



2

