

COLLAR

PRODUCT SHEET

WOUD

COLLAR 2-SEATER

DESIGNED BY MEIKE HARDE

USING VOLUMINOUS CURVES AND ASKEW ARRANGED BACK CUSHIONS, COLLAR REINTERPRETS CLASSIC SOFA DESIGN INTO A CONTEMPORARY APPEALING APPEARANCE. DELTA SHAPED SIDES PERFECTLY SUPPORT THE CUSHION IN A WIDE-ANGLE FOR COMFORTABLE LOUNGING. COMBINED WITH THE LOW BACKREST, THE CONTINUOUS BACK CUSHION FUNCTIONS LIKE A COLLAR.

LAUNCH

2020

CATEGORY

Sofas

MATERIALS

Plywood, Metal, Foam, Elastic belts

LEGS

Black painted metal

CONNECTORS

Metal sectional snaps

CUSHIONS

Back cushions: Fixed but detachable with zippers

Two additional decorative cushions are included in the same fabric as the sofa

PRICE GROUPS

Available in predefined price groups (not available in leather)
Explore our fabric collection at woud.dk/fabric-collection/

COM-ORDERS

Available upon request. COM must be approved by WOUD.

ASSEMBLY

The legs should be mounted

FIRE RETARDENT FOAM

Available upon request (Standard for all Great Britain-orders)

MAINTENANCE

For specific care instructions and maintenance, please visit the website of the upholstery supplier



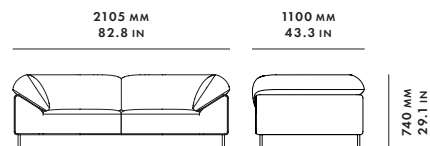
PG1A

PG1A

PG2A

PG2B

PG3



WEIGHT

68 kg

SEAT DEPTH

660 MM/25.9 IN

SEAT HEIGHT

400 MM/15.7 IN

COLLAR 2.5-SEATER

DESIGNED BY MEIKE HARDE

USING VOLUMINOUS CURVES AND ASKEW ARRANGED BACK CUSHIONS, COLLAR REINTERPRETS CLASSIC SOFA DESIGN INTO A CONTEMPORARY APPEALING APPEARANCE. DELTA SHAPED SIDES PERFECTLY SUPPORT THE CUSHION IN A WIDE-ANGLE FOR COMFORTABLE LOUNGING. COMBINED WITH THE LOW BACKREST, THE CONTINUOUS BACK CUSHION FUNCTIONS LIKE A COLLAR.

LAUNCH

2020

CATEGORY

Sofas

MATERIALS

Plywood, Metal, Foam, Elastic belts

LEGS

Black painted metal

CONNECTORS

Metal sectional snaps

CUSHIONS

Back cushions: Fixed but detachable with zippers

Two additional decorative cushions are included in the same fabric as the sofa

PRICE GROUPS

Available in predefined price groups (not available in leather)
Explore our fabric collection at woud.dk/fabric-collection/

COM-ORDERS

Available upon request. COM must be approved by WOUD.

ASSEMBLY

The legs should be mounted

FIRE RETARDENT FOAM

Available upon request (Standard for all Great Britain-orders)

MAINTENANCE

For specific care instructions and maintenance, please visit the website of the upholstery supplier



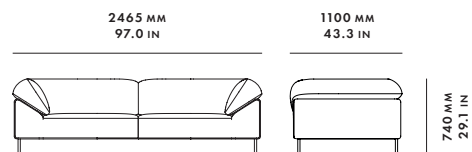
PG1A

PG1A

PG2A

PG2B

PG3



WEIGHT

75 kg

SEAT DEPTH

660 mm/25.9 in

SEAT HEIGHT

400 mm/15.7 in

COLLAR 3-SEATER

DESIGNED BY MEIKE HARDE

USING VOLUMINOUS CURVES AND ASKEW ARRANGED BACK CUSHIONS, COLLAR REINTERPRETS CLASSIC SOFA DESIGN INTO A CONTEMPORARY APPEALING APPEARANCE. DELTA SHAPED SIDES PERFECTLY SUPPORT THE CUSHION IN A WIDE-ANGLE FOR COMFORTABLE LOUNGING. COMBINED WITH THE LOW BACKREST, THE CONTINUOUS BACK CUSHION FUNCTIONS LIKE A COLLAR.

LAUNCH

2020

CATEGORY

Sofas

MATERIALS

Plywood, Metal, Foam, Elastic belts

LEGS

Black painted metal

CONNECTORS

Metal sectional snaps

CUSHIONS

Back cushions: Fixed but detachable with zippers

Two additional decorative cushions are included in the same fabric as the sofa

PRICE GROUPS

Available in predefined price groups (not available in leather)
Explore our fabric collection at woud.dk/fabric-collection/

COM-ORDERS

Available upon request. COM must be approved by WOUD.

ASSEMBLY

The legs should be mounted

FIRE RETARDENT FOAM

Available upon request (Standard for all Great Britain-orders)

MAINTENANCE

For specific care instructions and maintenance, please visit the website of the upholstery supplier



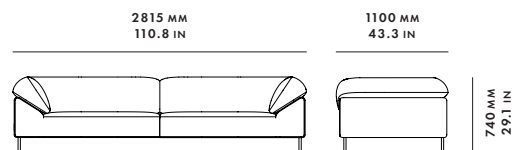
PG1A

PG1A

PG2A

PG2B

PG3



WEIGHT

81 kg

SEAT DEPTH

660 mm/25.9 in

SEAT HEIGHT

400 mm/15.7 in

WOUD

COLLAR OPEN END 2-SEATER (LEFT)

DESIGNED BY MEIKE HARDE

USING VOLUMINOUS CURVES AND ASKEW ARRANGED BACK CUSHIONS, COLLAR REINTERPRETS CLASSIC SOFA DESIGN INTO A CONTEMPORARY APPEALING APPEARANCE. DELTA SHAPED SIDES PERFECTLY SUPPORT THE CUSHION IN A WIDE-ANGLE FOR COMFORTABLE LOUNGING. COMBINED WITH THE LOW BACKREST, THE CONTINUOUS BACK CUSHION FUNCTIONS LIKE A COLLAR.

LAUNCH

2020

CATEGORY

Sofas

MATERIALS

Plywood, Metal, Foam, Elastic belts

LEGS

Black painted metal

CONNECTORS

Metal sectional snaps

CUSHIONS

Back cushions: Fixed but detachable with zippers

One additional decorative cushion is included in the same fabric as the sofa

PRICE GROUPS

Available in predefined price groups (not available in leather)
Explore our fabric collection at woud.dk/fabric-collection/

COM-ORDERS

Available upon request. COM must be approved by WOUD.

ASSEMBLY

The legs should be mounted

FIRE RETARDENT FOAM

Available upon request (Standard for all Great Britain-orders)

MAINTENANCE

For specific care instructions and maintenance, please visit the website of the upholstery supplier



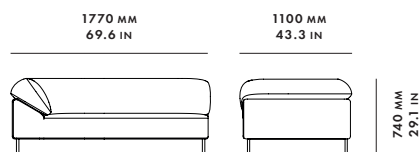
PG1A

PG1A

PG2A

PG2B

PG3



WEIGHT

55 kg

SEAT DEPTH

660 mm/25.9 in

SEAT HEIGHT

400 mm/15.7 in

COLLAR OPEN END 2-SEATER (RIGHT)

DESIGNED BY MEIKE HARDE

USING VOLUMINOUS CURVES AND ASKEW ARRANGED BACK CUSHIONS, COLLAR REINTERPRETS CLASSIC SOFA DESIGN INTO A CONTEMPORARY APPEALING APPEARANCE. DELTA SHAPED SIDES PERFECTLY SUPPORT THE CUSHION IN A WIDE-ANGLE FOR COMFORTABLE LOUNGING. COMBINED WITH THE LOW BACKREST, THE CONTINUOUS BACK CUSHION FUNCTIONS LIKE A COLLAR.

LAUNCH
2020

CATEGORY
Sofas

MATERIALS
Plywood, Metal, Foam, Elastic belts

LEGS
Black painted metal

CONNECTORS
Metal sectional snaps

CUSHIONS
Back cushions: Fixed but detachable with zippers

One additional decorative cushion is included
in the same fabric as the sofa

PRICE GROUPS
Available in predefined price groups (not available in leather)
Explore our fabric collection at woud.dk/fabric-collection/

COM-ORDERS
Available upon request. COM must be approved by WOUD.

ASSEMBLY
The legs should be mounted

FIRE RETARDENT FOAM
Available upon request (Standard for all Great Britain-orders)

MAINTENANCE
For specific care instructions and maintenance, please visit the website of the upholstery supplier



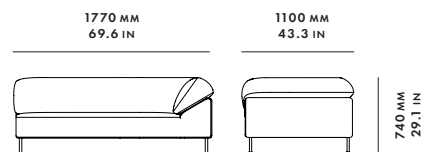
PG1A

PG1A

PG2A

PG2B

PG3



WEIGHT
55 kg

SEAT DEPTH
660 MM/25.9 IN

SEAT HEIGHT
400 MM/15.7 IN

COLLAR OTTOMAN

DESIGNED BY MEIKE HARDE

USING VOLUMINOUS CURVES AND ASKEW ARRANGED BACK CUSHIONS, COLLAR REINTERPRETS CLASSIC SOFA DESIGN INTO A CONTEMPORARY APPEALING APPEARANCE. DELTA SHAPED SIDES PERFECTLY SUPPORT THE CUSHION IN A WIDE-ANGLE FOR COMFORTABLE LOUNGING. COMBINED WITH THE LOW BACKREST, THE CONTINUOUS BACK CUSHION FUNCTIONS LIKE A COLLAR.

LAUNCH

2020

CATEGORY

Sofas

MATERIALS

Plywood, Metal, Foam, Elastic belts

LEGS

Black painted metal

CONNECTORS

Metal sectional snaps

PRICE GROUPS

Available in predefined price groups (not available in leather)
Explore our fabric collection at woud.dk/fabric-collection/

COM-ORDERS

Available upon request. COM must be approved by WOUD.

ASSEMBLY

The legs should be mounted

FIRE RETARDENT FOAM

Available upon request (Standard for all Great Britain-orders)

MAINTENANCE

For specific care instructions and maintenance, please visit the website of the upholstery supplier



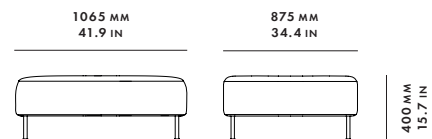
PG1A

PG1A

PG2A

PG2B

PG3



WEIGHT

23 kg

SEAT DEPTH

875 mm/34.4 in

SEAT HEIGHT

400 mm/15.7 in